

Study of Temperature Anisotropy and Kappa Distribution Impacts on EMIC Waves in Multi-Species Magnetized Plasma

Rahul Bhaisaniya¹ and Ganpat Ahirwar²

¹Assistant Professor, Govt PG college Rajgarh, ~~MP, India~~ MP, India

²Assistant ~~Professor, School~~ Professor, School of Studies in ~~Physics, Vikram~~ Physics, Vikram
University Ujjain (~~M.P., India~~ M.P., India)

*Correspondence: Rahul Bhaisaniya (rahulbhaisaniya@gmail.com)

~~Abstract:~~ **Abstract:** - This research investigates the impact of temperature anisotropy on Electromagnetic ion cyclotron (EMIC) waves in a multi-ion magneto-plasma environment composed of H^+ , He^+ , and O^+ ions, with a particular emphasis on the role of the ~~k~~Kappa distribution function. The study delves into how variations in temperature anisotropy influence the behavior and properties of EMIC wave propagation, considering the complex interplay between anisotropic thermal effects and the non-Maxwellian ~~kappa~~Kappa distribution. Through a comprehensive analysis involving theoretical modeling and numerical simulations, the research elucidates how these factors alter wave dispersion relations, growth rates, and spatial structures of EMIC waves. The results reveal significant deviations from classical Maxwellian predictions, highlighting the necessity to incorporate ~~kappa~~Kappa distributions for accurate descriptions of wave behavior in realistic plasma conditions. This enhanced understanding has broader implications for space physics, astrophysical phenomena, and laboratory plasma experiments, where non-equilibrium conditions and multiple ion species are prevalent. The results are analyzed in the context of space plasma parameters relevant region within Earth's magnetosphere.

1. Introduction

EMIC waves are transverse, low-frequency (below the proton cyclotron frequency) waves typically in the range of 0.1–5 Hz, which manifest as Pc1–Pc2 pulsations on the ground. These waves are primarily generated in the equatorial region of Earth's magnetosphere and propagate along magnetic field lines as left-handed, circularly polarized waves, guided toward the ionosphere (Sugiyama et al., 2015). Their oblique propagation characteristics and interactions with anisotropic plasma distributions have been extensively studied (Cattaert et al., 2007). Experimental evidence for naturally occurring ion cyclotron instabilities has been comprehensively summarized by Cornwall (1965).

In the auroral acceleration region, located at magnetic latitudes of approximately $\pm 70^\circ$ and altitudes above 4000 km, large-amplitude electric field structures have been observed. The parallel electric

fields in this region, concentrated around 6000 km altitude, are strongly associated with field-aligned currents (Yan et al., 2008). This region is characterized by low plasma beta (β) and cold plasma environments, making it a critical zone for understanding wave-particle interactions. EMIC waves play a vital role in space plasma physics, particularly in the Earth's magnetosphere, where they influence particle dynamics, energy transfer, and plasma stability (Gary & Lee-Lee, 1994). These waves interact with energetic particles, drive pitch-angle scattering, and facilitate the heating of ion populations, making them a cornerstone of magnetospheric studies (Kennel & Petschek, 1966; Chen & Hasegawa, 1974). The triggered emissions associated with EMIC waves have been observed in satellite data and analyzed in theoretical studies (Omura et al., 2010).

The propagation of EMIC waves at frequencies near the ion cyclotron frequency has been extensively studied under the assumption of Maxwellian velocity distributions, which describe thermal plasmas. However, real plasma environments, especially in the magnetosphere, often deviate from thermal equilibrium due to the presence of suprathermal particles (Sugiyama et al., 2015). The ~~kappaKappa~~ distribution function (Vasyliunas, 1968) is widely used to describe such non-thermal plasma environments. It is characterized by the ~~parameter-parameter~~, which governs the extent of high-energy tails in the particle velocity distribution. Lower kappa values correspond to stronger deviations from thermal equilibrium, making the ~~kappaKappa~~ distribution particularly relevant for modeling space plasmas where suprathermal particles dominate (Pierrard & Lazar, 2010). A generalized plasma dispersion function for kappa-Maxwellian velocity distributions has been formulated to describe the wave behavior in these conditions (Hellberg & Mace, 2002).

Temperature anisotropy, where the temperature differs along directions parallel and perpendicular to the magnetic field, further adds complexity to the plasma environment. This anisotropy significantly influences wave growth, dispersion characteristics, and stability. In anisotropic magneto-plasma, enhanced perpendicular temperatures relative to the parallel component can amplify EMIC wave growth and alter dispersion relations compared to isotropic conditions (Hellinger & Matsumoto, 2000). When coupled with the ~~kappaKappa~~ distribution, temperature anisotropy introduces novel wave behaviors and complexities that deviate significantly from Maxwellian models (Lazar et al., 2006). The effects of temperature anisotropy on wave growth have been observed in bi-~~kappaKappa~~ distributed plasmas, where deviations from Maxwellian distributions further modify wave dispersion (Lazar, 2012). The influence of suprathermal protons on EMIC wave instability thresholds has also been examined in kappa-distributed plasmas (Xiao et al., 2007).

Despite extensive research on plasma instabilities, a significant gap remains in understanding how temperature anisotropy and ~~kappaKappa~~ distributions simultaneously affect EMIC wave dynamics. The novelty of this study lies in addressing this critical gap by examining how temperature anisotropy

influences the dispersion relations, growth rates, and spatial structures of EMIC waves in a multi-ion magneto-plasma under the influence of the κ distribution. Unlike earlier works that focused predominantly on single-ion plasmas or isotropic temperature assumptions, this research emphasizes the role of multi-ion plasma composition (e.g., H^+ , He^+ , O^+) and varying κ values, which are particularly relevant for understanding wave-particle interactions near the plasmapause and auroral acceleration regions. Previous studies have demonstrated how EMIC waves grow and dampen under different conditions, including oblique propagation and multi-ion species effects (Xue et al., 1996a, 1996b).

This study investigates the combined effects of temperature anisotropy and the κ distribution on EMIC wave dynamics, focusing on perpendicular and parallel resonant energies, growth rate, and growth length in a multi-ion plasma environment. By incorporating these complex plasma conditions, we aim to advance the accuracy of space plasma models, particularly within the magnetosphere, where these factors are paramount. The findings hold significant implications for space weather forecasting and the mitigation of associated disturbances, given EMIC waves influence on particle precipitation, ion heating, and geomagnetic activity. By quantifying the individual and combined impact of the κ distribution and temperature anisotropy, this research provides deeper insights into EMIC wave behaviour, enhancing our understanding of wave-particle interactions in space plasmas thereby improving the interpretation of satellite data.

2. Basic trajectories

Considering the trajectory of a charged particle in the presence of EMIC waves, various properties have been derived for different κ distribution indices (Meda et al., 2021). Given that the wave propagates along the z-axis in the direction of the background magnetic field, the left-handed circularly polarized EMIC wave in a cold magnetized plasma with angular frequency ω can be expressed as follows:

$$B_x = \cos(k_{\parallel}z - \omega t) \quad (1)$$

$$B_y = \sin(k_{\parallel}z - \omega t) \quad (2)$$

When the system moves with the wave, the electric field reduces to zero. The total wave magnetic field is: $B = B_x \cos(k_{\parallel}z) x + B_y \sin(k_{\parallel}z) y$ (3)

where

B: Wave magnetic field amplitude. k_{\parallel} : Wave number along the z-axis. ω : Angular frequency.

Formatted: Left

In the wave frame, moving with phase velocity , the position and velocity transformations are (Meda et al., 2021):

~~Where the following conditions apply (Meda et al., 2021)~~

$$Z^{wave} = Z^{lab} - \left(\frac{\omega}{k_{\parallel}}\right)t \quad (4)$$

$$V^{wave} = V^{lab} - \left(\frac{\omega}{k}\right)t \quad (5)$$

As $\frac{ck}{\omega} \gg 1$, ~~the magnetic field amplitude is assumed to be identical in both the laboratory and wave frames.~~

~~Let As — The magnetic field amplitude is considered identical.~~

Z^{wave} : Position of the particle in the wave frame of reference.

V^{wave} : Position of the particle in the laboratory frame of reference.

~~Thus, the equation of motion for an ion in the presence of the wave is given by: Thus, the equation of ion motion in the wave is given as~~

$$\frac{dv_l}{dt} = \frac{q_l}{m_l c} [(V_l \times B_o) + (V_l \times B)] \quad (6)$$

q_l : Ion charge , m_l : Ion mass, c : Speed of light, B_o : Background magnetic field, B : Wave magnetic field.

We use cylindrical coordinates in velocity space as follows

$$v_{lx} = V_{\perp l} \cos \phi \quad (7)$$

$$v_{ly} = V_{\perp l} \sin \phi \quad (8)$$

$$v_{\parallel l} = V_{\parallel l} \quad (9)$$

Where $V_{\perp l}$: Perpendicular velocity magnitude, $V_{\parallel l}$: Parallel velocity, ϕ : Gyrophase angle. \parallel : means parallel to the magnetic field it refers to the component of velocity along the background magnetic field direction. The perpendicular component of the equation of motion is:

$$\frac{dV_{\perp l}}{dt} = -V_{\parallel l} \Omega_l \sin(k_{\parallel} z - \phi) \quad (10)$$

$$V_{\perp l} = V_{\parallel l o} + \delta V_{\perp l} \quad (11)$$

$$V_{\parallel l} = V_{\parallel l o} + \delta V_{\parallel l} \quad (12)$$

Formatted: Justified

Where $V_{\parallel i}$ initial values at $t=0$, Substituting eq. (1) to (5) in eq. (11) and (12) we find the following
the perturbations in perpendicular and parallel velocities due to the EMIC wave are: (Meda et al.,
2021)

$$\begin{aligned} \delta V_{\perp l} = & \frac{[h\Omega_{H^+}(V_{\parallel H^+} - \frac{\omega}{k_{\parallel}})]}{[k_{\parallel}V_{\parallel H^+} - (\omega - \Omega_{H^+})]} \times [\cos(k_{\parallel}z - \omega t - \Psi) - \varepsilon \cos(k_{\parallel}z - \omega t - \Psi - (k_{\parallel}V_{\parallel H^+} - \\ & (\omega - \Omega_{H^+}))t)] + \frac{[h\Omega_{He^+}(V_{\parallel He^+} - \frac{\omega}{k_{\parallel}})]}{[k_{\parallel}V_{\parallel He^+} - (\omega - \Omega_{He^+})]} \times [\cos(k_{\parallel}z - \omega t - \Psi) - \varepsilon \cos(k_{\parallel}z - \omega t - \Psi - \\ & (k_{\parallel}V_{\parallel He^+} - (\omega - \Omega_{He^+}))t)] + \frac{[h\Omega_{O^+}(V_{\parallel O^+} - \frac{\omega}{k_{\parallel}})]}{[k_{\parallel}V_{\parallel O^+} - (\omega - \Omega_{O^+})]} \times [\cos(k_{\parallel}z - \omega t - \Psi) - \varepsilon \cos(k_{\parallel}z - \omega t - \\ & \Psi - (k_{\parallel}V_{\parallel O^+} - (\omega - \Omega_{O^+}))t)] \quad (13) \end{aligned}$$

$$\begin{aligned} \delta V_{\parallel l} = & \frac{-hV_{\perp l} \Omega_{H^+}}{[k_{\parallel}V_{\parallel H^+} - (\omega - \Omega_{H^+})]} \times [\cos(k_{\parallel}z - \omega t - \Psi) - \varepsilon \cos(k_{\parallel}z - \omega t - \Psi - (k_{\parallel}V_{\parallel H^+} - (\omega - \\ & \Omega_{H^+}))t)] + \frac{-hV_{\perp l} \Omega_{He^+}}{[k_{\parallel}V_{\parallel He^+} - (\omega - \Omega_{He^+})]} \times [\cos(k_{\parallel}z - \omega t - \Psi) - \varepsilon \cos(k_{\parallel}z - \omega t - \Psi - (k_{\parallel}V_{\parallel He^+} - \\ & (\omega - \Omega_{He^+}))t)] + \frac{-hV_{\perp l} \Omega_{O^+}}{[k_{\parallel}V_{\parallel O^+} - (\omega - \Omega_{O^+})]} \times [\cos(k_{\parallel}z - \omega t - \Psi) - \varepsilon \cos(k_{\parallel}z - \omega t - \Psi - (k_{\parallel}V_{\parallel O^+} - \\ & (\omega - \Omega_{O^+}))t)] \quad (14) \end{aligned}$$

Where $z = z_0 + V_{\parallel} t$ and $\psi = \psi_0 - \omega t$ and where $\varepsilon=0$ for non-resonant particles and $\varepsilon=1$ for
resonant particles $h = \frac{B}{B_0}$. where $l = H^+/He^+/O^+$.

3. Distribution function

To examine resonant and non-resonant energies, growth rates, and growth lengths, we apply a
kappa distribution function as an extension within a multi-ion magneto-plasma environment of
previous work (Meda et al., 2021, Livadiotis, 2017, Summers, & Thorne, 1991)

$$\begin{aligned} F_k(V_l) = & \frac{1}{\pi^{3/2} V_{\perp H^+}^2 V_{\parallel H^+}^2} \frac{\Gamma(k_p+1)}{k_p^{3/2} \Gamma(k_p-1/2)} \times \left\{ 1 + \frac{V_{\perp H^+}^2}{k_p V_{\perp H^+}^2} + \frac{V_{\parallel H^+}^2}{k_p V_{\parallel H^+}^2} \right\}^{-k_p-1} + \\ & \frac{1}{\pi^{3/2} V_{\perp He^+}^2 V_{\parallel He^+}^2} \frac{\Gamma(k_p+1)}{k_p^{3/2} \Gamma(k_p-1/2)} \times \left\{ 1 + \frac{V_{\perp He^+}^2}{k_p V_{\perp He^+}^2} + \frac{V_{\parallel He^+}^2}{k_p V_{\parallel He^+}^2} \right\}^{-k_p-1} + \frac{1}{\pi^{3/2} V_{\perp O^+}^2 V_{\parallel O^+}^2} \frac{\Gamma(k_p+1)}{k_p^{3/2} \Gamma(k_p-1/2)} \times \\ & \left\{ 1 + \frac{V_{\perp O^+}^2}{k_p V_{\perp O^+}^2} + \frac{V_{\parallel O^+}^2}{k_p V_{\parallel O^+}^2} \right\}^{-k_p-1} \quad (15) \end{aligned}$$

$l = H^+/He^+/O^+$.

k_p is the kappa distribution index

bi-kappa distribution at resonance velocity is implemented as (Meda et al., 2021, Livadiotis, 2017 ,
Summers, & Thorne, 1991)

$$F_k(V_{I\parallel}) = \frac{1}{\pi^{1/2} V_{T\parallel H^+}^2 k_p^{3/2} \Gamma(k_p-1/2)} \left\{ 1 + \frac{V_{\parallel H^+}^2 (\omega - \Omega_{H^+})^2}{K_{\parallel} V_{T\parallel H^+}^2} \right\}^{-k_p-1} + \frac{1}{\pi^{1/2} V_{T\parallel He^+}^2 k_p^{3/2} \Gamma(k_p-1/2)} \times$$

$$\left\{ 1 + \frac{V_{\parallel He^+}^2 (\omega - \Omega_{He^+})^2}{K_{\parallel} V_{T\parallel He^+}^2} \right\}^{-k_p-1} + \frac{1}{\pi^{1/2} V_{T\parallel O^+}^2 k_p^{3/2} \Gamma(k_p-1/2)} \left\{ 1 + \frac{V_{\parallel O^+}^2 (\omega - \Omega_{O^+})^2}{K_{\parallel} V_{T\parallel O^+}^2} \right\}^{-k_p-1} \quad (16)$$

In above equation $V_{T\perp l}$ and $V_{T\parallel l}$ are thermal velocity.

$$V_{T\perp l}^2 = \left[\frac{k_p-3/2}{k} \frac{2k_p T_{\perp H^+}}{m_{H^+}} \right] + \left[\frac{k_p-3/2}{k} \frac{2k_p T_{\perp He^+}}{m_{He^+}} \right] + \left[\frac{k_p-3/2}{k} \frac{2k_p T_{\perp O^+}}{m_{O^+}} \right] \quad (17)$$

$$V_{T\parallel l}^2 = \left[\frac{k_p-3/2}{k_p} \frac{2k_p T_{\parallel H^+}}{m_{H^+}} \right] + \left[\frac{k_p-3/2}{k_p} \frac{2k_p T_{\parallel He^+}}{m_{He^+}} \right] + \left[\frac{k_p-3/2}{k_p} \frac{2k_p T_{\parallel O^+}}{m_{O^+}} \right] \quad (18)$$

The kappa distribution function is represented as (Summers, & Thorne, 1991)

$$Z_k(\xi) = \frac{1}{\pi^{1/2} k_p^{1/2} \Gamma(k_p-1/2)} \int_{-\infty}^{\infty} \frac{\left(1 + \frac{x^2}{k_p}\right)^{-k_p}}{(x-\xi)} dx \quad (19)$$

$$\xi = \frac{(\omega - \Omega_l)}{K_{\parallel} V_{T\parallel l}}$$

In cases where the perpendicular temperature exceeds the parallel temperature, free energy stored in this anisotropy can drive wave instabilities, leading to the amplification of EMIC waves. The condition for instability is typically expressed as:

$$\frac{T_{\perp}}{T_{\parallel}} = 1 + \frac{\omega}{\Omega_i}$$

As reported in the study by Gary and Wang (1996), Temperature anisotropy significantly impacts the growth rate and modifies the dispersion properties of EMIC waves. The difference between perpendicular and parallel temperatures in the plasma introduces a source of free energy, which can either enhance or suppress wave propagation. When the anisotropy is sufficiently large, it can destabilize certain wave modes, causing them to grow under specific conditions.

4. Dispersion relation

Considering the cold plasma dispersion relation for EMIC waves (Ahirwar et al., 2006)

$$\frac{c^2 k_{\parallel}^2}{\omega^2} = \left(\frac{\omega_{pH^+}^2}{\Omega_{H^+}^2} \right) \left(1 - \frac{\omega}{\Omega_{H^+}} \right)^{-1} + \left(\frac{\omega_{pHe^+}^2}{\Omega_{He^+}^2} \right) \left(1 - \frac{\omega}{\Omega_{He^+}} \right)^{-1} + \left(\frac{\omega_{pO^+}^2}{\Omega_{O^+}^2} \right) \left(1 - \frac{\omega}{\Omega_{O^+}} \right)^{-1} \quad (20)$$

Where $\omega_{pl}^2 = \frac{4\pi N_l e^2}{m_l}$

This establishes the squared plasma frequency for the ions, while Ω_l represents the cyclotron frequency of the respective multi-ion species,

The dispersion relation for an ion electromagnetic cyclotron wave propagating along the direction of an external magnetic field in a system consisting of ions, electrons, and non-ionized particles including both resonant and non-resonant particles involved in electrical and wave transmission is described by the dispersion ~~relation~~ of cold plasma is also close to the dispersion ~~relation~~ of hot plasma. provided that plasma $ck/\omega \gg 1$

5. Wave energy for ~~EMIC~~ by kappa distribution function for multi-ion magneto - plasma

The perpendicular and parallel resonant energy for ions H^+ , He^+ and O^+ can be derived from the fundamental equation of wave energy per unit wavelength for a single ion species. Based on the study by Meda et al. (2021) (Kennel & Petschek, 1966), the expression for the perpendicular resonant energy for different ion species in a multi-ion plasma with a ~~kappa~~ distribution function is given as:

$$\begin{aligned} W_{r\perp l} = & \frac{\pi^{3/2} B^2}{C^2 K_{\Pi}^2 \omega} \left[\frac{\Gamma(k_p+1)}{k_p^{3/2} \Gamma(k_p-1/2) V_{T\Pi H^+}^2} \omega_{pH^+}^2 \frac{T_{\perp}}{T_{\Pi}} \left(\frac{\omega - \Omega_{H^+}}{\Omega_{H^+}} \right) + 1 \right] \left[1 + \frac{(\omega - \Omega_{H^+})^2}{K_{\Pi}^2 V_{T\Pi H^+}^2} \right]^{-k_p-1} + \\ & \frac{\pi^{3/2} B^2}{C^2 K_{\Pi}^2 \omega} \left[\frac{\Gamma(k_p+1)}{k_p^{3/2} \Gamma(k_p-1/2) V_{T\Pi He^+}^2} \omega_{pHe^+}^2 \frac{T_{\perp}}{T_{\Pi}} \left(\frac{\omega - \Omega_{He^+}}{\Omega_{He^+}} \right) + 1 \right] \left[1 + \frac{(\omega - \Omega_{He^+})^2}{K_{\Pi}^2 V_{T\Pi He^+}^2} \right]^{-k_p-1} + \\ & \frac{\pi^{3/2} B^2}{C^2 K_{\Pi}^2 \omega} \left[\frac{\Gamma(k_p+1)}{k_p^{3/2} \Gamma(k_p-1/2) V_{T\Pi O^+}^2} \omega_{pO^+}^2 \frac{T_{\perp}}{T_{\Pi}} \left(\frac{\omega - \Omega_{O^+}}{\Omega_{O^+}} \right) + 1 \right] \left[1 + \frac{(\omega - \Omega_{O^+})^2}{K_{\Pi}^2 V_{T\Pi O^+}^2} \right]^{-k_p-1} \end{aligned} \quad (21)$$

And Parallel resonant energy is

$$\begin{aligned} W_{r\Pi l} = & \frac{\pi^{3/2} B^2}{C^2 K_{\Pi}^2 \omega} \left[\frac{\Gamma(k_p+1)}{k_p^{3/2} \Gamma(k_p-1/2) V_{T\Pi H^+}^2} \omega_{pH^+}^2 \frac{T_{\parallel}}{T_{\Pi}} \left(\frac{\omega - \Omega_{H^+}}{\Omega_{H^+}} \right) + 1 \right] \left[1 + \frac{(\omega - \Omega_{H^+})^2}{K_{\Pi}^2 V_{T\Pi H^+}^2} \right]^{-k_p-1} + \\ & \frac{\pi^{3/2} B^2}{C^2 K_{\Pi}^2 \omega} \left[\frac{\Gamma(k_p+1)}{k_p^{3/2} \Gamma(k_p-1/2) V_{T\Pi He^+}^2} \omega_{pHe^+}^2 \frac{T_{\parallel}}{T_{\Pi}} \left(\frac{\omega - \Omega_{He^+}}{\Omega_{He^+}} \right) + 1 \right] \left[1 + \frac{(\omega - \Omega_{He^+})^2}{K_{\Pi}^2 V_{T\Pi He^+}^2} \right]^{-k_p-1} + \\ & \frac{\pi^{3/2} B^2}{C^2 K_{\Pi}^2 \omega} \left[\frac{\Gamma(k_p+1)}{k_p^{3/2} \Gamma(k_p-1/2) V_{T\Pi O^+}^2} \omega_{pO^+}^2 \frac{T_{\parallel}}{T_{\Pi}} \left(\frac{\omega - \Omega_{O^+}}{\Omega_{O^+}} \right) + 1 \right] \left[1 + \frac{(\omega - \Omega_{O^+})^2}{K_{\Pi}^2 V_{T\Pi O^+}^2} \right]^{-k_p-1} \end{aligned} \quad (22)$$

6. GROWTH RATE

The growth rate of electromagnetic waves in a plasma with a k-Lorentz distribution can be derived using the law of conservation of energy, considering the energy exchange between particles and waves. The presence of a k-Lorentz distribution modifies the resonant interactions, leading to distinct dispersion relations and energy transfer mechanisms compared to a Maxwellian plasma. Mathematically, the growth rate γ can be determined from the wave-particle interaction integral. The growth rate of electromagnetic ion cyclotron (EMIC) waves in a multi-ion plasma with a general loss-cone distribution (Patel et al., 2012) is formulated and developed using the ~~kappa~~Kappa distribution function is given as:

$$\begin{aligned} \frac{\gamma}{\omega l} = & \frac{\frac{\pi^{3/2}\Omega_{H^+}}{K_{\Pi}V_{T\Pi H^+}} \left[\frac{\Gamma(k_p+1)}{k_p^{3/2}\Gamma(k_p-1/2)} \left(1 - \frac{\omega}{\Omega_{H^+}} \right) \left(\frac{T_{\perp H^+}}{T_{\parallel H^+}} \right) - 1 \right] \times \left[1 + \frac{(\omega - \Omega_{H^+})^2}{K_{\Pi}^2 V_{T\Pi H^+}^2} \right]^{-kp-1}}{\left(\frac{CK_{\Pi}}{\omega^2 p_{H^+}} \right)^2 \left(\frac{2\Omega_{H^+} - \omega}{\Omega_{H^+} - \omega} \right) + \frac{1}{2} \frac{\omega^2}{(\Omega_{H^+} - \omega)^2}} + \\ & \frac{\frac{\pi^{3/2}\Omega_{He^+}}{K_{\Pi}V_{T\Pi He^+}} \left[\frac{\Gamma(k_p+1)}{k_p^{3/2}\Gamma(k_p-1/2)} \left(1 - \frac{\omega}{\Omega_{He^+}} \right) \left(\frac{T_{\perp He^+}}{T_{\parallel He^+}} \right) - 1 \right] \times \left[1 + \frac{(\omega - \Omega_{He^+})^2}{K_{\Pi}^2 V_{T\Pi He^+}^2} \right]^{-kp-1}}{\left(\frac{CK_{\Pi}}{\omega^2 p_{He^+}} \right)^2 \left(\frac{2\Omega_{He^+} - \omega}{\Omega_{He^+} - \omega} \right) + \frac{1}{2} \frac{\omega^2}{(\Omega_{He^+} - \omega)^2}} + \\ & \frac{\frac{\pi^{3/2}\Omega_{O^+}}{K_{\Pi}V_{T\Pi O^+}} \left[\frac{\Gamma(k_p+1)}{k_p^{3/2}\Gamma(k_p-1/2)} \left(1 - \frac{\omega}{\Omega_{O^+}} \right) \left(\frac{T_{\perp O^+}}{T_{\parallel O^+}} \right) - 1 \right] \times \left[1 + \frac{(\omega - \Omega_{O^+})^2}{K_{\Pi}^2 V_{T\Pi O^+}^2} \right]^{-kp-1}}{\left(\frac{CK_{\Pi}}{\omega^2 p_{O^+}} \right)^2 \left(\frac{2\Omega_{O^+} - \omega}{\Omega_{O^+} - \omega} \right) + \frac{1}{2} \frac{\omega^2}{(\Omega_{O^+} - \omega)^2}} \end{aligned} \quad (23)$$

7. Growth length

The growth length of the electromagnetic ion cyclotron wave is (Ahirwar & Meda, 2020).

$$L_g = \frac{V_{gl}}{\gamma}$$

Where, γ is growth rate, V_{gl} is group velocity of the wave (Meda et al., 2021)

$$\begin{aligned} L_g = & \frac{1}{\gamma \omega^2 p_{H^+}} \left(-C^2 K_{\Pi} \Omega_{H^+} + \frac{C^4 K_{\Pi}^3 + 2C^2 \omega^2 p_{H^+} K_{\Pi} \Omega_{H^+}}{\sqrt{C^4 K_{\Pi}^4 + 4C^2 \omega^2 p_{H^+} K_{\Pi}^2 \Omega_{H^+}}} \right) + \frac{1}{\gamma \omega^2 p_{He^+}} \left(-C^2 K_{\Pi} \Omega_{He^+} + \right. \\ & \left. \frac{C^4 K_{\Pi}^3 + 2C^2 \omega^2 p_{He^+} K_{\Pi} \Omega_{He^+}}{\sqrt{C^4 K_{\Pi}^4 + 4C^2 \omega^2 p_{He^+} K_{\Pi}^2 \Omega_{He^+}}} \right) + \frac{1}{\gamma \omega^2 p_{O^+}} \left(-C^2 K_{\Pi} \Omega_{O^+} + \frac{C^4 K_{\Pi}^3 + 2C^2 \omega^2 p_{O^+} K_{\Pi} \Omega_{O^+}}{\sqrt{C^4 K_{\Pi}^4 + 4C^2 \omega^2 p_{O^+} K_{\Pi}^2 \Omega_{O^+}}} \right) \end{aligned} \quad (24)$$

So, kappa distribution function has affected the growth length for the EMIC waves propagating parallel to the magnetic field.

8. Result and discussion

The following plasma parameters, relevant to the auroral acceleration region, are adopted for the numerical evaluation of the dispersion relation, growth rate, and growth length in relation to the steepness of the ~~kappa~~Kappa distribution function (Patel et al., 2012). $B_0=4300\text{nT}$

$$\Omega_{H^+} = 412\text{s}^{-1} \quad \Omega_{He^+} = 102.5\text{s}^{-1}$$

$$\Omega_{O^+} = 25.625\text{s}^{-1} \quad \frac{V_{Te}^2}{V_{THe}^2} = .10 - .02 \quad \frac{V_{Ti}^2}{V_{THi}^2} = 10 - 15$$

$$T_{\perp i} = 25 - 50\text{eV} \quad V_{THi} = 6.41 \times 10^8\text{cm/s}$$

$$\omega_{pH^+}^2 = 3.18 \times 10^8\text{s}^{-2} \quad \omega_{pHe^+}^2 = 2.156 \times 10^5\text{s}^{-2} \quad \omega_{pO^+}^2 = 2.156 \times 10^4\text{s}^{-2}$$

$$k_{\parallel} = 10^{-10}\text{cm}^{-1}, k_{\perp} = 10^{-6}\text{cm}^{-1}, v_A = 3 \times 10^{10}\text{cm/s}^{-1},$$

$$\Omega_{H^+} = 412\text{s}^{-1}, \Omega_{He^+} = 103\text{s}^{-1}, \Omega_{O^+} = 26\text{s}^{-1}, v_{THe^+} = 8.38 \times 10^7\text{cm/s}^{-1},$$

$$\omega_{pH^+} = 9.31 \times 10^4\text{s}^{-1}, \omega_{pHe^+} = 3.292 \times 10^4\text{s}^{-1}, \omega_{pO^+} = 1.646 \times 10^4\text{s}^{-1},$$

$$v_{TH^+} = 4.37 \times 10^7\text{cm/s}^{-1}, v_{THe^+} = 4.01 \times 10^6\text{cm/s}^{-1}, v_{TO^+} = 3.9 \times 10^6\text{cm/s}^{-1}$$

The Equations 20,21,22,23 and 24 is evaluated using Mathcad software to solve for resonant energies, growth rates, and growth lengths. (In the figures, the symbol $k_p K_p$ refers to the kappa distribution index (k_p)

Formatted: Justified

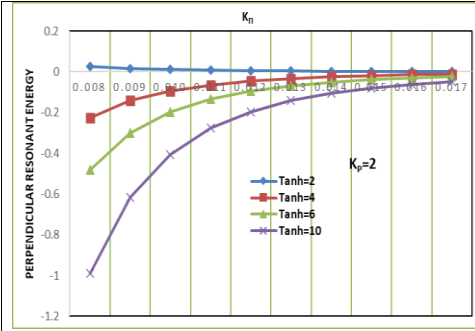


Fig. 1 Variation of the perpendicular resonant energy W_{\perp} (erg cm^{-1}) versus the wave vector K_{\perp} (cm^{-1}) for varying values of the Hydrogen ion Temperature Anisotropy (Tanh) and constant Helium (Tanhe=8), Oxygen ion Temperature Anisotropy (Tano=8) at $k_p=2$.

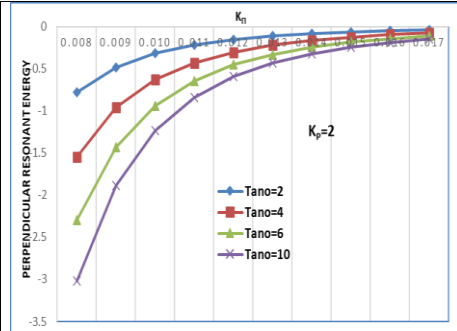


Fig. 2 Variation of the perpendicular resonant energy W_{\perp} (erg cm^{-1}) versus the wave vector K_{\perp} (cm^{-1}) for varying values of the Oxygen ion Temperature Anisotropy (Tano) and constant Helium (Tanhe=8), Hydrogen ion Temperature Anisotropy (Tanh=8) at $k_p=2$.

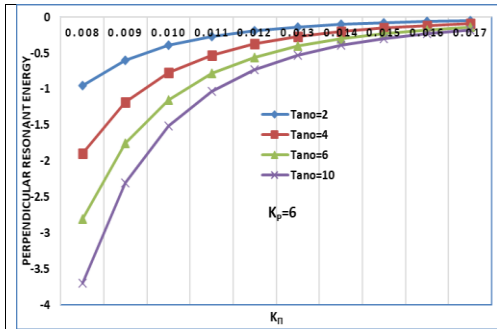


Fig. 3 Variation of the perpendicular resonant energy $W_{r\perp}$ (erg cm^{-1}) versus the wave vector K_{Π} (cm^{-1}) for varying values of the Oxygen ion Temperature Anisotropy (Tano) and constant Helium (Tanhe=8), Hydrogen ion Temperature Anisotropy (Tanh=8) at $k_p=2$.

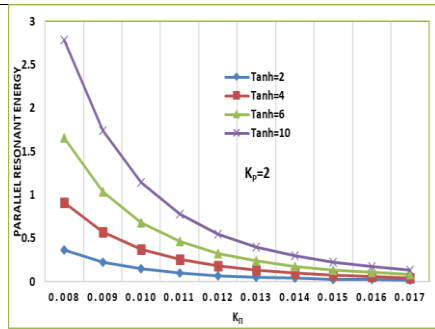


Fig. 4 Variation of parallel resonant energy $W_{r\parallel}$ (erg cm^{-1}) versus the wave vector K_{Π} (cm^{-1}) for varying values of the Hydrogen ion Temperature Anisotropy (Tanh) and constant Helium (Tanhe=8), Oxygen ion Temperature Anisotropy (Tano=8) at $k_p=2$.

Figures 1-3 illustrate how perpendicular resonant energy ($w_{r\perp}$) decreases with increasing K_{Π} , demonstrating stronger wave-particle interactions at lower wave vectors. Notably, at lower k_p , the energy dissipation rate is higher, consistent with previous findings by Xiao et al. (2007). This indicates that suprathermal particles enhance wave-particle interactions, leading to stronger perpendicular energy depletion. These parameters are crucial for understanding EMIC wave dynamics in planetary magnetospheres, where non-Maxwellian distributions are common (Sugiyama et al., 2015). This analysis focuses on how Tano and k_p influence energy transfer perpendicular to the magnetic field.

General Trend and Temperature Anisotropy (Tano) Effects: Across all graphs, a consistent trend emerges: the perpendicular resonant energy, $w_{r\perp}$, decreases with increasing K_{Π} , indicating a diminished transfer of energy perpendicular to the magnetic field at higher wave vectors. Notably, the rate of this decrease is more pronounced with higher temperature anisotropy, Tano, signifying a stronger anisotropy dependence at higher K_{Π} , a trend that aligns with established EMIC wave dispersion relations (Xue et al., 1993). Specifically, low Tano values, such as Tano=2, result in $w_{r\perp}$ remaining near zero with a gradual decrease, reflecting weak perpendicular energy transfer and aligning with the concept of anisotropy-driven instabilities (Lazar, 2012). Conversely, high Tano values, such as Tano=10, show a significant decrease in $w_{r\perp}$, indicating enhanced energy depletion perpendicular to the field. For example, at $K_{\Pi}=1 \times 10^{-9} \text{ cm}^{-1}$, $w_{r\perp}$ is substantially lower for Tano=10 compared to Tano=2, demonstrating increased energy depletion with higher anisotropy (Xue et al., 1996a). Finally, at larger K_{Π} values, the curves converge, suggesting a diminishing influence of Tano on $w_{r\perp}$, implying that other factors become dominant in this regime.

244 ~~kappa~~Kappa Parameter (k_p) Effects: A comparison of the ~~kappa~~kappa parameter effects reveals
245 that for $k_p=2$, the perpendicular resonant energy remains higher compared to $k_p=6$. This is attributed
246 to the increased presence of suprathermal particles in lower-kappa distributions, which facilitates
247 stronger energy transfer. As k_p increases, the system approaches a Maxwellian equilibrium, reducing
248 the efficiency of wave-particle interactions. This transition is critical in determining EMIC wave
249 growth in space plasma, aligning with the results of Sugiyama et al. (2015). This suggests that a lower
250 kappa parameter increases perpendicular resonant energy, reflecting the influence of suprathermal
251 particles (Xiao et al., 2007). Conversely, $k_p=6$ demonstrates lower $W_{r\perp}$ values and a steeper decay with
252 increasing K_{\perp} , indicating a more rapid depletion of perpendicular resonant energy and a closer
253 approximation to a Maxwellian distribution (Cattaert et al., 2007). Furthermore, higher k_p values,
254 which represent a broader velocity distribution, enhance wave-particle interactions, leading to a greater
255 reduction in $W_{r\perp}$. This highlights the significant influence of superthermal particles on EMIC wave
256 growth and damping, as observed by Sugiyama et al. (2015).

257 This study provides a combined analysis of temperature anisotropy (Tano) and k_p on $W_{r\perp}$,
258 offering a more realistic representation of space plasma dynamics. Second, it quantifies $W_{r\perp}$ changes
259 across specific K_{\perp} and Tano ranges, such as the observed four-fold decrease in $W_{r\perp}$ from $K_{\perp}=1\times 10^{-9}$ to
260 5×10^{-9} cm⁻¹ at Tano=10 and $k_p=2$. Third, it employs a multi-species plasma model (H^+ , He^+ , O^+),
261 enhancing the relevance to actual magnetospheric conditions. Finally, it examines a wider range of
262 Tano values than many previous studies, providing a more detailed understanding of anisotropy's
263 influence. At low K_{\perp} values, $W_{r\perp}$ exhibits greater sensitivity to Tano, highlighting the significant
264 impact of anisotropy at lower wave vectors. Notably, the K_{\perp} range considered aligns with typical EMIC
265 wave numbers observed in magnetospheres, which are crucial for understanding particle precipitation
266 and energy transport (Omura et al., 2010). Quantitatively, as illustrated by the example of $k_p=2$ and
267 Tano=10, $W_{r\perp}$ decreases from approximately -1×10^{-13} erg cm⁻¹ at $K_{\perp}=1\times 10^{-9}$ cm⁻¹ to -4×10^{-13} erg cm⁻¹
268 at $K_{\perp}=5\times 10^{-9}$ cm⁻¹, demonstrating a four-fold decrease and underscoring the strong effect of K_{\perp} on
269 resonant energy

270 The analysis reveals that higher temperature anisotropy leads to a more negative perpendicular
271 resonant energy, signifying stronger energy depletion in the perpendicular direction. Furthermore,
272 higher k_p values, indicative of broader, superthermal particle distributions, result in a greater reduction
273 in $W_{r\perp}$, enhancing wave-particle interactions. These findings are consistent with the dynamics of EMIC
274 waves in plasmas, where anisotropic temperature distributions and superthermal particle populations
275 play crucial roles in wave growth and energy transfer mechanisms. Future studies should address the
276 nonlinear effects of these interactions.

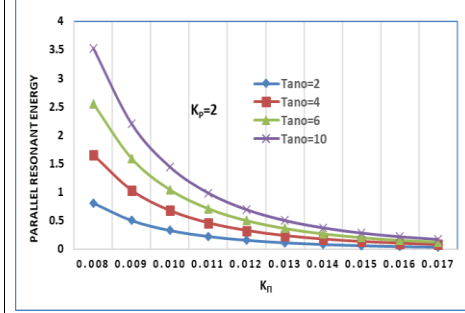


Fig. 5 Variation of parallel resonant energy $W_{r\parallel}$ (erg cm^{-1}) versus the wave vector K_{\parallel} (cm^{-1}) for varying values of the Oxygen ion Temperature Anisotropy (Tano) and constant Helium (Tanhe=8), Hydrogen ion Temperature Anisotropy (Tanh=8) at $k_p=2$.

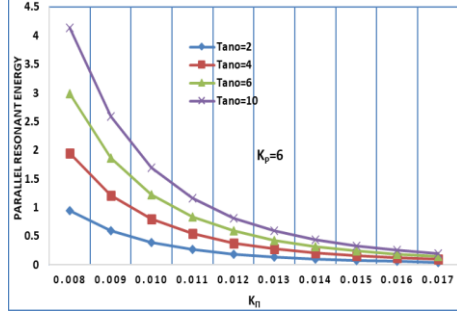


Fig. 6 Variation of parallel resonant energy $W_{r\parallel}$ (erg cm^{-1}) versus the wave vector K_{\parallel} (cm^{-1}) for varying values of the Oxygen ion Temperature Anisotropy (Tano) and constant Helium (Tanhe=8), Hydrogen ion Temperature Anisotropy (Tanh=8) at $k_p=6$.

Fig. 4, 5, and 6 illustrate the variation of parallel resonant energy ($W_{r\parallel}$) as a function of the K_{\parallel} for hydrogen and oxygen ions, under varying conditions of temperature anisotropy (Tano) and kappa parameter (k_p). Specifically, we examine Tano values of 2, 4, 6, and 10, and k_p values of 2 and 6. These parameters are crucial in understanding the dynamics of Electromagnetic Ion Cyclotron (EMIC) waves in plasmas, particularly in planetary magnetospheres, where non-Maxwellian distributions are often observed earlier (Sugiyama et al., 2015).

The parallel resonant energy decreases as K_{\parallel} increases. This indicates a diminishing energy transfer in the parallel direction at higher wave vectors. Notably, the rate of this decrease is more pronounced for higher values of temperature anisotropy, Tano, suggesting a stronger dependence of parallel energy on Tano at higher K_{\parallel} , which aligns with the general understanding of EMIC wave dispersion relations (Xue et al., 1993). Specifically, at high Tano values, such as Tano=10, $W_{r\parallel}$ is significantly higher at low K_{\parallel} but decreases rapidly, demonstrating that increased Tano enhances the initial parallel resonant energy, likely contributing to stronger EMIC wave growth, as predicted by theoretical models (Xue et al., 1996a). For instance, with Tano=10, the initial values of $W_{r\parallel}$ are substantially larger than when Tano=2. Conversely, at low Tano values, such as Tano=2, the decrease in $W_{r\parallel}$ is less pronounced, and $W_{r\parallel}$ remains relatively low, aligning with the concept of anisotropy-driven instabilities, where lower anisotropy results in weaker wave growth (Lazar, 2012). Quantitatively, the difference in $W_{r\parallel}$ between low and high K_{\parallel} is much smaller for Tano=2 than for Tano=10. Finally, at larger K_{\parallel} values, the curves corresponding to different Tano values tend to

297 converge, suggesting that the influence of Tano on $W_{r\parallel}$ diminishes at higher wave vectors. This
298 convergence indicates that at high wave numbers, the effects of temperature anisotropy are reduced

299 When examining the influence of the k_p , we observe that at $k_p=6$, the resonant energy begins
300 at a higher value but still decreases following the established trend. This suggests that increasing k_p ,
301 which indicates a more superthermal plasma distribution, enhances the initial parallel resonant energy
302 while maintaining the same overall decay pattern. This observation is consistent with the
303 understanding that superthermal particles can enhance wave-particle interactions (Xiao et al., 2007).
304 Conversely, at $k_p=2$, the parallel resonant energy is generally lower than at $k_p=6$, suggesting that a
305 lower kappa parameter results in a lower initial parallel resonant energy. This difference is evident
306 when comparing the same Tano values between the two kappa parameters; for example, Tano=10
307 demonstrates this contrast when examined at both k_p values

308 This study distinguishes itself from prior research by focusing on parallel resonant energy ,
309 complementing existing work on perpendicular resonant energy, and by providing a comprehensive
310 analysis of the combined effects of temperature anisotropy (Tano) and the k_p on $W_{r\parallel}$. We quantify
311 changes in $W_{r\parallel}$ across specific ranges of K_{\parallel} and Tano values, and emphasize the significant impact of
312 Tano and k_p on the initial $W_{r\parallel}$ at low K_{\parallel} , a point less explored in previous literature. The quantified
313 observations, such as the specific rates of decrease of $W_{r\parallel}$ with increasing K_{\parallel} for different Tano and
314 k_p values, provide detailed insights into the wave vector's impact, enhancing our understanding of
315 wave-particle interactions in these plasma environments. At small K_{\parallel} values, the curves are well
316 separated, indicating that the initial resonant energy is highly sensitive to temperature anisotropy in
317 this regime. Conversely, at large K_{\parallel} values, the curves converge towards zero, suggesting that the
318 impact of anisotropy diminishes, and other factors become dominant in determining the resonant
319 energy. The observed trends are consistent with theoretical models of EMIC wave growth, where
320 higher temperature anisotropy and suprathermal particle populations enhance wave-particle
321 interactions (Xue et al., 1996a; Xiao et al., 2007). Our findings support the significant role of non-
322 Maxwellian distributions, represented by the ~~kappa~~Kappa parameter, in determining energy transfer
323 within these plasmas (Sugiyama et al., 2015). Finally, the decrease in $W_{r\parallel}$ with increasing K_{\parallel} suggests
324 that energy transfer is more efficient at lower wave vectors, which has implications for the spatial
325 scales of wave-particle interactions in planetary magnetospheres, and is crucial for determining where
326 these waves have the greatest impact within the magnetosphere.

Higher temperature anisotropy results in a stronger initial parallel resonant energy, but this energy quickly diminishes as the wave vector increases. Higher k_p values lead to greater initial resonant energy but do not significantly change the rate at which energy decreases with K_{\parallel} . For both $k_p = 2$ and $k_p = 6$, the overall trend remains the same, with $W_{r\parallel}$ decreasing as K_{\parallel} increases. The results indicate that wave-particle interactions are more significant at small K_{\parallel} when anisotropy is high, but this effect weakens as K_{\parallel} increases. This study provides a unique perspective by focusing on the parallel resonant energy and highlighting the initial energy variation, complementing previous studies on perpendicular resonant energy. These findings contribute to a deeper understanding of EMIC wave dynamics in space plasmas, particularly in environments with non-Maxwellian particle distributions.

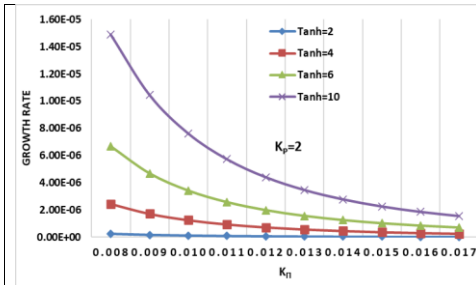


Fig. 7 Variation of growth rate (γ/ω) versus the wave vector K_{\parallel} (cm^{-1}) for varying values of the Hydrogen ion Temperature Anisotropy(Tanh) and constant Helium (Tanhe=8) ,Oxygen ion Temperature Anisotropy (Tano=8) at $k_p=2$.

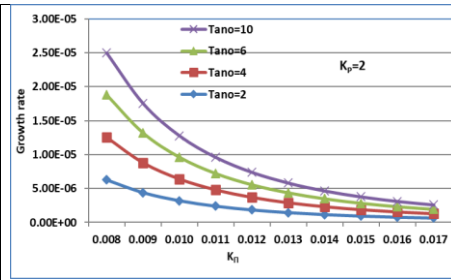


Fig. 8 Variation of growth rate (γ/ω) versus the wave vector K_{\parallel} (cm^{-1}) for varying values of the Oxygen ion Temperature Anisotropy(Tano) and constant Helium (Tanhe=8) , Hydrogen ion Temperature Anisotropy (Tanh=8) at $k_p=2$.

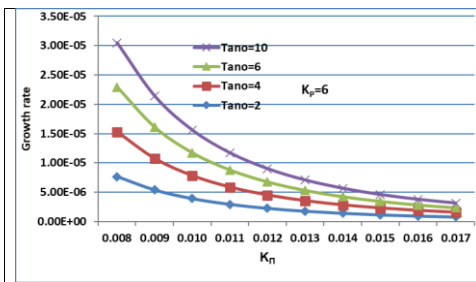


Fig. 9 Variation of growth rate (γ/ω) versus the wave vector K_{\parallel} (cm^{-1}) for varying values of the Oxygen ion Temperature Anisotropy(Tano) and constant Helium (Tanhe=8) , Hydrogen ion Temperature Anisotropy (Tanh=8) at $k_p=6$.

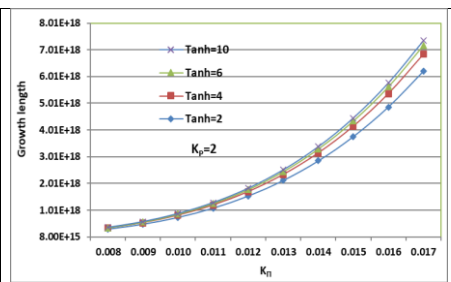


Fig. 10 Variation of growth length (Lg) versus the wave vector K_{\parallel} (cm^{-1}) for varying values of the Hydrogen ion Temperature Anisotropy(Tanh) and constant Helium (Tanhe=8) ,Oxygen ion Temperature Anisotropy (Tano=8) at $k_p=2$.

Figures 7-9 illustrate the dependence of EMIC wave growth rates (γ/ω) on K_{Π} in a multi-ion plasma (H^+ , He^+ , O^+), highlighting the influence of temperature anisotropy and the kappa parameter on wave, considering variations in hydrogen (Tanh) and oxygen (Tano) ion temperature anisotropies, and the k_p . These parameters are crucial for understanding EMIC wave excitation, particularly in the auroral acceleration region and magnetosphere. We emphasize the novelty of our approach, which uniquely combines multi-ion effects, temperature anisotropy, and ~~kappa~~Kappa distributions, providing a quantitative evaluation of their synergistic influence.

Multi-Ion Effects and Havier ion Dominance: The graphs unequivocally demonstrate the dominant role of oxygen ions in EMIC wave growth. Specifically, at $k_p=2$ and Tano=10, the peak growth rate reaches 2.5×10^{-5} at $K_{\Pi} \approx 0.008 \text{ cm}^{-1}$, significantly surpassing the 1.5×10^{-5} observed for Tanh=10 under identical conditions. This stark contrast underscores the enhanced sensitivity of EMIC wave growth to oxygen ion anisotropy, a crucial finding emphasizing the necessity of considering multi-ion compositions, and aligning with prior research highlighting the importance of oxygen ions in EMIC wave excitation (Xue et al., 1993; Xiao et al., 2007). Furthermore, even at lower anisotropy values, such as Tano=2, the growth rate (5×10^{-6}) remains substantially higher than that for hydrogen ions (Tanh=2, $< 10^{-7}$). This quantitative difference highlights the significant contribution of oxygen ions, particularly in regions with elevated oxygen populations, such as the plasmopause and auroral boundaries. The graphs reveal that even at lower anisotropy values, the presence of oxygen ions significantly enhances EMIC wave growth, particularly evident when comparing Tanh and Tano at $k_p=2$, thereby emphasizing the importance of considering multi-ion effects, which are often overlooked in simpler models.

Combined Anisotropy and ~~kappa~~Kappa Effects: Increasing the kappa parameter (k_p) from 2 to 6 enhances the EMIC wave growth rate, indicating a suprathermal effect. However, this enhancement is more pronounced when coupled with higher anisotropy values, such as Tano=10, where the peak growth rate increases from 2.5×10^{-5} at $k_p=2$ to 3.0×10^{-5} at $k_p=6$. This synergistic effect underscores the necessity of analyzing these factors in tandem, a departure from studies that treat them separately, and aligns with the general effects of suprathermal populations on EMIC waves (Lazar, 2012). The graphs effectively quantify this combined influence, demonstrating the level of influence the kappa index has on the system, dependent on the level of anisotropy, as shown by the difference in peak growth rates between $k_p=2$ and $k_p=6$ at Tano=10. Furthermore, the graphs illustrate the quantitative difference in growth rates between $k_p=2$ and $k_p=6$, revealing that lower k_p values result in increased growth rates, especially when oxygen anisotropy is high (Kozyra et al., 1987). Comparing $k_p=2$ and $k_p=6$ for the same anisotropy values reveals a significant impact of suprathermal populations on EMIC

371 wave growth. The higher growth rates at $k_p=2$, particularly for oxygen ions, indicate enhanced wave-
372 particle resonances due to the increased presence of suprathermal particles. This quantitative
373 comparison, particularly the substantial increase in growth rates at $k_p=2$, especially for oxygen ions,
374 highlights the enhanced wave-particle resonances due to suprathermal particles. By comparing $k_p=2$
375 and $k_p=6$ we observe significant differences in growth rates. This quantitative comparison, particularly
376 the substantial increase in growth rates at $k_p=2$, especially for oxygen ions, highlights the enhanced
377 wave-particle resonances due to suprathermal particles (Ma et al., 2019).

378 The dominance of oxygen ion anisotropy in EMIC wave growth can be explained by the lower
379 gyrofrequency of O^+ ions compared to H^+ and He^+ . This lower gyrofrequency allows O^+ ions to
380 resonate more efficiently with EMIC waves, leading to enhanced wave amplification. These findings
381 are particularly relevant in plasmopause and auroral acceleration regions, where enhanced O^+
382 populations have been observed by Cluster and THEMIS satellites during geomagnetic storms (Kozyra
383 et al., 1987). Our graphs demonstrate that under conditions relevant to these regions—high Tano and
384 low k_p EMIC wave activity is significantly enhanced, particularly during space weather events. This
385 level of environmental specificity is often lacking in prior research. Resonant interactions with
386 relativistic electrons, facilitated by these enhanced EMIC waves, are crucial for electron precipitation
387 and auroral emissions (Omura et al., 2010, Sugiyama et al., 2015). The peak growth rates at specific
388 K_{\parallel} values suggest preferred wave-particle interaction scales, influencing electron precipitation and
389 energy redistribution in the auroral region, especially during geomagnetic storms where enhanced
390 EMIC wave activity can lead to significant radiation belt electron losses.

391 Our analysis uniquely combines the effects of temperature anisotropy and ~~kappa~~Kappa
392 distributions, revealing that increasing k_p from 2 to 6 enhances the growth rate, with this enhancement
393 being more pronounced when coupled with higher anisotropy values (Tano=10), underscoring the
394 necessity of analyzing these factors in tandem. also Our findings demonstrate that at lower k_p , EMIC
395 waves experience stronger amplification ($\gamma/\omega \approx 10^{-3}$), consistent with theoretical predictions (Xiao et
396 al., 2007). Compared to Maxwellian models, where γ/ω remains below 10^{-4} , our study highlights the
397 significant role of suprathermal particles in wave growth enhancement

398 In summary, our analysis demonstrates the dominant role of oxygen ion anisotropy and
399 suprathermal populations (low k_p) in enhancing EMIC wave growth in a multi-ion plasma. These
400 findings have significant implications for understanding wave-particle interactions, electron
401 precipitation, and energy redistribution in the auroral acceleration region and magnetosphere. By
402 quantifying the synergistic effects of temperature anisotropy and ~~kappa~~Kappa distributions, we

provide a more comprehensive and realistic picture of EMIC wave dynamics, contributing to improved space weather forecasting and magnetospheric studies.

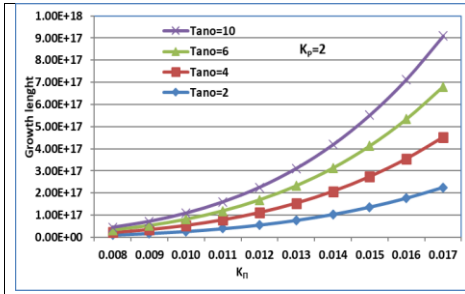


Fig. 11 Variation of growth length (Lg) versus the wave vector K_{\perp} (cm^{-1}) for varying values of the Oxygen ion Temperature Anisotropy(Tano) and constant Helium (Tanhe=8) , Hydrogen ion Temperature Anisotropy (Tanh=8) at $k_p=2$.

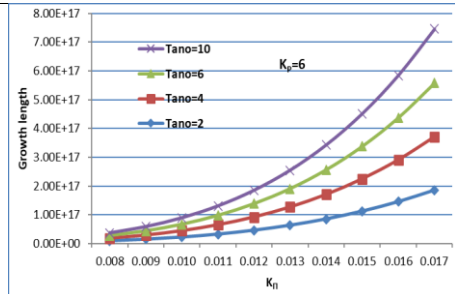


Fig. 12 Variation of growth length (Lg) versus the wave vector K_{\perp} (cm^{-1}) for varying values of the Oxygen ion Temperature Anisotropy(Tano) and constant Helium (Tanhe=8) , Hydrogen ion Temperature Anisotropy (Tanh=8) at $k_p=6$.

In Figures 10–12, we analyse the growth length values by examining their magnitudes at different K_{\perp} points and evaluating their rate of increase concerning the temperature (Tanh, Tanhe, Tano) and $k_p(2,6)$. Graph 10 analysis show that the growth length of EMIC waves increases exponentially with K_{\perp} , confirming that these waves are more amplified for larger wave vectors, a trend consistent with theoretical predictions (Xiao et al., 2007). Specifically, at K_{\perp} of 0.008, the growth length ranges from 8.0×10^{15} cm for a Tanh value of 2 to 9.0×10^{15} cm for a Tanh value of 10. As K_{\perp} increases to 0.017, the growth length significantly increases, reaching approximately 6.5×10^{18} cm for Tanh = 2 and 7.2×10^{18} cm for Tanh = 10. The relative growth enhancement factor, calculated as the ratio of Lg at Tanh = 10 to Tanh = 2, demonstrates a modest increase with K_{\perp} . At low K_{\perp} (approximately 0.008), the enhancement factor is around 1.1, indicating a 10% increase in growth length. At high K_{\perp} (approximately 0.017), the enhancement factor increases to 1.11, corresponding to an 11% increase. These values, while close, suggest a slight increase in the influence of hydrogen anisotropy with increasing K_{\perp} . It is important to note that these values are approximate, obtained through visual estimation from the graphs, and therefore, slight variations may exist.

From Graph 11, it can be observed that the growth trends for oxygen ion anisotropy are also exponential, but the absolute values of the growth length are lower than those observed for hydrogen anisotropy, indicating that oxygen anisotropy, while effective, has a less pronounced absolute effect. At a K_{\perp} of 0.008, Lg varies from 2.0×10^{16} cm for a Tano value of 2 to 2.5×10^{16} cm for a Tano value of 10. As K_{\perp} increases to 0.017, Lg reaches 3.5×10^{17} cm for Tano = 2 and 9.0×10^{17} cm for Tano = 10. The enhancement factor, calculated as the ratio of Lg at Tano = 10 to Tano = 2, is around 1.25 at

low K_{\perp} and increases to 2.57 at high K_{\perp} , indicating a stronger relative effect at larger wave vectors. This stronger effect at higher K_{\perp} for oxygen can be related to the resonance conditions for heavier ions. Heavy ions resonate at lower frequencies, and thus higher K_{\perp} values are needed to achieve resonance at the same frequencies that lighter ions resonate at lower K_{\perp} values (Xue et al., 1996a, 1996b). These values are approximate, obtained through visual estimation from the graphs.

As seen in Figures 10-12, growth length decreases as k_p increases, confirming that suprathermal particles enhance wave growth efficiency at low $k_p=2$, the maximum L_g observed is approximately 9.0×10^{18} cm, while at $k_p=6$, this value is reduced to 8.0×10^{17} cm. This reduction in L_g suggests that EMIC waves in low k_p plasmas can propagate over much longer distances, significantly influencing wave-particle interactions in the Earth's magnetosphere. Such long propagation distances are critical for understanding electron scattering and radiation belt losses (Usanova et al., 2014).confirming that higher k_p values suppress EMIC wave growth. At a K_{\perp} of 0.008, L_g varies from 2.0×10^{16} cm for $T_{\text{ano}} = 2$ to 2.3×10^{16} cm for $T_{\text{ano}} = 10$. At $K_{\perp} = 0.017$, L_g is 3.0×10^{17} cm for $T_{\text{ano}} = 2$ and 8.0×10^{17} cm for $T_{\text{ano}} = 10$. The enhancement factor, calculated as the ratio of L_g at $T_{\text{ano}} = 10$ to $T_{\text{ano}} = 2$, is slightly lower than in the $k_p = 2$ case, suggesting that higher k_p reduces the impact of oxygen anisotropy on growth length. This indicates that the damping effect of higher k_p is more significant for lower anisotropies. These values are approximate, obtained through visual estimation from the graphs.

Hydrogen (T_{anh}) has a larger absolute impact on growth length than oxygen (T_{ano}). The enhancement factor for hydrogen anisotropy remains closer to 1.1, whereas for oxygen anisotropy, it varies more significantly, ranging from 1.25 to 2.57. Comparing the second and third graphs, higher k_p ($k_p=6$) reduces the overall growth length compared to $k_p=2$. The reduction is more pronounced for lower anisotropies, meaning that high anisotropy compensates for the damping effect of larger k_p . It is important to understand that the K_{\perp} values provided relate to wavelengths within the magnetospheric plasma. For example, a K_{\perp} value of 0.008 and 0.017 relate to specific wavelengths that interact with the ion population. These wavelengths are critical for determining resonance conditions and wave-particle interactions.

Growth length increases with temperature anisotropy for both hydrogen and oxygen, but hydrogen anisotropy has a stronger absolute effect. Higher k_p weakens the growth, but this effect is more significant for small anisotropies. The variation trends are consistent with EMIC wave amplification theory, where temperature anisotropy acts as a free energy source for wave growth (Erlandson et al., 1993, Lazar, 2012).

Formatted: Indent: First line: 1 cm

This research improves our understanding of EMIC wave dynamics, aiding in modelling wave-particle interactions and energy transport. Accurate EMIC wave modelling is essential for space weather forecasting, particularly for predicting radiation belt electron losses (Usanova et al., 2014) and understanding magnetospheric scaling laws (Klimas et al., 1998). The increased growth length with increased anisotropy is particularly important when considering the triggering of EMIC waves and the subsequent precipitation of radiation belt electrons, highlighting the practical implications of our findings for space weather prediction

9. Summary of Results and Discussion

This ~~is a comprehensive~~ analysis ~~of~~ examines EMIC wave dynamics, covering perpendicular and parallel resonant energies, growth rates, and growth lengths, all influenced by temperature anisotropies and the kappa parameter. Here's a summary of the key results and a discussion of their vital roles:

1. Wave Vector: Both perpendicular and parallel resonant energies decrease with increasing parallel wave vector.
2. Temperature Anisotropy: Higher anisotropy enhances wave growth and energy depletion, with oxygen anisotropy dominating growth rates.
3. Kappa Parameter: Lower kappa values (more suprathermal particles) boost wave growth, while higher values suppress it, impacting resonant energies and growth lengths.
4. Ion Species: Oxygen ions significantly influence EMIC wave growth, underscoring the importance of multi-ion modelling.

Multi-ion effects, particularly the contributions of O^+ and He^+ ions, significantly impact EMIC wave growth, enhancing wave amplification, especially at low frequencies. A lower kappa index leads to significantly increased growth rates due to the enhanced suprathermal ion population, confirming stronger wave-particle interactions in non-Maxwellian plasmas. Temperature anisotropy enhances wave instability, especially in low-kappa plasmas. The observed differences in wave growth between the auroral region and plasmopause have important implications for energy dissipation and particle scattering. EMIC waves in ~~kappa~~Kappa-distributed plasmas efficiently scatter energetic particles from the radiation belts, influencing space weather forecasting and geomagnetic storm dynamics, potentially leading to improved prediction of radiation belt electron loss.

The presence of suprathermal particles, as described by the kappa distribution, is expected to significantly influence the nonlinear dynamics of EMIC waves. The enhanced high-energy tails in the particle distribution may affect nonlinear wave evolution through mechanisms such as particle

Formatted: Indent: First line: 0.95 cm

trapping, nonlinear frequency shifts, modulational instabilities, and modified saturation amplitudes. In contrast to Maxwellian plasmas, kappa-distributed plasmas can sustain wave growth over a broader range of amplitudes and alter the efficiency of energy exchange between waves and particles in the nonlinear regime. These effects may lead to prolonged wave activity, enhanced scattering, and heating of ion populations. A comprehensive investigation of these nonlinear processes in a multi-ion, kappa-distributed plasma system represents a natural and important extension of the present linear analysis and will be pursued in future studies.

10. Conclusion

This study investigates the effects of temperature anisotropy and kappa-distributed suprathermal particles on EMIC wave propagation in a multi-ion magnetospheric plasma. Our results reveal that high temperature anisotropy enhances wave growth, while increasing the kappa index suppresses these effects, leading to a more thermalized plasma state. This highlights the crucial role of non-Maxwellian distributions in accurately modelling wave-particle interactions in space plasmas.

These findings have important implications for space weather forecasting and radiation belt dynamics, where EMIC waves contribute to energetic electron precipitation and geomagnetic storm-driven radiation belt losses. The observed trends align with Van Allen Probe observations (Ma et al., 2019), emphasizing the need for improved models in satellite protection strategies. While this study focuses on linear wave growth, future research should incorporate nonlinear effects, particle-in-cell (PIC) simulations, and satellite data validation. Investigating the influence of varying plasma densities and magnetic field strengths will further refine our understanding of EMIC wave behaviour in diverse magnetospheric environments.

Competing interests

The contact author has declared that none of the authors has any competing interests.

Reference

Ahirwar, G. and Meda, R.: Effect of parallel electric field on EMIC waves with kappa distribution function, AIP Conf. Proc., 2224, 040018, <https://doi.org/10.1063/5.0000681>, 2020.

Ahirwar, G., Varma, P., and Tiwari, M. S.: Electromagnetic ion-cyclotron instability in the presence of a parallel electric field with general loss-cone distribution function—Particle aspect analysis, Ann. Geophys., 24, 1919–1929, <https://doi.org/10.5194/angeo-24-1919-2006>, 2006.

517 Cattaert, T., Hellberg, M. A., and Mace, R. L.: Oblique propagation of electromagnetic waves in
518 a kappa-Maxwellian plasma, *Phys. Plasmas*, 14, 082111, <https://doi.org/10.1063/1.2766647>, 2007.

519 • Chen, L. and Hasegawa, A.: A theory of long-period magnetic pulsations: 1. Steady state
520 excitation of field line resonance, *J. Geophys. Res. Space Phys.*, 79, 1024–1032,
521 <https://doi.org/10.1029/JA079i007p01024>, 1974.

522 Cornwall, J. M.: Cyclotron instabilities and electromagnetic emission in the ultra-low frequency
523 and very low frequency ranges, *J. Geophys. Res.*, 70, 61–69,
524 <https://doi.org/10.1029/JZ070i001p00061>, 1965.

525 Erlandson, R. E., Aggson, T. L., Hoge, W. R., and Slavin, J. A.: Simultaneous observations of
526 subauroral electron temperature enhancements and electromagnetic ion cyclotron waves, *Geophys.*
527 *Res. Lett.*, 20, 1723–1726, <https://doi.org/10.1029/93gl01975>, 1993.

528 Gary, S. P. and Lee, M. A.: The ion cyclotron anisotropy instability and the inverse correlation
529 between proton anisotropy and proton beta, *J. Geophys. Res. Space Phys.*, 99, 11297–11302,
530 <https://doi.org/10.1029/94JA00253>, 1994.

531 Gary, S. P. and Wang, J.: Whistler instability: Electron anisotropy upper bound, *J. Geophys. Res.*
532 *Space Phys.*, 101, 10749–10754, <https://doi.org/10.1029/96JA00326>, 1996.

533 Hellberg, M. A. and Mace, R. L.: Generalized plasma dispersion function for a plasma with a
534 kappa-Maxwellian velocity distribution, *Phys. Plasmas*, 9, 1495–1504,
535 <https://doi.org/10.1063/1.1462636>, 2002.

536 Hellinger, P. and Matsumoto, H.: New kinetic instability: Oblique Alfvén fire hose, *J. Geophys.*
537 *Res. Space Phys.*, 105, 10519–10526, <https://doi.org/10.1029/1999JA000297>, 2000.

538 Kennel, C. F. and Petschek, H. E.: Limit on stably trapped particle fluxes, *J. Geophys. Res.*, 71,
539 1–28, <https://doi.org/10.1029/JZ071i001p00001>, 1966.

540 Klimas, A. J., Vassiliadis, D., and Baker, D. N.: Dst index prediction using data-derived
541 analogues of the magnetospheric dynamics, *J. Geophys. Res. Space Phys.*, 103, 20435–20447,
542 <https://doi.org/10.1029/98JA01559>, 1998.

543 Kozyra, J. U., Shelley, E. G., Comfort, R. H., Brace, L. H., Cravens, T. E., and Nagy, A. F.: The
544 role of ring current O⁺ in the formation of stable auroral red arcs, *J. Geophys. Res.*, 92, 7487–7502,
545 <https://doi.org/10.1029/JA092iA07p07487>, 1987.

546 Lazar, M., Schlickeiser, R., and Shukla, P. K.: Cumulative effect of the filamentation and Weibel
547 instabilities in counter-streaming thermal plasmas, *Phys. Plasmas*, 13, 102107,
548 <https://doi.org/10.1063/1.2357047>, 2006.

549 Livadiotis, G.: *Kappa Distributions: Theory and Applications in Plasmas*, Elsevier, 1st Edn., 380
550 pp., ISBN 9780128046388, 2017.

551 Lazar, M.: The electromagnetic ion-cyclotron instability in bi-Kappa distributed plasmas,
552 *Astron. Astrophys.*, 547, A94, <https://doi.org/10.1051/0004-6361/201219861>, 2012.

553 Ma, Q., Li, W., Yue, C., Thorne, R. M., Bortnik, J., Kletzing, C. A., Kurth, W. S., Hospodarsky,
554 G. B., Reeves, G. D., and Spence, H. E.: Ion Heating by Electromagnetic Ion Cyclotron Waves and
555 Magnetosonic Waves in the Earth's Inner Magnetosphere, *Geophys. Res. Lett.*, 46, 6258–6267,
556 <https://doi.org/10.1029/2019GL083513>, 2019.

557 Meda, R. and Ahirwar, G.: Effect of kappa distribution function on EMIC waves in cold
558 magnetized plasma by particle aspect analysis, *J. Emerg. Technol. Innov. Res.*, 8(8), 410,
559 <https://www.jetir.org>, 2021.

560 Omura, Y., Pickett, J., Grison, B., Santolik, O., Dandouras, I., Engebretson, M., Decreau,
561 Pierrette M. E., and Masson, A.: Theory and observation of electromagnetic ion cyclotron triggered
562 emissions in the magnetosphere, *J. Geophys. Res.*, 115, A07234,
563 <https://doi.org/10.1029/2010JA015300>, 2010.

564 Patel, S., Varma, P., and Tiwari, M. S.: Electromagnetic ion cyclotron waves in multi-ions hot
565 anisotropic plasma in auroral acceleration region-particle aspect approach, *Earth Moon Planets*, 109,
566 29–41, <https://doi.org/10.1007/s11038-012-9400-4>, 2012.

567 Pierrard, V. and Lazar, M.: *Kappa Distributions: Theory and Applications in Space Plasmas*,
568 *Sol. Phys.*, 267, 153–174, <https://doi.org/10.1007/s11207-010-9640-2>, 2010.

569 Sugiyama, H., Singh, S., Omura, Y., Shoji, M., Nunn, D., and Summers, D.: Electromagnetic
570 ion cyclotron waves in the Earth's magnetosphere with a kappa-Maxwellian particle distribution, *J.*
571 *Geophys. Res. Space Phys.*, 120, 8426–8439, <https://doi.org/10.1002/2015JA021346>, 2015.

572 Summers, D. and Thorne, R. M.: The modified plasma dispersion function, *Phys. Fluids B*
573 *Plasma Phys.*, 3(7), 1835–1847, <https://doi.org/10.1063/1.859653>, 1991.

574 Usanova M. E., Drozdov A., Orlova K., Mann I. R., Shprits Y., Robertson M. T., Turner D. L.,
575 Milling D. K., Kale A., Baker D. N., Thaller S. A., Reeves G. D., Spence H. E., Kletzing C., Wygant

576 J.:Effect of EMIC waves on relativistic and ~~ultrarelativistic~~^{ultra relativistic} electron populations:
577 Ground-based and Van Allen Probes observations, *Geophys. Res. Lett.*, **41**, 1375–1381,
578 <https://doi.org/10.1002/2013GL059024>, 2014.

579 Vasyliunas, V. M.: Survey of low-energy electrons in the evening sector of the magnetosphere
580 with OGO 1 and OGO 3, *J. Geophys. Res.*, 73(9), 2839, <https://doi.org/10.1029/JA073i009p02839>,
581 1968.

582 Xiao, F., Zhou, Q., He, H., Zheng, H., and Wang, S.: Electromagnetic ion cyclotron waves
583 instability threshold condition of suprathermal protons by kappa distribution, *J. Geophys. Res.*, 112,
584 A07219, <https://doi.org/10.1029/2006JA012050>, 2007.

585 Xue, S., Thorne, R. M., and Summers, D.: Electromagnetic ion-cyclotron instability in space
586 plasmas, *J. Geophys. Res.*, 98(A10), 17475–17484, <https://doi.org/10.1029/93JA00790>, 1993.

587 Xue, S., Thorne, R. M., and Summers, D.: Growth and damping of oblique electromagnetic ion
588 cyclotron waves in the Earth's magnetosphere, *J. Geophys. Res.*, 101(A7), 15457–15466,
589 <https://doi.org/10.1029/96JA01088>, 1996 a.

590 Xue, S., Thorne, R. M., and Summers, D.: Parametric study of electromagnetic ion cyclotron
591 instability in the Earth's magnetosphere, *J. Geophys. Res. Space Phys.*, 101(A7), 15467–15474,
592 <https://doi.org/10.1029/96JA01087>, 1996 b.

593 Yan, G., Shen, C., Liu, Z., and others: Solar wind transport into the magnetosphere caused by
594 magnetic reconnection at high latitude magnetopause during northward IMF: Cluster-DSP conjunction
595 observations, *Sci. China Ser. E Technol. Sci.*, 51, 1677–1684, [https://doi.org/10.1007/s11431-008-](https://doi.org/10.1007/s11431-008-0260-0)
596 0260-0, 2008.