

“Study of Temperature Anisotropy and Kappa Distribution Impacts on EMIC Waves in Multi-Species Magnetized Plasma”

Rahul Bhaisaniya¹ and Ganpat Ahirwar²

¹Assistant Professor, Govt PG college Rajgarh, MP, India

²Assistant Professor, School of Studies in Physics, Vikram University Ujjain (M.P.) India

*Correspondence: RAHUL BHAISANIYA (rahulbhaisaniya@gmail.com)

Abstract:- This research investigates the impact of temperature anisotropy on Electromagnetic ion cyclotron (EMIC) waves in a multi-ion magneto-plasma environment composed of H^+ , He^+ , and O^+ ions, with a particular emphasis on the role of the Kappa distribution function. The study delves into how variations in temperature anisotropy influence the behavior and properties of EMIC wave propagation, considering the complex interplay between anisotropic thermal effects and the non-Maxwellian Kappa distribution. Through a comprehensive analysis involving theoretical modeling and numerical simulations, the research elucidates how these factors alter wave dispersion relations, growth rates, and spatial structures of EMIC waves. The results reveal significant deviations from classical Maxwellian predictions, highlighting the necessity to incorporate Kappa distributions for accurate descriptions of wave behavior in realistic plasma conditions. This enhanced understanding has broader implications for space physics, astrophysical phenomena, and laboratory plasma experiments, where non-equilibrium conditions and multiple ion species are prevalent. The results are analyzed in the context of space plasma parameters relevant region within Earth's magnetosphere.

1. Introduction

EMIC waves are transverse, low-frequency (below the proton cyclotron frequency) waves typically in the range of 0.1–5 Hz, which manifest as Pc1–Pc2 pulsations on the ground. These waves are primarily generated in the equatorial region of Earth's magnetosphere and propagate along magnetic field lines as left-handed, circularly polarized waves, guided toward the ionosphere (Sugiyama et al., 2015). Their oblique propagation characteristics and interactions with anisotropic plasma distributions have been extensively studied (Cattaert, et al., 2007). Experimental evidence for naturally occurring ion cyclotron instabilities has been comprehensively summarized by Cornwall (1965).

In the auroral acceleration region, located at magnetic latitudes of approximately $\pm 70^\circ$ and altitudes above 4000 km, large-amplitude electric field structures have been observed. The parallel electric fields in this region, concentrated around 6000 km altitude, are strongly associated with field-aligned

currents (Yan et al., 2008). This region is characterized by low plasma beta (β) and cold plasma environments, making it a critical zone for understanding wave-particle interactions. EMIC waves play a vital role in space plasma physics, particularly in the Earth's magnetosphere, where they influence particle dynamics, energy transfer, and plasma stability (Gary & Lee, 1994). These waves interact with energetic particles, drive pitch-angle scattering, and facilitate the heating of ion populations, making them a cornerstone of magnetospheric studies (Kennel & Petschek, 1966; Chen & Hasegawa, 1974). The triggered emissions associated with EMIC waves have been observed in satellite data and analyzed in theoretical studies (Omura et al., 2010).

The propagation of EMIC waves at frequencies near the ion cyclotron frequency has been extensively studied under the assumption of Maxwellian velocity distributions, which describe thermal plasmas. However, real plasma environments, especially in the magnetosphere, often deviate from thermal equilibrium due to the presence of suprathermal particles (Sugiyama et al., 2015). The Kappa distribution function (Vasyliunas, 1968) is widely used to describe such non-thermal plasma environments. It is characterized by the parameter κ , which governs the extent of high-energy tails in the particle velocity distribution. Lower kappa values correspond to stronger deviations from thermal equilibrium, making the Kappa distribution particularly relevant for modeling space plasmas where suprathermal particles dominate (Pierrard & Lazar, 2010). A generalized plasma dispersion function for kappa-Maxwellian velocity distributions has been formulated to describe the wave behavior in these conditions (Hellberg & Mace, 2002).

Temperature anisotropy, where the temperature differs along directions parallel and perpendicular to the magnetic field, further adds complexity to the plasma environment. This anisotropy significantly influences wave growth, dispersion characteristics, and stability. In anisotropic magneto-plasma, enhanced perpendicular temperatures relative to the parallel component can amplify EMIC wave growth and alter dispersion relations compared to isotropic conditions (Hellinger & Matsumoto, 2000). When coupled with the Kappa distribution, temperature anisotropy introduces novel wave behaviors and complexities that deviate significantly from Maxwellian models (Lazar et al., 2006). The effects of temperature anisotropy on wave growth have been observed in bi-Kappa distributed plasmas, where deviations from Maxwellian distributions further modify wave dispersion (Lazar, 2012). The influence of suprathermal protons on EMIC wave instability thresholds has also been examined in kappa-distributed plasmas (Xiao et al., 2007).

Despite extensive research on plasma instabilities, a significant gap remains in understanding how temperature anisotropy and Kappa distributions simultaneously affect EMIC wave dynamics. The novelty of this study lies in addressing this critical gap by examining how temperature anisotropy influences the dispersion relations, growth rates, and spatial structures of EMIC waves in a multi-ion

magneto-plasma under the influence of the Kappa distribution. Unlike earlier works that focused predominantly on single-ion plasmas or isotropic temperature assumptions, this research emphasizes the role of multi-ion plasma composition (e.g., H⁺, He⁺, O⁺) and varying kappa values, which are particularly relevant for understanding wave-particle interactions near the plasmopause and auroral acceleration regions. Previous studies have demonstrated how EMIC waves grow and dampen under different conditions, including oblique propagation and multi-ion species effects (Xue, et al., Thorne, & Summers, 1996a, 1996b).

This study investigates the combined effects of temperature anisotropy and the Kappa distribution on EMIC wave dynamics, focusing on perpendicular and parallel resonant energies, growth rate, and growth length in a multi-ion plasma environment. By incorporating these complex plasma conditions, we aim to advance the accuracy of space plasma models, particularly within the magnetosphere, where these factors are paramount. The findings hold significant implications for space weather forecasting and the mitigation of associated disturbances, given EMIC waves influence on particle precipitation, ion heating, and geomagnetic activity. By ~~rigorously~~ quantifying the individual and combined impact of the Kappa distribution and temperature anisotropy, this research provides deeper insights into EMIC wave behaviour, enhancing our understanding of wave-particle interactions in space plasmas thereby improving the interpretation of satellite data.

Formatted: Font: 10 pt, English (India)

2. Basic trajectories

Considering the trajectory of a charged particle in the presence of EMIC waves, various properties have been derived for different Kappa distribution indices (RanaMeda et al., 2021). Given that the wave propagates along the z-axis in the direction of the background magnetic field, the left-handed circularly polarized EMIC wave in a cold magnetized plasma with angular frequency ω can be expressed as follows:

$$B_x = \cos(k_{\parallel}z - \omega t) \quad (1)$$

$$B_y = \sin(k_{\parallel}z - \omega t) \quad (2)$$

When the system moves with the wave, the electric field reduces to zero. The total wave magnetic field is:

Formatted: Font: Times New Roman, 12 pt

$$B = B_x \cos(k_{\parallel}z) x + B_y \sin(k_{\parallel}z) y \quad (3)$$

where

Formatted: Justified

B: Wave magnetic field amplitude. k_{\parallel} : Wave number along the z-axis. ω : Angular frequency.

Formatted: Font: Not Italic

In the wave frame, moving with phase velocity , the position and velocity transformations are:

98 Where the following conditions apply (RanaMeda et al., 2021)

99
$$Z^{wave} = Z^{lab} - \left(\frac{\omega}{k_{\parallel}}\right) t \quad (4)$$

100
$$V^{wave} = V^{lab} - \left(\frac{\omega}{k}\right) t \quad (5)$$

101 As $\frac{ck}{\omega} \gg 1$, As The magnetic field amplitude is considered identical. Z^{wave} : Position of the particle
102 in the wave frame of reference.

103 V^{wave} : Position of the particle in the laboratory frame of reference. Thus, the equation of ion motion
104 in the wave is given as

105
$$\frac{dv_l}{dt} = \frac{q_l}{m_l c} [(V_l \times B_o) + (V_l \times B)] \quad (6)$$

106 q_l : Ion charge, m_l : Ion mass, c : Speed of light, B_o : Background magnetic field, B : Wave magnetic
107 field.

108 We use cylindrical coordinates in velocity space as follows

109
$$v_{lx} = V_{\perp l} \cos \phi \quad (7)$$

110
$$v_{ly} = V_{\perp l} \sin \phi \quad (8)$$

111
$$v_{\parallel lz} = V_{\parallel l} \quad (9)$$

112 Where $V_{\perp l}$: Perpendicular velocity magnitude, $V_{\parallel l}$: Parallel velocity, ϕ : Gyrophase angle, \parallel : means
113 parallel to the magnetic field it refers to the component of velocity along the background magnetic
114 field direction. The equation of motion is written as The perpendicular component of the equation of
115 motion is:

116
$$\frac{dV_{\perp l}}{dt} = -V_{\parallel l} \Omega_l \sin(k_{\parallel} z - \phi) \quad (10)$$

117
$$V_{\perp l} = V_{\parallel l o} + \delta V_{\perp l} \quad (11)$$

118
$$V_{\parallel l} = V_{\parallel l o} + \delta V_{\parallel l} \quad (12)$$

119 Where $V_{\parallel l}$ initial values at $t=0$, Substituting eq. (1) to (5) in eq. (11) and (12) we find the following
120 the perturbations in perpendicular and parallel velocities due to the EMIC wave are: equations of The
121 alterations in multi-ion velocities in the context of an EMIC wave are provided as (RanaMeda et al.,
122 2021)

Formatted: Justified

Formatted: Font: Not Bold, Complex Script Font: Not Bold

Formatted: Font: 10 pt, Complex Script Font: 10 pt

Formatted: Font: Not Bold, Complex Script Font: Not Bold

Formatted: Font: Not Bold, Complex Script Font: Not Bold

$$\begin{aligned}
123 \quad \delta V_{\perp l} = & \frac{[h\Omega_{H^+}(V_{\perp H^+} - \frac{\omega}{k_{\perp}})]}{[k_{\perp}V_{\perp H^+} - (\omega - \Omega_{H^+})]} \times [\cos(k_{\perp}z - \omega t - \Psi) - \varepsilon \cos(k_{\perp}z - \omega t - \Psi - (k_{\perp}V_{\perp H^+} - \\
124 \quad (\omega - \Omega_{H^+}))t] & + \frac{[h\Omega_{He^+}(V_{\perp He^+} - \frac{\omega}{k_{\perp}})]}{[k_{\perp}V_{\perp He^+} - (\omega - \Omega_{He^+})]} \times [\cos(k_{\perp}z - \omega t - \Psi) - \varepsilon \cos(k_{\perp}z - \omega t - \Psi - \\
125 \quad (k_{\perp}V_{\perp He^+} - (\omega - \Omega_{He^+}))t] & + \frac{[h\Omega_{O^+}(V_{\perp O^+} - \frac{\omega}{k_{\perp}})]}{[k_{\perp}V_{\perp O^+} - (\omega - \Omega_{O^+})]} \times [\cos(k_{\perp}z - \omega t - \Psi) - \varepsilon \cos(k_{\perp}z - \omega t - \\
126 \quad \Psi - (k_{\perp}V_{\perp O^+} - (\omega - \Omega_{O^+}))t] & \quad (13)
\end{aligned}$$

$$\begin{aligned}
127 \quad \delta V_{\parallel l} = & \frac{-hV_{\perp O} \Omega_{H^+}}{[k_{\parallel}V_{\parallel H^+} - (\omega - \Omega_{H^+})]} \times [\cos(k_{\parallel}z - \omega t - \Psi) - \varepsilon \cos(k_{\parallel}z - \omega t - \Psi - (k_{\parallel}V_{\parallel H^+} - (\omega - \\
128 \quad \Omega_{H^+}))t] & + \frac{-hV_{\perp O} \Omega_{He^+}}{[k_{\parallel}V_{\parallel He^+} - (\omega - \Omega_{He^+})]} \times [\cos(k_{\parallel}z - \omega t - \Psi) - \varepsilon \cos(k_{\parallel}z - \omega t - \Psi - (k_{\parallel}V_{\parallel He^+} - \\
129 \quad (\omega - \Omega_{He^+}))t] & + \frac{-hV_{\perp O} \Omega_{O^+}}{[k_{\parallel}V_{\parallel O^+} - (\omega - \Omega_{O^+})]} \times [\cos(k_{\parallel}z - \omega t - \Psi) - \varepsilon \cos(k_{\parallel}z - \omega t - \Psi - (k_{\parallel}V_{\parallel O^+} - \\
130 \quad (\omega - \Omega_{O^+}))t] & \quad (14)
\end{aligned}$$

131 Where $z = z_0 + V_{\parallel} t$ and $\psi = \psi_0 - \omega t$ and where $\varepsilon=0$ for non-resonant particles and $\varepsilon=1$ for
132 resonant particles $h = \frac{B}{B_0}$, where $l = H^+/He^+/O^+$.

133 3. Distribution function

134 To examine resonant and non-resonant energies, growth rates, and growth lengths, we apply a Kappa
135 distribution function as an extension within a multi-ion magneto-plasma environment of previous work
136 (RanaMeda et al., 2021, Livadiotis, 2017, Summers, & Thorne, 1991)

$$\begin{aligned}
137 \quad F_k(V_l) = & \frac{1}{\pi^{3/2} V_{\perp H^+}^2 V_{\parallel H^+}^2} \frac{\Gamma(k_p+1)}{k_p^{3/2} \Gamma(k_p-1/2)} \times \left\{ 1 + \frac{V_{\perp H^+}^2}{k_p V_{\perp H^+}^2} + \frac{V_{\parallel H^+}^2}{k_p V_{\parallel H^+}^2} \right\}^{-k_p-1} + \\
138 \quad & \frac{1}{\pi^{3/2} V_{\perp He^+}^2 V_{\parallel He^+}^2} \frac{\Gamma(k_p+1)}{k_p^{3/2} \Gamma(k_p-1/2)} \times \left\{ 1 + \frac{V_{\perp He^+}^2}{k_p V_{\perp He^+}^2} + \frac{V_{\parallel He^+}^2}{k_p V_{\parallel He^+}^2} \right\}^{-k_p-1} + \frac{1}{\pi^{3/2} V_{\perp O^+}^2 V_{\parallel O^+}^2} \frac{\Gamma(k_p+1)}{k_p^{3/2} \Gamma(k_p-1/2)} \times \\
139 \quad & \left\{ 1 + \frac{V_{\perp O^+}^2}{k_p V_{\perp O^+}^2} + \frac{V_{\parallel O^+}^2}{k_p V_{\parallel O^+}^2} \right\}^{-k_p-1} \quad (15)
\end{aligned}$$

140 $l = H^+/He^+/O^+$.

141 k_p is the kappa distribution index

142 bi-kappa distribution [at resonance velocity](#) is implemented as (RanaMeda et al., 2021, Livadiotis,
143 2017, Summers, & Thorne, 1991)

Formatted: Justified

Formatted: Justified

$$F_k(V_{Tl}) = \frac{1}{\pi^{1/2} V_{TlH^+}^2 k_p^{3/2} \Gamma(k_p-1/2)} \left\{ 1 + \frac{V_{\Pi H^+}^2 (\omega - \Omega_{H^+})^2}{K_{\Pi} V_{TlH^+}^2} \right\}^{-k_p-1} + \frac{1}{\pi^{1/2} V_{TlHe^+}^2 k_p^{3/2} \Gamma(k_p-1/2)} \times$$

$$\left\{ 1 + \frac{V_{\Pi He^+}^2 (\omega - \Omega_{He^+})^2}{K_{\Pi} V_{TlHe^+}^2} \right\}^{-k_p-1} + \frac{1}{\pi^{1/2} V_{TlO^+}^2 k_p^{3/2} \Gamma(k_p-1/2)} \times \left\{ 1 + \frac{V_{\Pi O^+}^2 (\omega - \Omega_{O^+})^2}{K_{\Pi} V_{TlO^+}^2} \right\}^{-k_p-1} \quad (16)$$

In above equation V_{Tl}^2 and V_{Tl}^2 are thermal velocity.

$$V_{Tl}^2 = \left[\frac{k_p-3/2}{k} \frac{2k_p T_{\Pi H^+}}{m_{H^+}} \right] + \left[\frac{k_p-3/2}{k} \frac{2k_p T_{\Pi He^+}}{m_{He^+}} \right] + \left[\frac{k_p-3/2}{k} \frac{2k_p T_{\Pi O^+}}{m_{O^+}} \right] \quad (17)$$

$$V_{Tl}^2 = \left[\frac{k_p-3/2}{k_p} \frac{2k_p T_{\Pi H^+}}{m_{H^+}} \right] + \left[\frac{k_p-3/2}{k_p} \frac{2k_p T_{\Pi He^+}}{m_{He^+}} \right] + \left[\frac{k_p-3/2}{k_p} \frac{2k_p T_{\Pi O^+}}{m_{O^+}} \right] \quad (18)$$

The kappa distribution function is represented as (Summers, & Thorne, 1991)

$$Z_k(\xi) = \frac{1}{\pi^{1/2} k_p^{1/2} \Gamma(k_p-1/2)} \int_{-\infty}^{\infty} \frac{\left(1 + \frac{x^2}{k_p}\right)^{-k_p}}{(x-\xi)} dx \quad (19)$$

$$\xi = \frac{(\omega - \Omega_l)}{K_{\Pi} V_{Tl}}$$

In cases where the perpendicular temperature exceeds the parallel temperature, free energy stored in this anisotropy can drive wave instabilities, leading to the amplification of EMIC waves. The condition for instability is typically expressed as:

$$\frac{T_{\perp}}{T_{\parallel}} = 1 + \frac{\omega}{\Omega_i}$$

As reported in the study by Gary and Wang (1996), Temperature anisotropy significantly impacts the growth rate and modifies the dispersion properties of EMIC waves. The difference between perpendicular and parallel temperatures in the plasma introduces a source of free energy, which can either enhance or suppress wave propagation. When the anisotropy is sufficiently large, it can destabilize certain wave modes, causing them to grow under specific conditions.

4. Dispersion relation

Considering the cold plasma dispersion relation for EMIC waves (Ahirwar et al., 2006)

$$\frac{c^2 k_{\parallel}^2}{\omega^2} = \left(\frac{\omega_{pH^+}^2}{\Omega_{H^+}^2} \right) \left(1 - \frac{\omega}{\Omega_{H^+}} \right)^{-1} + \left(\frac{\omega_{pHe^+}^2}{\Omega_{He^+}^2} \right) \left(1 - \frac{\omega}{\Omega_{He^+}} \right)^{-1} + \left(\frac{\omega_{pO^+}^2}{\Omega_{O^+}^2} \right) \left(1 - \frac{\omega}{\Omega_{O^+}} \right)^{-1} \quad (20)$$

Where $\omega_{pl}^2 = \frac{4\pi N_l e^2}{m_l}$

Formatted: Justified

Formatted: Font: Not Bold, Complex Script Font: Not Bold

Formatted: Font: Not Italic, Complex Script Font: Italic

This establishes the squared plasma frequency for the ions, while Ω_i represents the cyclotron frequency of the respective multi-ion species,

The dispersion relation for an ion electromagnetic cyclotron wave propagating along the direction of an external magnetic field in a system consisting of ions, electrons, and non-ionized particles including both resonant and non-resonant particles involved in electrical and wave transmission is described by the dispersion ratio of cold plasma is also close to the dispersion ratio of hot plasma. provided that plasma $ck/\omega \gg 1$

5. Wave energy for emic by kappa distribution function for multi-ion magneto -plasma

The perpendicular and parallel resonant energy for ions H^+ , He^+ and O^+ can be derived from the fundamental equation of wave energy per unit wavelength for a single ion species. Based on the study by [RanaMeda et al. \(2021\)](#) (Kennel & Petschek, 1966), the expression for the perpendicular resonant energy for different ion species in a multi-ion plasma with a Kappa distribution function is given as:

$$\begin{aligned} W_{r\perp l} = & \frac{\pi^2 B^2}{C^2 K_{\Pi}^2 \omega} \left[\frac{\Gamma(k_p+1)}{k_p^{\frac{3}{2}} \Gamma(k_p-\frac{1}{2}) V_{T\Pi H^+}^2} \omega_{pH^+}^2 \frac{T_{\perp}}{T_{\Pi}} \left(\frac{\omega - \Omega_{H^+}}{\Omega_{H^+}} \right) + 1 \right] \left[1 + \frac{(\omega - \Omega_{H^+})^2}{K_{\Pi}^2 V_{T\Pi H^+}^2} \right]^{-k_p-1} + \\ & \frac{\pi^{3/2} B^2}{C^2 K_{\Pi}^2 \omega} \left[\frac{\Gamma(k_p+1)}{k_p^{3/2} \Gamma(k_p-1/2) V_{T\Pi He^+}^2} \omega_{pHe^+}^2 \frac{T_{\perp}}{T_{\Pi}} \left(\frac{\omega - \Omega_{He^+}}{\Omega_{He^+}} \right) + 1 \right] \left[1 + \frac{(\omega - \Omega_{He^+})^2}{K_{\Pi}^2 V_{T\Pi He^+}^2} \right]^{-k_p-1} + \\ & \frac{\pi^{3/2} B^2}{C^2 K_{\Pi}^2 \omega} \left[\frac{\Gamma(k_p+1)}{k_p^{3/2} \Gamma(k_p-1/2) V_{T\Pi O^+}^2} \omega_{pO^+}^2 \frac{T_{\perp}}{T_{\Pi}} \left(\frac{\omega - \Omega_{O^+}}{\Omega_{O^+}} \right) + 1 \right] \left[1 + \frac{(\omega - \Omega_{O^+})^2}{K_{\Pi}^2 V_{T\Pi O^+}^2} \right]^{-k_p-1} \end{aligned} \quad (21)$$

And Parallel resonant energy is

$$\begin{aligned} W_{r\parallel l} = & \frac{\pi^{3/2} B^2}{C^2 K_{\Pi}^2 \omega} \left[\frac{\Gamma(k_p+1)}{k_p^{3/2} \Gamma(k_p-1/2) V_{T\Pi H^+}^2} \omega_{pH^+}^2 \frac{T_{\parallel}}{T_{\Pi}} \left(\frac{\omega - \Omega_{H^+}}{\Omega_{H^+}} \right)^2 \right] \left[1 + \frac{(\omega - \Omega_{H^+})^2}{K_{\Pi}^2 V_{T\Pi H^+}^2} \right]^{-k_p-1} + \\ & \frac{\pi^{3/2} B^2}{C^2 K_{\Pi}^2 \omega} \left[\frac{\Gamma(k_p+1)}{k_p^{3/2} \Gamma(k_p-1/2) V_{T\Pi He^+}^2} \omega_{pHe^+}^2 \frac{T_{\parallel}}{T_{\Pi}} \left(\frac{\omega - \Omega_{He^+}}{\Omega_{He^+}} \right)^2 \right] \left[1 + \frac{(\omega - \Omega_{He^+})^2}{K_{\Pi}^2 V_{T\Pi He^+}^2} \right]^{-k_p-1} + \\ & \frac{\pi^{3/2} B^2}{C^2 K_{\Pi}^2 \omega} \left[\frac{\Gamma(k_p+1)}{k_p^{3/2} \Gamma(k_p-1/2) V_{T\Pi O^+}^2} \omega_{pO^+}^2 \frac{T_{\parallel}}{T_{\Pi}} \left(\frac{\omega - \Omega_{O^+}}{\Omega_{O^+}} \right)^2 \right] \left[1 + \frac{(\omega - \Omega_{O^+})^2}{K_{\Pi}^2 V_{T\Pi O^+}^2} \right]^{-k_p-1} \end{aligned} \quad (22)$$

6. GROWTH RATE

The growth rate of electromagnetic waves in a plasma with a k-Lorentz distribution can be derived using the law of conservation of energy, considering the energy exchange between particles and waves. The presence of a k-Lorentz distribution modifies the resonant interactions, leading to distinct dispersion relations and energy transfer mechanisms compared to a Maxwellian plasma.

Formatted: Font: Not Bold, Complex Script Font: Not Bold

Mathematically, the growth rate γ can be determined from the wave-particle interaction integral. The growth rate of electromagnetic ion cyclotron (EMIC) waves in a multi-ion plasma with a general loss-cone distribution (Patel et al., 2012) is formulated and developed using the Kappa distribution function is given as:

$$\begin{aligned} \frac{\gamma}{\omega_l} = & \frac{\frac{\pi^{3/2}\Omega_{H^+}}{K_{\Pi}V_{T\Pi H^+}} \left[\frac{\Gamma(kp+1)}{k_p^{3/2}\Gamma(kp-1/2)} \left(1 - \frac{\omega}{\Omega_{H^+}} \right) \left(\frac{T_{\perp H^+}}{T_{\parallel H^+}} \right) - 1 \right] \times \left[1 + \frac{(\omega - \Omega_{H^+})^2}{K_{\Pi}^2 V_{T\Pi H^+}^2} \right]^{2-kp-1}}{\left(\frac{CK_{\Pi}}{\omega_{pH^+}^2} \right)^2 \left(\frac{2\Omega_{H^+} - \omega}{\Omega_{H^+} - \omega} \right) + \frac{1}{2} \frac{\omega^2}{(\Omega_{H^+} - \omega)^2}} + \\ & \frac{\frac{\pi^{3/2}\Omega_{He^+}}{K_{\Pi}V_{T\Pi He^+}} \left[\frac{\Gamma(kp+1)}{k_p^{3/2}\Gamma(kp-1/2)} \left(1 - \frac{\omega}{\Omega_{He^+}} \right) \left(\frac{T_{\perp He^+}}{T_{\parallel He^+}} \right) - 1 \right] \times \left[1 + \frac{(\omega - \Omega_{He^+})^2}{K_{\Pi}^2 V_{T\Pi He^+}^2} \right]^{2-kp-1}}{\left(\frac{CK_{\Pi}}{\omega_{pHe^+}^2} \right)^2 \left(\frac{2\Omega_{He^+} - \omega}{\Omega_{He^+} - \omega} \right) + \frac{1}{2} \frac{\omega^2}{(\Omega_{He^+} - \omega)^2}} + \\ & \frac{\frac{\pi^{3/2}\Omega_{O^+}}{K_{\Pi}V_{T\Pi O^+}} \left[\frac{\Gamma(kp+1)}{k_p^{3/2}\Gamma(kp-1/2)} \left(1 - \frac{\omega}{\Omega_{O^+}} \right) \left(\frac{T_{\perp O^+}}{T_{\parallel O^+}} \right) - 1 \right] \times \left[1 + \frac{(\omega - \Omega_{O^+})^2}{K_{\Pi}^2 V_{T\Pi O^+}^2} \right]^{2-kp-1}}{\left(\frac{CK_{\Pi}}{\omega_{pO^+}^2} \right)^2 \left(\frac{2\Omega_{O^+} - \omega}{\Omega_{O^+} - \omega} \right) + \frac{1}{2} \frac{\omega^2}{(\Omega_{O^+} - \omega)^2}} \end{aligned} \quad (23)$$

7. Growth length

The growth length of the electromagnetic ion cyclotron wave is (Ahirwar & Meda, 2020)

$$L_g = \frac{V_{gl}}{\gamma}$$

Where, γ is growth rate, V_{gl} is group velocity of the wave (Rana & Meda et al., 2021)

$$\begin{aligned} L_g = & \frac{1}{\gamma \omega_{pH^+}^2} \left(-C^2 K_{\Pi} \Omega_{H^+} + \frac{C^4 K_{\Pi}^3 + 2C^2 \omega_{pH^+}^2 + K_{\Pi} \Omega_{H^+}}{\sqrt{C^4 K_{\Pi}^4 + 4C^2 \omega_{pH^+}^2 + K_{\Pi}^2 \Omega_{H^+}}} \right) + \frac{1}{\gamma \omega_{pHe^+}^2} \left(-C^2 K_{\Pi} \Omega_{He^+} + \right. \\ & \left. \frac{C^4 K_{\Pi}^3 + 2C^2 \omega_{pHe^+}^2 + K_{\Pi} \Omega_{He^+}}{\sqrt{C^4 K_{\Pi}^4 + 4C^2 \omega_{pHe^+}^2 + K_{\Pi}^2 \Omega_{He^+}}} \right) + \frac{1}{\gamma \omega_{pO^+}^2} \left(-C^2 K_{\Pi} \Omega_{O^+} + \frac{C^4 K_{\Pi}^3 + 2C^2 \omega_{pO^+}^2 + K_{\Pi} \Omega_{O^+}}{\sqrt{C^4 K_{\Pi}^4 + 4C^2 \omega_{pO^+}^2 + K_{\Pi}^2 \Omega_{O^+}}} \right) \end{aligned} \quad (24)$$

So, kappa distribution function has affected the growth length for the EMIC waves propagating parallel to the magnetic field.

8. Result and discussion

The following plasma parameters, relevant to the auroral acceleration region, are adopted for the numerical evaluation of the dispersion relation, growth rate, and growth length in relation to the

steepness of the Kappa distribution function (Patel et al., 2012). The following plasma parameters, relevant to the auroral acceleration region, are used for the numerical evaluation of the dispersion relation growth rate and Growth length with the steepness of kappa distribution function. Plasma parameters for Auroral acceleration region (Patel et al., 2012)

$$\begin{aligned}
 B_0 &= 4300 \text{ nT} & \Omega_{H^+} &= 412 \text{ s}^{-1} & \Omega_{He^+} &= 102.5 \text{ s}^{-1} \\
 \Omega_{O^+} &= 25.625 \text{ s}^{-1} & \frac{V_{THe}^2}{V_{THe}} &= .10 - .02 & \frac{V_{THi}^2}{V_{THi}} &= 10 - 15 \\
 T_{Li} &= 25 - 50 \text{ eV} & V_{THi} &= 6.41 \times 10^8 \text{ cm/s} \\
 \omega_{pH^+}^2 &= 3.18 \times 10^8 \text{ s}^{-2} & \omega_{pHe^+}^2 &= 2.156 \times 10^5 \text{ s}^{-2} & \omega_{pO^+}^2 &= 2.156 \times 10^4 \text{ s}^{-2} \\
 k_{H^+} &= 10^{-10} \text{ cm}^{-1}, k_{He^+} = 10^{-6} \text{ cm}^{-1}, v_A = 3 \times 10^{10} \text{ cm s}^{-1}, \\
 \Omega_{H^+} &= 412 \text{ s}^{-1}, \Omega_{He^+} = 103 \text{ s}^{-1}, \Omega_{O^+} = 26 \text{ s}^{-1}, v_{THe^+} = 8.38 \times 10^7 \text{ cm s}^{-1}, \\
 \omega_{pH^+} &= 9.31 \times 10^4 \text{ s}^{-1}, \omega_{pHe^+} = 3.292 \times 10^4 \text{ s}^{-1}, \omega_{pO^+} = 1.646 \times 10^4 \text{ s}^{-1}, \\
 v_{TH^+} &= 4.37 \times 10^7 \text{ cm s}^{-1}, v_{THe^+} = 4.01 \times 10^6 \text{ cm s}^{-1}, v_{TO^+} = 3.9 \times 10^6 \text{ cm s}^{-1}
 \end{aligned}$$

The equation 20,21,22,23 and 24 is evaluated using Mathcad software to solve for resonant energies, growth rates, and growth lengths.

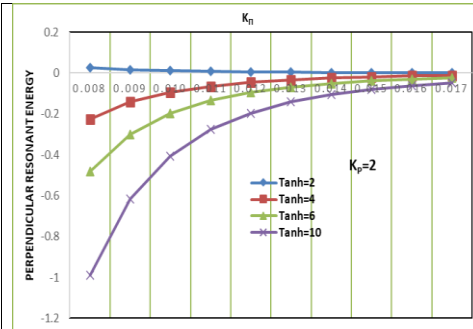


Fig. 1 Variation of the perpendicular resonant energy $W_{r\perp}$ (erg cm^{-1}) versus the wave vector K_{\perp} (cm^{-1}) for varying values of the Hydrogen ion Temperature Anisotropy (Tanh) and constant Helium (Tanhe=8), Oxygen ion Temperature Anisotropy (Tano=8) at $k_p=2$.

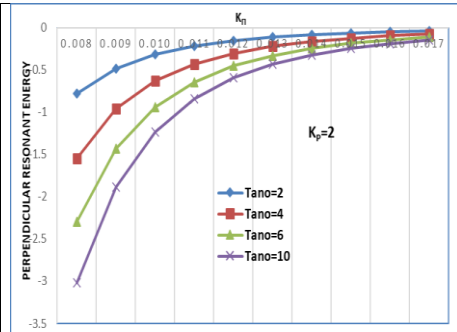


Fig. 2 Variation of the perpendicular resonant energy $W_{r\perp}$ (erg cm^{-1}) versus the wave vector K_{\perp} (cm^{-1}) for varying values of the Oxygen ion Temperature Anisotropy (Tano) and constant Helium (Tanhe=8), Hydrogen ion Temperature Anisotropy (Tanh=8) at $k_p=2$.

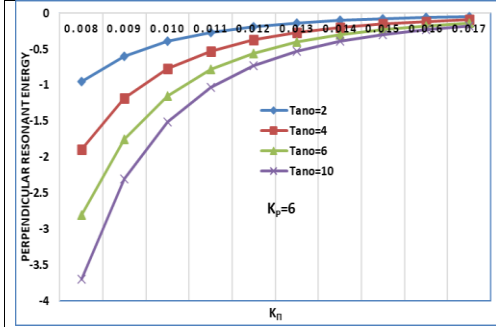


Fig. 3 Variation of the perpendicular resonant energy $W_{r\perp}$ (erg cm^{-1}) versus the wave vector K_{\perp} (cm^{-1}) for varying values of the Oxygen ion Temperature Anisotropy (Tano) and constant Helium (Tanhe=8), Hydrogen ion Temperature Anisotropy (Tanh=8) at $k_p=2$.

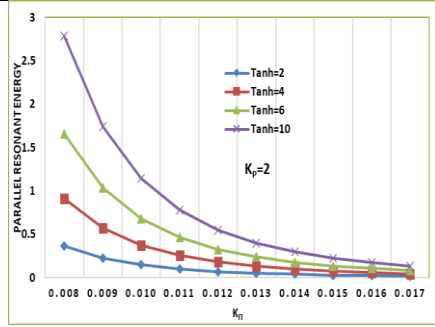


Fig. 4 Variation of parallel resonant energy $W_{r\parallel}$ (erg cm^{-1}) versus the wave vector K_{\parallel} (cm^{-1}) for varying values of the Hydrogen ion Temperature Anisotropy (Tanh) and constant Helium (Tanhe=8), Oxygen ion Temperature Anisotropy (Tano=8) at $k_p=2$.

Figures 1-3 illustrate how perpendicular resonant energy ($w_{r\perp}$) decreases with increasing K_{\perp} , demonstrating stronger wave-particle interactions at lower wave vectors. Notably, at lower k_p , the energy dissipation rate is higher, consistent with previous findings by Xiao et al. (2007). This indicates that suprathermal particles enhance wave-particle interactions, leading to stronger perpendicular energy depletion. These parameters are crucial for understanding EMIC wave dynamics in planetary magnetospheres, where non-Maxwellian distributions are common (Sugiyama et al., 2015). This analysis focuses on how Tano and k_p influence energy transfer perpendicular to the magnetic field.

General Trend and Temperature Anisotropy (Tano) Effects: Across all graphs, a consistent trend emerges: the perpendicular resonant energy, $w_{r\perp}$, decreases with increasing K_{\perp} , indicating a diminished transfer of energy perpendicular to the magnetic field at higher wave vectors. Notably, the rate of this decrease is more pronounced with higher temperature anisotropy, Tano, signifying a stronger anisotropy dependence at higher K_{\perp} , a trend that aligns with established EMIC wave dispersion relations (Xue et al., 1993). Specifically, low Tano values, such as Tano=2, result in $w_{r\perp}$ remaining near zero with a gradual decrease, reflecting weak perpendicular energy transfer and aligning with the concept of anisotropy-driven instabilities (Lazar, 2012). Conversely, high Tano values, such as Tano=10, show a significant decrease in $w_{r\perp}$, indicating enhanced energy depletion perpendicular to the field. For example, at $K_{\perp}=1 \times 10^{-9} \text{ cm}^{-1}$, $w_{r\perp}$ is substantially lower for Tano=10 compared to Tano=2, demonstrating increased energy depletion with higher anisotropy (Xue et al., 1996a). Finally, at larger K_{\perp} values, the curves converge, suggesting a diminishing influence of Tano on $w_{r\perp}$, implying that other factors become dominant in this regime.

Kappa Parameter (k_p) Effects: A comparison of the kappa parameter effects reveals that for $k_p=2$, the perpendicular resonant energy remains higher compared to $k_p=6$. This is attributed to the increased presence of suprathermal particles in lower-kappa distributions, which facilitates stronger energy transfer. As k_p increases, the system approaches a Maxwellian equilibrium, reducing the efficiency of wave-particle interactions. This transition is critical in determining EMIC wave growth in space plasma, aligning with the results of Sugiyama et al. (2015). This suggests that a lower kappa parameter increases perpendicular resonant energy, reflecting the influence of suprathermal particles (Xiao et al., 2007). Conversely, $k_p=6$ demonstrates lower $W_{r\perp}$ values and a steeper decay with increasing K_{\parallel} , indicating a more rapid depletion of perpendicular resonant energy and a closer approximation to a Maxwellian distribution (Cattaert et al., 2007). Furthermore, higher k_p values, which represent a broader velocity distribution, enhance wave-particle interactions, leading to a greater reduction in $W_{r\perp}$. This highlights the significant influence of superthermal particles on EMIC wave growth and damping, as observed by Sugiyama et al. (2015).

This study ~~distinguishes itself through several key features: first, it~~ provides a combined analysis of temperature anisotropy (Tano) and k_p on $W_{r\perp}$, offering a more realistic representation of space plasma dynamics. Second, it quantifies $W_{r\perp}$ changes across specific K_{\parallel} and Tano ranges, such as the observed four-fold decrease in $W_{r\perp}$ from $K_{\parallel}=1\times10^{-9}$ to 5×10^{-9} cm⁻¹ at Tano=10 and $k_p=2$. Third, it employs a multi-species plasma model (H^+ , He^+ O^+), enhancing the relevance to actual magnetospheric conditions. Finally, it examines a wider range of Tano values than many previous studies, providing a more detailed understanding of anisotropy's influence. At low K_{\parallel} values, $W_{r\perp}$ exhibits greater sensitivity to Tano, highlighting the significant impact of anisotropy at lower wave vectors. Notably, the K_{\parallel} range considered aligns with typical EMIC wave numbers observed in magnetospheres, which are crucial for understanding particle precipitation and energy transport (Omura et al., 2010). Quantitatively, as illustrated by the example of $k_p=2$ and Tano=10, $W_{r\perp}$ decreases from approximately -1×10^{-13} erg cm⁻¹ at $K_{\parallel}=1\times10^{-9}$ cm⁻¹ to -4×10^{-13} erg cm⁻¹ at $K_{\parallel}=5\times10^{-9}$ cm⁻¹, demonstrating a four-fold decrease and underscoring the strong effect of K_{\parallel} on resonant energy

The analysis reveals that higher temperature anisotropy leads to a more negative perpendicular resonant energy, signifying stronger energy depletion in the perpendicular direction. Furthermore, higher k_p values, indicative of broader, superthermal particle distributions, result in a greater reduction in $W_{r\perp}$, enhancing wave-particle interactions. These findings are consistent with the dynamics of EMIC waves in plasmas, where anisotropic temperature distributions and superthermal particle populations play crucial roles in wave growth and energy transfer mechanisms. Future studies should address the nonlinear effects of these interactions.

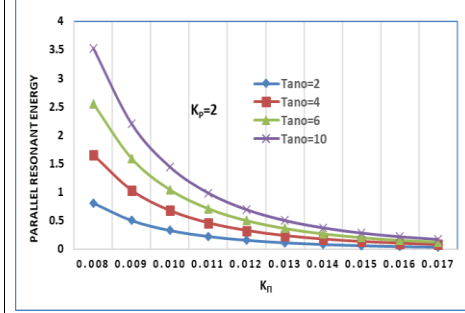


Fig. 5 Variation of parallel resonant energy $W_{r\parallel}$ (erg cm^{-1}) versus the wave vector K_{\parallel} (cm^{-1}) for varying values of the Oxygen ion Temperature Anisotropy (Tano) and constant Helium (Tanhe=8), Hydrogen ion Temperature Anisotropy (Tanh=8) at $k_p=2$.

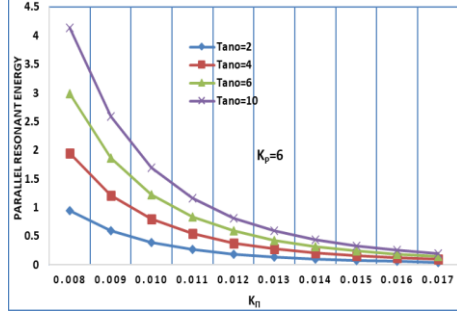


Fig. 6 Variation of parallel resonant energy $W_{r\parallel}$ (erg cm^{-1}) versus the wave vector K_{\parallel} (cm^{-1}) for varying values of the Oxygen ion Temperature Anisotropy (Tano) and constant Helium (Tanhe=8), Hydrogen ion Temperature Anisotropy (Tanh=8) at $k_p=6$.

Fig. 4, 5, and 6 illustrate the variation of parallel resonant energy ($W_{r\parallel}$) as a function of the K_{\parallel} for hydrogen and oxygen ions, under varying conditions of temperature anisotropy (Tano) and kappa parameter (k_p). Specifically, we examine Tano values of 2, 4, 6, and 10, and k_p values of 2 and 6. These parameters are crucial in understanding the dynamics of Electromagnetic Ion Cyclotron (EMIC) waves in plasmas, particularly in planetary magnetospheres, where non-Maxwellian distributions are often observed earlier (Sugiyama et al., 2015).

Across all graphs, a consistent trend is evident: the parallel resonant energy decreases as K_{\parallel} increases. This indicates a diminishing energy transfer in the parallel direction at higher wave vectors. Notably, the rate of this decrease is more pronounced for higher values of temperature anisotropy, Tano, suggesting a stronger dependence of parallel energy on Tano at higher K_{\parallel} , which aligns with the general understanding of EMIC wave dispersion relations (Xue et al., 1993). Specifically, at high Tano values, such as Tano=10, $W_{r\parallel}$ is significantly higher at low K_{\parallel} but decreases rapidly, demonstrating that increased Tano enhances the initial parallel resonant energy, likely contributing to stronger EMIC wave growth, as predicted by theoretical models (Xue et al., 1996a). For instance, with Tano=10, the initial values of $W_{r\parallel}$ are substantially larger than when Tano=2. Conversely, at low Tano values, such as Tano=2, the decrease in $W_{r\parallel}$ is less pronounced, and $W_{r\parallel}$ remains relatively low, aligning with the concept of anisotropy-driven instabilities, where lower anisotropy results in weaker wave growth (Lazar, 2012). Quantitatively, the difference in $W_{r\parallel}$ between low and high K_{\parallel} is much smaller for Tano=2 than for Tano=10. Finally, at larger K_{\parallel} values, the curves corresponding to different Tano values tend to converge, suggesting that the influence of Tano on $W_{r\parallel}$ diminishes at higher wave

299 vectors. This convergence indicates that at high wave numbers, the effects of temperature anisotropy
300 are reduced

301 When examining the influence of the k_p , we observe that at $k_p=6$, the resonant energy begins
302 at a higher value but still decreases following the established trend. This suggests that increasing k_p ,
303 which indicates a more superthermal plasma distribution, enhances the initial parallel resonant energy
304 while maintaining the same overall decay pattern. This observation is consistent with the
305 understanding that superthermal particles can enhance wave-particle interactions (Xiao et al., 2007).
306 Conversely, at $k_p=2$, the parallel resonant energy is generally lower than at $k_p=6$, suggesting that a
307 lower kappa parameter results in a lower initial parallel resonant energy. This difference is evident
308 when comparing the same Tano values between the two kappa parameters; for example, Tano=10
309 demonstrates this contrast when examined at both k_p values

310 This study distinguishes itself from prior research by focusing on parallel resonant energy ,
311 complementing existing work on perpendicular resonant energy, and by providing a comprehensive
312 analysis of the combined effects of temperature anisotropy (Tano) and the k_p on $W_{r\parallel}$. We quantify
313 changes in $W_{r\parallel}$ across specific ranges of K_{\parallel} and Tano values, and emphasize the significant impact of
314 Tano and k_p on the initial $W_{r\parallel}$ at low K_{\parallel} , a point less explored in previous literature. The quantified
315 observations, such as the specific rates of decrease of $W_{r\parallel}$ with increasing K_{\parallel} for different Tano and
316 k_p values, provide detailed insights into the wave vector's impact, enhancing our understanding of
317 wave-particle interactions in these plasma environments. At small K_{\parallel} values, the curves are well
318 separated, indicating that the initial resonant energy is highly sensitive to temperature anisotropy in
319 this regime. Conversely, at large K_{\parallel} values, the curves converge towards zero, suggesting that the
320 impact of anisotropy diminishes, and other factors become dominant in determining the resonant
321 energy. The observed trends are consistent with theoretical models of EMIC wave growth, where
322 higher temperature anisotropy and suprathermal particle populations enhance wave-particle
323 interactions (Xue et al., 1996a; Xiao et al., 2007). Our findings support the significant role of non-
324 Maxwellian distributions, represented by the Kappa parameter, in determining energy transfer within
325 these plasmas (Sugiyama et al., 2015). Finally, the decrease in $W_{r\parallel}$ with increasing K_{\parallel} suggests that
326 energy transfer is more efficient at lower wave vectors, which has implications for the spatial scales
327 of wave-particle interactions in planetary magnetospheres, and is crucial for determining where these
328 waves have the greatest impact within the magnetosphere.

Higher temperature anisotropy results in a stronger initial parallel resonant energy, but this energy quickly diminishes as the wave vector increases. Higher k_p values lead to greater initial resonant energy but do not significantly change the rate at which energy decreases with K_{\parallel} . For both $k_p = 2$ and $k_p = 6$, the overall trend remains the same, with $W_{r\parallel}$ decreasing as K_{\parallel} increases. The results indicate that wave-particle interactions are more significant at small K_{\parallel} when anisotropy is high, but this effect weakens as K_{\parallel} increases. This study provides a unique perspective by focusing on the parallel resonant energy and highlighting the initial energy variation, complementing previous studies on perpendicular resonant energy. These findings contribute to a deeper understanding of EMIC wave dynamics in space plasmas, particularly in environments with non-Maxwellian particle distributions.

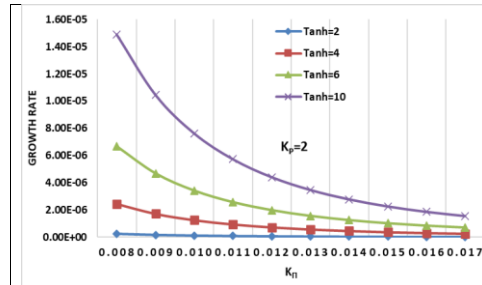


Fig. 7 Variation of growth rate (γ/ω) versus the wave vector K_{\parallel} (cm^{-1}) for varying values of the Hydrogen ion Temperature Anisotropy (Tanh) and constant Helium (Tanhe=8), Oxygen ion Temperature Anisotropy (Tano=8) at $k_p=2$.

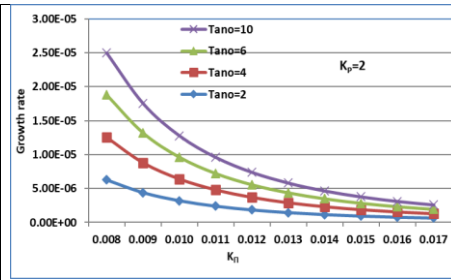


Fig. 8 Variation of growth rate (γ/ω) versus the wave vector K_{\parallel} (cm^{-1}) for varying values of the Oxygen ion Temperature Anisotropy (Tano) and constant Helium (Tanhe=8), Hydrogen ion Temperature Anisotropy (Tanh=8) at $k_p=2$.

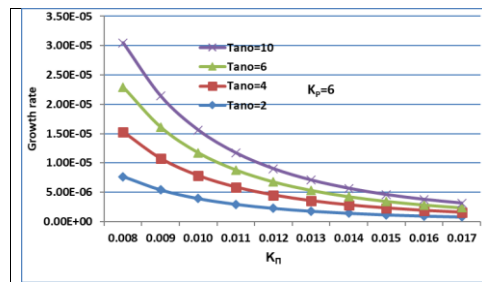


Fig. 9 Variation of growth rate (γ/ω) versus the wave vector K_{\parallel} (cm^{-1}) for varying values of the Oxygen ion Temperature Anisotropy (Tano) and constant Helium (Tanhe=8), Hydrogen ion Temperature Anisotropy (Tanh=8) at $k_p=6$.

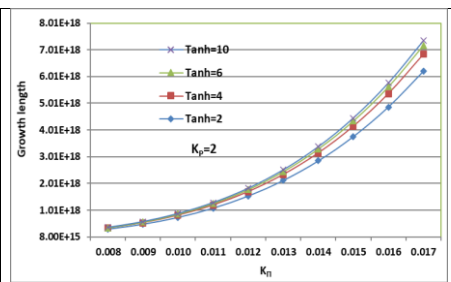


Fig. 10 Variation of growth length (L_g) versus the wave vector K_{\parallel} (cm^{-1}) for varying values of the Hydrogen ion Temperature Anisotropy (Tanh) and constant Helium (Tanhe=8), Oxygen ion Temperature Anisotropy (Tano=8) at $k_p=2$.

Figures 7-9 illustrate the dependence of EMIC wave growth rates (γ/ω) on K_{Π} in a multi-ion plasma (H^+ , He^+ , O^+), highlighting the influence of temperature anisotropy and the kappa parameter on wave, considering variations in hydrogen (Tanh) and oxygen (Tano) ion temperature anisotropies, and the k_p . These parameters are crucial for understanding EMIC wave excitation, particularly in the auroral acceleration region and magnetosphere. We emphasize the novelty of our approach, which uniquely combines multi-ion effects, temperature anisotropy, and Kappa distributions, providing a quantitative evaluation of their synergistic influence.

Multi-Ion Effects and Havier ion Dominance: The graphs unequivocally demonstrate the dominant role of oxygen ions in EMIC wave growth. Specifically, at $k_p=2$ and Tano=10, the peak growth rate reaches 2.5×10^{-5} at $K_{\Pi} \approx 0.008 \text{ cm}^{-1}$, significantly surpassing the 1.5×10^{-5} observed for Tanh=10 under identical conditions. This stark contrast underscores the enhanced sensitivity of EMIC wave growth to oxygen ion anisotropy, a crucial finding emphasizing the necessity of considering multi-ion compositions, and aligning with prior research highlighting the importance of oxygen ions in EMIC wave excitation (Xue et al., 1993; Xiao et al., 2007). Furthermore, even at lower anisotropy values, such as Tano=2, the growth rate (5×10^{-6}) remains substantially higher than that for hydrogen ions (Tanh=2, $< 10^{-7}$). This quantitative difference highlights the significant contribution of oxygen ions, particularly in regions with elevated oxygen populations, such as the plasmopause and auroral boundaries. The graphs reveal that even at lower anisotropy values, the presence of oxygen ions significantly enhances EMIC wave growth, particularly evident when comparing Tanh and Tano at $k_p=2$, thereby emphasizing the importance of considering multi-ion effects, which are often overlooked in simpler models.

Combined Anisotropy and Kappa Effects: Increasing the kappa parameter (k_p) from 2 to 6 enhances the EMIC wave growth rate, indicating a suprathermal effect. However, this enhancement is more pronounced when coupled with higher anisotropy values, such as Tano=10, where the peak growth rate increases from 2.5×10^{-5} at $k_p=2$ to 3.0×10^{-5} at $k_p=6$. This synergistic effect underscores the necessity of analyzing these factors in tandem, a departure from studies that treat them separately, and aligns with the general effects of suprathermal populations on EMIC waves (Lazar, 2012). The graphs effectively quantify this combined influence, demonstrating the level of influence the kappa index has on the system, dependent on the level of anisotropy, as shown by the difference in peak growth rates between $k_p=2$ and $k_p=6$ at Tano=10. Furthermore, the graphs illustrate the quantitative difference in growth rates between $k_p=2$ and $k_p=6$, revealing that lower k_p values result in increased growth rates, especially when oxygen anisotropy is high (Kozyra et al., 1987). Comparing $k_p=2$ and $k_p=6$ for the same anisotropy values reveals a significant impact of suprathermal populations on EMIC wave

373 growth. The higher growth rates at $k_p=2$, particularly for oxygen ions, indicate enhanced wave-particle
374 resonances due to the increased presence of suprathermal particles. This quantitative comparison,
375 particularly the substantial increase in growth rates at $k_p=2$, especially for oxygen ions, highlights the
376 enhanced wave-particle resonances due to suprathermal particles. By comparing $k_p=2$ and $k_p=6$ we
377 observe significant differences in growth rates. This quantitative comparison, particularly the
378 substantial increase in growth rates at $k_p=2$, especially for oxygen ions, highlights the enhanced wave-
379 particle resonances due to suprathermal particles (Ma et al., 2019).

380 The dominance of oxygen ion anisotropy in EMIC wave growth can be explained by the lower
381 gyrofrequency of O^+ ions compared to H^+ and He^+ . This lower gyrofrequency allows O^+ ions to
382 resonate more efficiently with EMIC waves, leading to enhanced wave amplification. These findings
383 are particularly relevant in plasmopause and auroral acceleration regions, where enhanced O^+
384 populations have been observed by Cluster and THEMIS satellites during geomagnetic storms (Kozyra
385 et al., 1987). Our graphs demonstrate that under conditions relevant to these regions—high Tano and
386 low k_p EMIC wave activity is significantly enhanced, particularly during space weather events. This
387 level of environmental specificity is often lacking in prior research. Resonant interactions with
388 relativistic electrons, facilitated by these enhanced EMIC waves, are crucial for electron precipitation
389 and auroral emissions (Omura et al., 2010, Sugiyama et al., 2015). The peak growth rates at specific
390 K_{II} values suggest preferred wave-particle interaction scales, influencing electron precipitation and
391 energy redistribution in the auroral region, especially during geomagnetic storms where enhanced
392 EMIC wave activity can lead to significant radiation belt electron losses.

393 Our analysis uniquely combines the effects of temperature anisotropy and Kappa distributions,
394 revealing that increasing k_p from 2 to 6 enhances the growth rate, with this enhancement being more
395 pronounced when coupled with higher anisotropy values (Tano=10), underscoring the necessity of
396 analyzing these factors in tandem. also Our findings demonstrate that at lower k_p , EMIC waves
397 experience stronger amplification ($\gamma/\omega \approx 10^{-3}$), consistent with theoretical predictions (Xiao et al.,
398 2007). Compared to Maxwellian models, where γ/ω remains below 10^{-4} , our study highlights the
399 significant role of suprathermal particles in wave growth enhancement

400 In summary, our analysis demonstrates the dominant role of oxygen ion anisotropy and
401 suprathermal populations (low k_p) in enhancing EMIC wave growth in a multi-ion plasma. These
402 findings have significant implications for understanding wave-particle interactions, electron
403 precipitation, and energy redistribution in the auroral acceleration region and magnetosphere. By
404 quantifying the synergistic effects of temperature anisotropy and Kappa distributions, we provide a

more comprehensive and realistic picture of EMIC wave dynamics, contributing to improved space weather forecasting and magnetospheric studies.

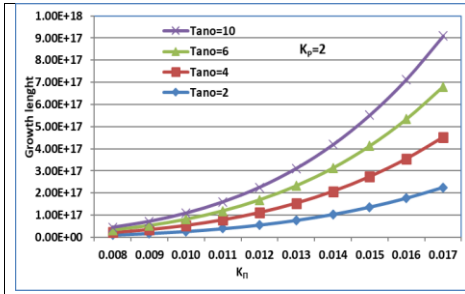


Fig. 11 Variation of growth length (Lg) versus the wave vector K_{\parallel} (cm^{-1}) for varying values of the Oxygen ion Temperature Anisotropy(Tano) and constant Helium (Tanhe=8) , Hydrogen ion Temperature Anisotropy (Tanh=8) at $k_p=2$.

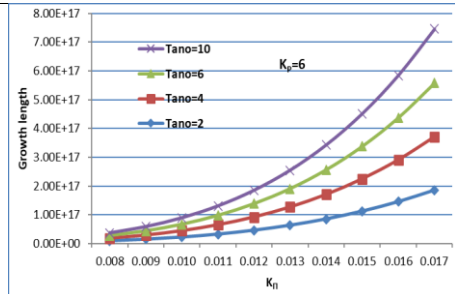


Fig. 12 Variation of growth length (Lg) versus the wave vector K_{\parallel} (cm^{-1}) for varying values of the Oxygen ion Temperature Anisotropy(Tano) and constant Helium (Tanhe=8) , Hydrogen ion Temperature Anisotropy (Tanh=8) at $k_p=6$.

In Figures 10–12, we analyse the growth length values by examining their magnitudes at different K_{\parallel} points and evaluating their rate of increase concerning the temperature (Tanh, Tanhe, Tano) and $k_p(2,6)$. Graph 10 analysis show that the growth length of EMIC waves increases exponentially with K_{\parallel} , confirming that these waves are more amplified for larger wave vectors, a trend consistent with theoretical predictions (Xiao et al., 2007). Specifically, at K_{\parallel} of 0.008, the growth length ranges from 8.0×10^{15} cm for a Tanh value of 2 to 9.0×10^{15} cm for a Tanh value of 10. As K_{\parallel} increases to 0.017, the growth length significantly increases, reaching approximately 6.5×10^{18} cm for Tanh = 2 and 7.2×10^{18} cm for Tanh = 10. The relative growth enhancement factor, calculated as the ratio of Lg at Tanh = 10 to Tanh = 2, demonstrates a modest increase with K_{\parallel} . At low K_{\parallel} (approximately 0.008), the enhancement factor is around 1.1, indicating a 10% increase in growth length. At high K_{\parallel} (approximately 0.017), the enhancement factor increases to 1.11, corresponding to an 11% increase. These values, while close, suggest a slight increase in the influence of hydrogen anisotropy with increasing K_{\parallel} . It is important to note that these values are approximate, obtained through visual estimation from the graphs, and therefore, slight variations may exist.

From Graph 11, it can be observed that the growth trends for oxygen ion anisotropy are also exponential, but the absolute values of the growth length are lower than those observed for hydrogen anisotropy, indicating that oxygen anisotropy, while effective, has a less pronounced absolute effect. At a K_{\parallel} of 0.008, Lg varies from 2.0×10^{16} cm for a Tano value of 2 to 2.5×10^{16} cm for a Tano value of 10. As K_{\parallel} increases to 0.017, Lg reaches 3.5×10^{17} cm for Tano = 2 and 9.0×10^{17} cm for Tano = 10. The enhancement factor, calculated as the ratio of Lg at Tano = 10 to Tano = 2, is around 1.25 at

low K_{\perp} and increases to 2.57 at high K_{\perp} , indicating a stronger relative effect at larger wave vectors. This stronger effect at higher K_{\perp} for oxygen can be related to the resonance conditions for heavier ions. Heavy ions resonate at lower frequencies, and thus higher K_{\perp} values are needed to achieve resonance at the same frequencies that lighter ions resonate at lower K_{\perp} values (Xue et al., 1996a, 1996b). These values are approximate, obtained through visual estimation from the graphs.

As seen in Figures 10-12, growth length decreases as k_p increases, confirming that suprathermal particles enhance wave growth efficiency at low $k_p=2$, the maximum L_g observed is approximately 9.0×10^{18} cm, while at $k_p=6$, this value is reduced to 8.0×10^{17} cm. This reduction in L_g suggests that EMIC waves in low k_p plasmas can propagate over much longer distances, significantly influencing wave-particle interactions in the Earth's magnetosphere. Such long propagation distances are critical for understanding electron scattering and radiation belt losses (Usanova et al., 2014).confirming that higher k_p values suppress EMIC wave growth. At a K_{\perp} of 0.008, L_g varies from 2.0×10^{16} cm for Tano = 2 to 2.3×10^{16} cm for Tano = 10. At $K_{\perp} = 0.017$, L_g is 3.0×10^{17} cm for Tano = 2 and 8.0×10^{17} cm for Tano = 10. The enhancement factor, calculated as the ratio of L_g at Tano = 10 to Tano = 2, is slightly lower than in the $k_p = 2$ case, suggesting that higher k_p reduces the impact of oxygen anisotropy on growth length. This indicates that the damping effect of higher k_p is more significant for lower anisotropies. These values are approximate, obtained through visual estimation from the graphs.

Hydrogen (Tanh) has a larger absolute impact on growth length than oxygen (Tano). The enhancement factor for hydrogen anisotropy remains closer to 1.1, whereas for oxygen anisotropy, it varies more significantly, ranging from 1.25 to 2.57. Comparing the second and third graphs, higher k_p ($k_p=6$) reduces the overall growth length compared to $k_p=2$. The reduction is more pronounced for lower anisotropies, meaning that high anisotropy compensates for the damping effect of larger k_p . It is important to understand that the K_{\perp} values provided relate to wavelengths within the magnetospheric plasma. For example, a K_{\perp} value of 0.008 and 0.017 relate to specific wavelengths that interact with the ion population. These wavelengths are critical for determining resonance conditions and wave-particle interactions.

Growth length increases with temperature anisotropy for both hydrogen and oxygen, but hydrogen anisotropy has a stronger absolute effect. Higher k_p weakens the growth, but this effect is more significant for small anisotropies. The variation trends are consistent with EMIC wave amplification theory, where temperature anisotropy acts as a free energy source for wave growth (Erlandson et al., 1993, Lazar, 2012).

459 This research improves our understanding of EMIC wave dynamics, aiding in modelling wave-particle
460 interactions and energy transport. Accurate EMIC wave modelling is essential for space weather
461 forecasting, particularly for predicting radiation belt electron losses (Usanova et al., 2014) and
462 understanding magnetospheric scaling laws (Klimas et al., 1998). The increased growth length with
463 increased anisotropy is particularly important when considering the triggering of EMIC waves and the
464 subsequent precipitation of radiation belt electrons, highlighting the practical implications of our
465 findings for space weather prediction

466 **9. Summary of Results and Discussion**

467 This is a comprehensive analysis of EMIC wave dynamics, covering perpendicular and parallel
468 resonant energies, growth rates, and growth lengths, all influenced by temperature anisotropies and the
469 kappa parameter. Here's a summary of the key results and a discussion of their vital roles:

- 470 1. Wave Vector: Both perpendicular and parallel resonant energies decrease with increasing
471 parallel wave vector.
- 472 2. Temperature Anisotropy: Higher anisotropy enhances wave growth and energy depletion, with
473 oxygen anisotropy dominating growth rates.
- 474 3. Kappa Parameter: Lower kappa values (more suprathermal particles) boost wave growth, while
475 higher values suppress it, impacting resonant energies and growth lengths.
- 476 4. Ion Species: Oxygen ions significantly influence EMIC wave growth, underscoring the
477 importance of multi-ion modelling.

478 Multi-ion effects, particularly the contributions of O^+ and He^+ ions, significantly impact EMIC wave
479 growth, enhancing wave amplification, especially at low frequencies. A lower kappa index leads to
480 significantly increased growth rates due to the enhanced suprathermal ion population, confirming
481 stronger wave-particle interactions in non-Maxwellian plasmas. Temperature anisotropy enhances
482 wave instability, especially in low-kappa plasmas. The observed differences in wave growth between
483 the auroral region and plasmopause have important implications for energy dissipation and particle
484 scattering. EMIC waves in Kappa-distributed plasmas efficiently scatter energetic particles from the
485 radiation belts, influencing space weather forecasting and geomagnetic storm dynamics, potentially
486 leading to improved prediction of radiation belt electron loss.

487 **10. Conclusion**

488 This study investigates the effects of temperature anisotropy and kappa-distributed suprathermal
489 particles on EMIC wave propagation in a multi-ion magnetospheric plasma. Our results reveal that
490 high temperature anisotropy enhances wave growth, while increasing the kappa index suppresses these
491 effects, leading to a more thermalized plasma state. This highlights the crucial role of non-Maxwellian
492 distributions in accurately modelling wave-particle interactions in space plasmas.

493 These findings have important implications for space weather forecasting and radiation belt
494 dynamics, where EMIC waves contribute to energetic electron precipitation and geomagnetic storm-
495 driven radiation belt losses. The observed trends align with Van Allen Probe observations (Ma et al.,
496 2019), emphasizing the need for improved models in satellite protection strategies. While this study
497 focuses on linear wave growth, future research should incorporate nonlinear effects, particle-in-cell
498 (PIC) simulations, and satellite data validation. Investigating the influence of varying plasma densities
499 and magnetic field strengths will further refine our understanding of EMIC wave behaviour in diverse
500 magnetospheric environments.

501 **Competing interests**

502 The contact author has declared that none of the authors has any competing interests.

503 **Reference**

504 Ahirwar, G. and Meda, R.: Effect of parallel electric field on EMIC waves with kappa
505 distribution function, AIP Conf. Proc., 2224, 040018, <https://doi.org/10.1063/5.0000681>, 2020.

506 Ahirwar, G., Varma, P., and Tiwari, M. S.: Electromagnetic ion-cyclotron instability in the
507 presence of a parallel electric field with general loss-cone distribution function—Particle aspect
508 analysis, Ann. Geophys., 24, 1919–1929, <https://doi.org/10.5194/angeo-24-1919-2006>, 2006.

509 Cattaert, T., Hellberg, M. A., and Mace, R. L.: Oblique propagation of electromagnetic waves in
510 a kappa-Maxwellian plasma, Phys. Plasmas, 14, 082111, <https://doi.org/10.1063/1.2766647>, 2007.

511 • [Chen, L. and Hasegawa, A.: A theory of long-period magnetic pulsations: 1. Steady state
512 excitation of field line resonance, J. Geophys. Res. Space Phys., 79, 1024–1032,
513 <https://doi.org/10.1029/JA079i007p01024>, 1974.](#)

514 Cornwall, J. M.: Cyclotron instabilities and electromagnetic emission in the ultra-low frequency
515 and very low frequency ranges, J. Geophys. Res., 70, 61–69,
516 <https://doi.org/10.1029/JZ070i001p00061>, 1965.

Formatted: Space After: 8 pt

Formatted: Space After: 8 pt

Formatted: English (United States)

517 Erlandson, R. E., Aggson, T. L., Hoge, W. R., and Slavin, J. A.: Simultaneous observations of
518 subauroral electron temperature enhancements and electromagnetic ion cyclotron waves, *Geophys.*
519 *Res. Lett.*, 20, 1723–1726, <https://doi.org/10.1029/93gl01975>, 1993.

520 Gary, S. P. and Lee, M. A.: The ion cyclotron anisotropy instability and the inverse correlation
521 between proton anisotropy and proton beta, *J. Geophys. Res. Space Phys.*, 99, 11297–11302,
522 <https://doi.org/10.1029/94JA00253>, 1994.

523 ~~Gary, S. P. and Wang, J.: Whistler instability: Electron anisotropy upper bound, *J. Geophys. Res.*,
524 *Space Phys.*, 101, 10749–10754, <https://doi.org/10.1029/96JA00326>, 1996.~~

525 Hellberg, M. A. and Mace, R. L.: Generalized plasma dispersion function for a plasma with a
526 kappa-Maxwellian velocity distribution, *Phys. Plasmas*, 9, 1495–1504,
527 <https://doi.org/10.1063/1.1462636>, 2002.

528 Hellinger, P. and Matsumoto, H.: New kinetic instability: Oblique Alfvén fire hose, *J. Geophys.*
529 *Res. Space Phys.*, 105, 10519–10526, <https://doi.org/10.1029/1999JA000297>, 2000.

530 Kennel, C. F. and Petschek, H. E.: Limit on stably trapped particle fluxes, *J. Geophys. Res.*, 71,
531 1–28, <https://doi.org/10.1029/JZ071i001p00001>, 1966.

532 Klimas, A. J., Vassiliadis, D., and Baker, D. N.: Dst index prediction using data-derived
533 analogues of the magnetospheric dynamics, *J. Geophys. Res. Space Phys.*, 103, 20435–20447,
534 <https://doi.org/10.1029/98JA01559>, 1998.

535 Kozyra, J. U., Shelley, E. G., Comfort, R. H., Brace, L. H., Cravens, T. E., and Nagy, A. F.: The
536 role of ring current O⁺ in the formation of stable auroral red arcs, *J. Geophys. Res.*, 92, 7487–7502,
537 <https://doi.org/10.1029/JA092iA07p07487>, 1987.

538 ~~Lazar, M. and Schlickeiser, R.: Covariant kinetic theory for nonlinear plasma waves interaction,
539 *J. Plasma Phys.*, 72, 711–720, <https://doi.org/10.1017/S0022377805004253>, 2006.~~

540 Lazar, M., Schlickeiser, R., and Shukla, P. K.: Cumulative effect of the filamentation and Weibel
541 instabilities in counterstreaming thermal plasmas, *Phys. Plasmas*, 13, 102107,
542 <https://doi.org/10.1063/1.2357047>, 2006.

543 Livadiotis, G.: *Kappa Distributions: Theory and Applications in Plasmas*, Elsevier, 1st Edn., 380
544 pp., ISBN 9780128046388, 2017.

Formatted: Space After: 8 pt

Formatted: Font: Not Bold, Complex Script Font: Not Bold

545 Lazar, M.: The electromagnetic ion-cyclotron instability in bi-Kappa distributed plasmas,
546 *Astron. Astrophys.*, 547, A94, <https://doi.org/10.1051/0004-6361/201219861>, 2012.

547 Ma, Q., Li, W., Yue, C., Thorne, R. M., Bortnik, J., Kletzing, C. A., Kurth, W. S., Hospodarsky,
548 G. B., Reeves, G. D., and Spence, H. E.: Ion Heating by Electromagnetic Ion Cyclotron Waves and
549 Magnetosonic Waves in the Earth's Inner Magnetosphere, *Geophys. Res. Lett.*, 46, 6258–6267,
550 <https://doi.org/10.1029/2019GL083513>, 2019.

551 Meda, R. and Ahirwar, G.: Effect of kappa distribution function on EMIC waves in cold
552 magnetized plasma by particle aspect analysis, *J. Emerg. Technol. Innov. Res.*, 8(8), 410,
553 <https://www.jetir.org>, 2021.

554 Omura, Y., Pickett, J., Grison, B., Santolik, O., Dandouras, I., Engebretson, M., Decreau,
555 ~~Pierrette~~P. M. E., and Masson, A.: Theory and observation of electromagnetic ion cyclotron triggered
556 emissions in the magnetosphere, *J. Geophys. Res.*, 115, A07234,
557 <https://doi.org/10.1029/2010JA015300>, 2010.

558 Patel, S., Varma, P., and Tiwari, M. S.: Electromagnetic ion cyclotron waves in multi-ions hot
559 anisotropic plasma in auroral acceleration region-particle aspect approach, *Earth Moon Planets*, 109,
560 29–41, <https://doi.org/10.1007/s11038-012-9400-4>, 2012.

561 Pierrard, V. and Lazar, M.: Kappa Distributions: Theory and Applications in Space Plasmas,
562 *Sol. Phys.*, 267, 153–174, <https://doi.org/10.1007/s11207-010-9640-2>, 2010.

563 Sugiyama, H., Singh, S., Omura, Y., Shoji, M., Nunn, D., and Summers, D.: Electromagnetic
564 ion cyclotron waves in the Earth's magnetosphere with a kappa-Maxwellian particle distribution, *J.*
565 *Geophys. Res. Space Phys.*, 120, 8426–8439, <https://doi.org/10.1002/2015JA021346>, 2015.

566 Summers, D. and Thorne, R. M.: The modified plasma dispersion function, *Phys. Fluids B*
567 *Plasma Phys.*, 3(7), 1835–1847, <https://doi.org/10.1063/1.859653>, 1991.

568 Usanova M. E., Drozdov A., Orlova K., Mann I. R., Shprits Y., Robertson M. T., Turner D. L.,
569 Milling D. K., Kale A., Baker D. N., Thaller S. A., Reeves G. D., Spence H. E., Kletzing C., Wygant
570 J.:Effect of EMIC waves on relativistic and ultrarelativistic electron populations: Ground-based and
571 Van Allen Probes observations, *Geophys. Res. Lett.*, **41**, 1375–1381,
572 <https://doi.org/10.1002/2013GL059024>, 2014.

573 Vasyliunas, V. M.: Survey of low-energy electrons in the evening sector of the magnetosphere
574 with OGO 1 and OGO 3, *J. Geophys. Res.*, 73(9), 2839, <https://doi.org/10.1029/JA073i009p02839>,
575 1968.

576 Xiao, F., Zhou, Q., He, H., Zheng, H., and Wang, S.: Electromagnetic ion cyclotron waves
577 instability threshold condition of suprathermal protons by kappa distribution, *J. Geophys. Res.*, 112,
578 A07219, <https://doi.org/10.1029/2006JA012050>, 2007.

579 Xue, S., Thorne, R. M., and Summers, D.: Electromagnetic ion-cyclotron instability in space
580 plasmas, *J. Geophys. Res.*, 98(A10), 17475–17484, <https://doi.org/10.1029/93JA00790>, 1993.

581 Xue, S., Thorne, R. M., and Summers, D.: Growth and damping of oblique electromagnetic ion
582 cyclotron waves in the Earth's magnetosphere, *J. Geophys. Res.*, 101(A7), 15457–15466,
583 <https://doi.org/10.1029/96JA01088>, 1996 a.

584 Xue, S., Thorne, R. M., and Summers, D.: Parametric study of electromagnetic ion cyclotron
585 instability in the Earth's magnetosphere, *J. Geophys. Res. Space Phys.*, 101(A7), 15467–15474,
586 <https://doi.org/10.1029/96JA01087>, 1996 b.

587 Yan, G., Shen, C., Liu, Z., and others: Solar wind transport into the magnetosphere caused by
588 magnetic reconnection at high latitude magnetopause during northward IMF: Cluster-DSP conjunction
589 observations, *Sci. China Ser. E Technol. Sci.*, 51, 1677–1684, [https://doi.org/10.1007/s11431-008-](https://doi.org/10.1007/s11431-008-0260-0)
590 0260-0, 2008.