

Relativistic Kinematic Effects in the Interaction Time of Whistler-Mode Chorus Waves and Electrons in the Outer Radiation Belt

Livia R. Alves¹, Márcio E.S. Alves^{2,*}, Lúcia A. da Silva^{1,3}, Vinicius Deggeroni¹, Paulo R. Jauer^{1,3}, and David G. Sibeck⁴

¹National Institute for Space Research (INPE), Sao Jose dos Campos-SP-Brazil

²Universidade Estadual Paulista (UNESP), Instituto de Ciência e Tecnologia, São José dos Campos, SP, 12247-004, Brazil

*Also at Universidade Estadual Paulista (UNESP), Faculdade de Engenharia e Ciências de Guaratinguetá, Departamento de Física e Química, Guaratinguetá, SP, 12516-410, Brazil.

³State Key Laboratory of Space Weather, National Space Science Center, Chinese Academy of Sciences

⁴NASA Goddard Space Flight Center, Greenbelt, MD, USA

Correspondence: Livia Alves (livia.alves@inpe.br)

Abstract. Whistler-mode chorus waves propagate outside the plasmasphere, interacting with energetic electrons in the outer radiation belt. This leads to local changes in the phase space density distribution due to energy or pitch angle diffusion. The wave-particle interaction time (T_r) is crucial in estimating time-dependent processes as the energy and pitch angle diffusion. Although the wave group and particle velocities are a fraction of the speed of light, the kinematics description of the wave-particle interaction for relativistic electrons usually considers the relativistic Doppler shift in the resonance condition and relativistic motion equation. This relativistic kinematics description is incomplete. In this paper, we add to the literature a complete relativistic description of the problem that relies on the relativistic velocity addition (between the electron and the wave) and the implications of the different reference frames in the estimates of the interaction time. We use quasi-linear test particle equations and the special relativity theory applied to whistler-mode chorus waves parallel propagating in cold plasma magnetosphere interaction with relativistic electrons. Also, we consider that the resonance occurs in the electron's reference frame. At the same time, the result of such interaction and their parameters are measured in the local inertial reference frame of the satellite. The change pitch angle and the average diffusion coefficient rates are then calculated from the relativistic interaction time. The interaction time equation is consistent with previous works in the limit of non-relativistic interactions (T_{nr}). For the sake of application, we provide the interaction time and average diffusion coefficient D_{aa} for four case studies observed during the Van Allen Probes era. Our results show that the interaction time is generally longer when applying the complete relativistic approach, considering a non-relativistic calculation. From the four case studies, the ratio T_r/T_{nr} varies in the range 1.7 – 3.0, and D_{aa}/D_{aa}^{nr} in the range 1.9 - 5.4. Accurately calculating the interaction time with full consideration of Special Relativity can enhance the modeling of the electron flux in Earth's outer radiation belt. Additionally, the change in pitch angle depends on the time of interaction, and similar discrepancies can be found when the time is calculated with no special relativity consideration. The results described here have several implications for modeling relativistic outer radiation

belt electron flux resulting from the wave-particle interaction. Finally, since we considered only one wave-cycle interaction, the average result from some interactions can bring more confident results in the final flux modeling.

Copyright statement. TEXT

25 1 Introduction

The inner magnetosphere's outer radiation belt is filled mainly with electrons in a broad energy range, from tens of keV to MeV, distributed in several pitch angles. In the equatorial region, the loss cone instability (for a detailed description, see Lakhina et al. (2010) and references therein) caused by the electron's source population (tens of eV to tens of keV) anisotropy, produce whistler-mode chorus waves (Tsurutani and Smith, 1974, 1977; Shprits et al., 2007, 2008; Lakhina et al., 2010; Lam et al., 30 2010; Tsurutani et al. , 2013). Chorus waves are very low frequency (VLF) (from hundreds of Hz to a few kHz) in whistler mode and propagate as discrete wave packets.

In the magnetosphere, the whistler-mode chorus waves can be observed either at low frequency, i.e., $0.1\Omega_{ce} < \omega < 0.5\Omega_{ce}$ (when the emission occurs in frequencies lower than half the electron gyrofrequency (Ω_{ce})) and high frequency ($0.5\Omega_{ce} < \omega < 0.9\Omega_{ce}$) (Artemyev et al., 2016). At the frequency $\omega = 0.5\Omega_{ce}$, chorus waves are likely to interact with low-energy electrons 35 due to Landau resonance, which causes damping (Tsurutani and Smith, 1974; Bortnik et al. , 2006). The wave vector can be oriented quasi-parallel to the ambient magnetic field ($\theta \leq 45^\circ$) when exhibiting right-handed circularly polarized emission (Artemyev et al., 2016), or oblique ($45^\circ < \theta \leq 50^\circ$), and very oblique ($\theta > 50^\circ$) to the ambient magnetic field (Artemyev et al., 2016; Hsieh et al., 2020, 2022, and references therein). In the latter case, the electric field is elliptically polarized (Verkhoglyadova et al., 2010).

40 Chorus waves are observed outside the plasmasphere, mainly at the dawn side of the magnetosphere. Often, they interact with the electrons seed population (hundreds of keV) and accelerate them to MeV energies (Thorne et al., 2005; Tu et al., 2014; Santolik et al., 2009; Reeves et al., 2003; Reeves et al. , 2013; Jaynes et al. , 2015; Da Silva et al., 2021; Lejosne et al. , 2022; Hua et al. , 2022) or diffuse in pitch angle scattering (Horne and Thorne, 2003a; Horne et al., 2003b; Alves et al., 2016; Zhang et al., 2017; Liu et al., 2020; Guo et al., 2021), which may cause electrons to precipitate into the atmosphere. The wave-particle 45 interaction succeeds when the resonance condition is satisfied, which implies a balance among the wave frequency, electron's energy, plasma density, and ambient magnetic field strength (ω_{pe}/Ω_e), as shown by Horne et al. (2003b).

In the magnetosphere, the kinematics description of the wave-particle interaction for relativistic electrons usually considers the relativistic Doppler shift in the resonance condition (e.g., Thorne et al. 2005, Summers et al. 1998) and the relativistic motion equation (e.g., Omura, 2021). Often, the resonant kinetic energy of the electrons results from the resonance condition 50 and the motion equation, together with the wave group velocity (e.g., Omura, Y. , 2021; Hsieh et al., 2022; Summers et al., 2012; Glauert and Horne , 2005; Lyons et al., 1972). The wave-particle interaction time (T_r) is a crucial parameter in estimating time-dependent processes as the energy and pitch angle diffusion coefficients (Walker, 1993; Lakhina et al., 2010; Tsurutani et

al. , 2013; Hsieh et al., 2020, 2022), however, the relativistic kinematics description mentioned above is incomplete to calculate this parameter. In this paper, we add to the latter approach a complete relativistic description of the problem: the relativistic velocity addition (between the electron and the wave) and the implications of the different reference frames in the estimates of the change in pitch angle and the diffusion coefficient.

We calculate the parameters for four case studies to give a quantitative comparison between the complete relativistic description and a non-relativistic approach (used here as an approximation to calculate the interaction parameters). The interaction time is calculated using the test particle equations (Tsurutani and Smith, 1974; Lakhina et al., 2010; Horne et al., 2003b; Bortnik et al., 2008) along with the special relativity theory applied to whistler-mode chorus waves propagating in cold plasma magnetosphere (where group velocity is $0.3c$ to $0.5c$) and energetic electrons (with energy ~ 0.1 to 2 MeV). We consider that the resonance occurs in the electron's reference frame. At the same time, the result of such interaction and their parameters are measured in the local inertial reference frame of the satellite.

We considered parallel propagating whistler-mode chorus waves linearly interacting with relativistic electrons to derive first the group velocity equation, then the resonant relativistic kinetic energy, and finally the interaction time. Thus, we calculate the change pitch angle and the diffusion coefficient rates. We use the Van Allen Probes measurement of wave parameters, ambient magnetic field, density, electron fluxes, and equatorial pitch angle to apply the interaction time equation. A complete calculation of these parameters can improve relativistic outer radiation belt electron flux variation models.

2 Wave-particle interaction in the Radiation Belt

2.1 Group velocity for parallel and oblique propagation

The inner magnetosphere plasma density is a fundamental parameter to determine the wave dispersion relation (and group velocity) involved in the Doppler shift cyclotron resonance condition (see density implications to the resonant diffusion surfaces, e.g., Horne and Thorne, 2003a). Recent space missions have provided density measurement with a confidence level of 10% under quiet geomagnetic conditions (Zhelavskaya et al., 2016). Outside the plasmasphere, while magnetospheric convection increases, the plasma density can vary from very low density ($\sim 1 \text{ cm}^{-3}$) to increased density values ($\sim 50 \text{ cm}^{-3}$). Despite, Lakhina et al. (2010); Tsurutani and Lakhina (1997) estimated the change in pitch angle for non-relativistic electrons and chorus waves, both propagating parallel to the ambient magnetic field in a dense plasma, i.e., $X \gg Y^2$, it is still remaining an estimate for low-density plasma condition such as observed by recent missions. Several works have shown that plasma density varies due to the magnetospheric activity under different solar wind drivers (e.g., see discussions at Li et al., 2014; Sicard-Piet et al., 2014; Allison et al., 2021), leading to an additional difficulty in imposing simplifications in the calculation of parameters related to the ambient electron plasma density. In this work, we are interested in whistler-mode chorus waves, which occur in frequencies higher than the ion cyclotron frequency; besides the wave-particle interaction outside the plasmasphere, the dispersion relation for this case is obtained from the solution of the Appleton-Hartree equation (Bittencourt, 2004). Thus, the whistler-mode chorus wave group velocity in the magnetosphere is calculated by the solution of the dispersion relation $\eta(\omega) = kc/\omega$ in a cold plasma, neglecting ions contributions

$$\eta(\omega) = \left[1 - \frac{X(1-X)}{(1-X) - \frac{1}{2}Y^2 \sin^2 \theta + \sqrt{(\frac{1}{2}Y^2 \sin^2 \theta)^2 + (1-X)^2 Y^2 \cos^2 \theta}} \right]^{1/2}, \quad (1)$$

where $X = \omega_{pe}^2/\omega^2$, $Y = \Omega_{ce}/\omega$, with ω_{pe} is the plasma frequency and θ is the wave normal angle (WNA). The WNA is defined as the angle between the wave vector \mathbf{k} and the ambient magnetic field \mathbf{B}_0 . The positive signal in the square root in the denominator is chosen because we consider the ordinary right circularly polarized (RCP) wave propagation mode (Helliwell, 1965). We take the derivative of Eq. (1) to evaluate the group velocity ($v_g \equiv d\omega/dk$) for a given whistler-mode chorus wave propagating at a given angle, such that θ can be chosen among parallel, quasi-parallel and oblique classification, related to the ambient magnetic field in any plasma density

$$\frac{v_g}{c} = \frac{1}{\eta + \omega d\eta/d\omega}. \quad (2)$$

For whistler-mode chorus waves propagating outside plasmopause, where density can vary from ~ 1 to $\sim 20 \text{ cm}^{-3}$, the usual high-dense plasma approximation (e.g., see Bittencourt, 2004; Artemyev et al., 2016) is often inconvenient under disturbed geomagnetic conditions. Thus, we solve Eq. (2) for low electron density conditions. The wave group velocity and the maximum wave propagation frequency are significantly lowered as the WNA becomes oblique, as shown in Figure 1 because the ambient refractive index is not isotropic.

2.2 Wave-particle cyclotron resonance condition

The whistler-mode chorus waves are generated near the geomagnetic equator, where they are often observed propagating at frequency ω , parallel to the field lines (Tsurutani and Lakhina, 1997; Santolik et al., 2009; Lakhina et al., 2010). Also, oblique chorus waves are observed at high latitudes (Omura, Y., 2021; Artemyev et al., 2016) and can resonantly interact with electrons elsewhere (Mourenas et al., 2015).

Electrons undergoing a bouncing motion parallel to the magnetic field lines see a relativistic Doppler shift in the wave frequency from its frame of observation

$$\omega - \mathbf{k} \cdot \mathbf{v}_e = n \frac{\Omega_{ce}}{\gamma(v_e)}, \quad (3)$$

where the vector \mathbf{v}_e is the electron velocity and $\gamma(v_e) = (1 - v_e^2/c^2)^{-1/2}$. The resonant cyclotron harmonics are given by the integer number n , with $n = 0$ corresponding to the Landau resonance condition. The gyrofrequency low-order harmonics $n = \pm 1, 2, 3, 4, 5, \dots$ are often observed for oblique wave vector propagation (Artemyev et al., 2016; Orlova et al., 2012; Subbotin et al., 2010; Lorentzen et al., 2001). If they are positive, the resonance is said to be normal; otherwise, it is anomalous (Tsurutani and Lakhina, 1997). The pitch angle scattering and energy diffusion occur when whistler-mode chorus wave group velocity and the relativistic electron propagation velocity fulfill the resonance condition in Eq. (3) (Tsurutani and Lakhina, 1997; Shprits et al., 2008; Lakhina et al., 2010).

The scalar product in Eq. (3) is calculated for an electron resonant speed and wave propagating in a dispersive media with phase (group) velocity given by Eq. 1 (2). Henceforth, we consider linear wave-particle interactions, in which parallel whistler-mode chorus waves propagate in the same direction to the electron's velocity vector or opposite to it. From Eq. (3), we can obtain the electron speed for which the resonant condition is fulfilled in terms of the wave and plasma parameters. We call this the resonant relativistic electron's speed

$$\frac{v_e}{c} = \frac{\eta \cos \delta + (n\Omega_{ce}/\omega)[\eta^2 \cos^2 \delta + (n^2\Omega_{ce}^2/\omega^2 - 1)]^{1/2}}{\eta^2 \cos^2 \delta + n^2\Omega_{ce}^2/\omega^2}. \quad (4)$$

Measured in the satellite reference frame. In the above equation, δ is the angle between the wave and electron velocity vectors. It equals α or $\pi - \alpha$ for co-propagating and counter-propagating waves, respectively. The dispersion relation $\eta(\omega)$ is chosen according to the application. Here we consider the dispersion relation given by Eq. (1). In plasma wave propagation, the electron plasma density is a determinant parameter in calculating wave group velocity. Though, obtaining wave group velocity from the Appleton-Hartree solution in this environment can be challenging (Anderson et al., 1992). We use plasma density data from the EMFISIS instrument (Kletzing et al., 2013) onboard the Van Allen Probes Mission to calculate the wave-particle time of interaction. However, a more precise measurement is still challenging. The Van Allen Probes in situ measurements (ambient density, magnetic field) are used in Eq. (4) to calculate typical values of the resonant kinetic energy

$$K_{res} = \frac{mc^2}{\sqrt{1 - v_e^2/c^2}} - mc^2, \quad (5)$$

of electrons that resonantly interact with the wave frequency in a given plasma condition and wave propagation direction. The resonance condition allows for different harmonics, represented by n , to fulfill the condition shown in Eq. 3 (see, e.g., Camporeale (2015) for a discussion of resonant interaction). For a matter of example, we choose to solve Eq. 5 for the parallel whistler-mode chorus waves counter-propagating and co-propagating to the electron's velocity vector. The equatorial electron pitch angle in this example is 40° . In Figure 2, the resonant kinetic energies are calculated for the gyrofrequency harmonic $n = +5$, ambient magnetic field $B_0 = 150$ nT, and electron plasma density $n_e = 2.0 \text{ cm}^{-3}$. From Eq. (4), we can obtain the equation presented by Summers et al. (2012) if we use their notation¹ $v_e = v_R + v_\perp$.

3 Relativistic interaction time

The wave-particle interaction holds as the resonance condition prevails; after that, the interaction is ended. Thus, the interaction time T can be defined as the time elapsed by the resonant electron passing through the wave subelement with duration τ (Hsieh et al., 2020; Lakhina et al., 2010). Alternatively, one can also define it as the time needed for the phase difference between the wave and particle to change by 1 rad (Tsurutani and Lakhina, 1997; Walker, 1993). In the following calculations, we consider the former definition.

In order to calculate the interaction time, one needs to define two reference frames to work on a relativistic kinematic scenario. The first one is the satellite frame (S) in which the measurement of the relevant physical quantities (including T)

¹In our notation $v_R = v_{gc}$. For further details, see section 3.

takes place, and the second one is the frame of the electron guiding center (S') in which the interaction occurs (see Figure 3).

145 In this article, we consider the definition of the electron guiding center as the center of a circular orbit around the magnetic field line (Baumjohann and Treumann, 1997). To justify the use of an inertial frame associated with the satellite, consider, for instance, the maximum acceleration achieved by the satellite at the perigee (data from satellite orbit can be found, e.g., at Mauk et al. (2013)), it is 8.2 m s^{-2} . The interaction time between the electron and the wave is of the order of 10^{-3} s . Since the period of the satellite is 537.1 min, its acceleration is nearly constant during the interaction. Therefore, the change in the speed
150 of the satellite in its orbit during one interaction time is around $8.2 \times 10^{-3} \text{ m/s}$ which is six orders of magnitude smaller than the speed of the satellite at the perigee 9,8 km/s. Similarly, the spin period of the satellite is 11 s (Breneman et al., 2022), which leads to a change in angle of about 1.8 arcmin through the interaction time relative to one wave cycle. Thus, for the purposes of the present article, it is reasonable to consider the satellite as an inertial reference frame during the interaction time relative to one wave cycle. Moreover, it is a standard approach in the literature to consider the satellite as an inertial reference frame.

155 The relative velocity between S and S' is the electron guiding center velocity v_{gc} . The guiding center electron velocity is related to the electron's speed by the pitch angle α by the relation $v_{gc} = v_e \cos \alpha$. Since v_{gc} is parallel to the ambient magnetic field \mathbf{B}_0 , the angle between v_{gc} and the wave vector coincides with the WNA given by θ . In S' the interaction time can be written as

$$T' = \frac{L'}{v'_g}, \quad (6)$$

160 where L' and v'_g are the wave subelement's scale size and the wave's group velocity in this same frame. If v_{gc} is much smaller than the speed of light, one can relate the group velocity in both frames v'_g and v_g simply by the vector addition formula of v_g and v_{gc} . However, in the general case for which the electrons are relativistic, this is no longer true, and one needs to use the relativistic formula of the addition of velocities (for a description of the relativistic addition of velocities, see e.g., Chapter 11 in Jackson, J. D. (1999)). Therefore, we have

$$165 \quad v'_g = \frac{\sqrt{v_g^2 + v_{gc}^2 - 2v_g v_{gc} \cos \theta - \left(\frac{v_g v_{gc} \sin \theta}{c}\right)^2}}{1 - \frac{v_g v_{gc}}{c^2} \cos \theta}, \quad (7)$$

where θ is the angle (in the S frame) between v_g and v_{gc} .

Another relativistic effect to consider in the transition from one frame to another is the Lorentz-FitzGerald contraction. If L_0 is the scale size of the wave in its proper reference frame, in the S' frame, we have

$$L' = \frac{L_0}{\gamma(v'_g)}, \quad (8)$$

170 where the Lorentz factor is

$$\gamma(v'_g) = \frac{1}{\sqrt{1 - \frac{v'^2_g}{c^2}}}. \quad (9)$$

In the same fashion, the scale size of the wave in the S frame is

$$L = \frac{L_0}{\gamma(v_g)}, \quad (10)$$

and after combining the Eqs. (8) and (10) we obtain

$$175 \quad L' = \frac{\gamma(v_g)}{\gamma(v'_g)} L. \quad (11)$$

Notice that if we have, for instance, $v'_g > v_g$, the subelement's wave scale size in the S' frame is smaller than the scale size measured in the satellite frame. The difference between the two sizes is more considerable as the electron's speed is higher.

Substituting the above equation in Eq. (6) we have

$$T' = \frac{\gamma(v_g)}{\gamma(v'_g)} \frac{L}{v'_g}. \quad (12)$$

180 Finally, the time dilation effect is the third relativistic kinematic effect. The interaction time in the S frame can be obtained from the above expression in the S' frame by multiplying the Eq. (12) by a new Lorentz factor $\gamma(v_{gc})$. The final equation is

$$T = \frac{\gamma(v_{gc})\gamma(v_g)}{\gamma(v'_g)} \frac{L}{v'_g}. \quad (13)$$

Therefore, if we use the Eq. (7) together with the Eq. (13), we obtain the expression of the interaction time with all quantities measured in the S frame. The final expression contemplates all the relativistic kinematic effects.

185 Additionally, a comparison of the time of interaction calculated through Eq. (13) with the time calculated without considering any relativistic correction is shown in Figure 4 for parallel propagating waves and 80° pitch angle electrons. According to our results, the non-relativistic time is under-estimated even for low-energy electrons. This happens due to the wave group velocity being very high in the magnetospheric density conditions. Thus the relativistic addition velocity should be considered whatever the resonant electron energy.

190 The influence of these three relativistic kinematic effects on the time of interaction can be analyzed by plotting each term in Eq. (13) as a function of the electron resonant energy or wave frequency (not shown). Regarding the contribution of each term, we obtain that the main contribution comes from the L/v'_g ratio, which differentiates from the non-relativistic equation by the relativistic velocity addition (v'_g). Moreover, the difference in time due to the γ factor is 20% for parallel wave propagation at any resonant electron energy, and it becomes more significant at kinetic energy higher than 1 MeV.

195 4 Case studies: application of interaction time to estimate the change in pitch angle and diffusion coefficient rates

4.1 Calculations of the change in pitch angle and diffusion coefficient rates

The interaction time derived in the last section is usually longer than that calculated without a more complete relativistic description, as shown in the example of Figure 4. In this section, we compare the complete relativistic description and the non-relativistic interaction time, applied to calculate the pitch angle diffusion coefficient (D_{aa}) computed from the change in
200 pitch angle. The change in pitch angle can be calculated using the test-particle approach as done by Tsurutani and Lakhina (1997) and later on, Lakhina et al. (2010).

Let us start with the Lorentz equation

$$\frac{d\mathbf{p}}{dt} = q_e (\mathbf{E} + \mathbf{v}_e \times \mathbf{B}), \quad (14)$$

where \mathbf{B} is the sum of the wave magnetic field \mathbf{B}_w and the ambient magnetic field \mathbf{B}_0 , the wave electric field is $\mathbf{E} =$
 205 $(\omega/k)\mathbf{B}_w \times \hat{k}$, $q_e = -e$ and $\mathbf{p} = \gamma(v_e)m_e\mathbf{v}_e$ are the electron charge and momentum respectively. For the WNA, let us consider
 the simple case for which $\theta = 0$. Considering \mathbf{B}_0 in the $+z$ direction of a local Cartesian coordinate system associated with
 the S frame we have the following components of the Eq. (14)

$$\frac{dp_x}{dt} = q_e \left[\frac{\omega}{k} B_y + (v_y B_0 - v_z B_y) \right], \quad (15)$$

$$210 \quad \frac{dp_y}{dt} = q_e \left[-\frac{\omega}{k} B_x - (v_x B_0 - v_z B_x) \right], \quad (16)$$

$$\frac{dp_z}{dt} = q_e (v_x B_y - v_y B_x). \quad (17)$$

The electron momentum can be written as $\mathbf{p} = \mathbf{p}_\perp + \mathbf{p}_\parallel$ where $\mathbf{p}_\perp \equiv p_x \hat{i} + p_y \hat{j}$ is the momentum orthogonal to the ambient
 magnetic field and $\mathbf{p}_\parallel \equiv p_z \hat{k}$ is parallel to it. Therefore, the pitch angle can be obtained from $\tan \alpha = p_\perp / p_\parallel$ and we obtain the
 215 following formula for a small change in α

$$\Delta \alpha = \frac{p_\parallel \Delta p_\perp - p_\perp \Delta p_\parallel}{p^2}. \quad (18)$$

Combining Eqs. (15), (16) and (17) with the above equation, it is straightforward to show that

$$\Delta \alpha = \frac{q_e B_w \sin \phi}{\gamma(v_e) m_e} \left(\frac{\omega \cos \alpha}{k v_e} - 1 \right) \Delta t, \quad (19)$$

where ϕ is the angle between the wave magnetic field and the orthogonal component of the electron momentum.

220 If we further consider a resonant interaction, as given by Eq. (3), we finally obtain a fully relativistic equation for a small
 change in the pitch angle due to a wave-particle interaction

$$\Delta \alpha = \frac{\Omega_{ce}}{\gamma(v_e)} \frac{B_w}{B_0} \sin \phi \left[\frac{\omega \cos^2 \alpha}{(n\Omega_{ce}/\gamma(v_e) - \omega)} + 1 \right] \left[\Gamma \frac{v_g}{v'_g} \right] \tau, \quad (20)$$

where we used the definition $\Gamma \equiv \frac{\gamma(v_{gc})\gamma(v_g)}{\gamma(v'_g)}$, $\Omega_{ce} \equiv eB_0/m_e$ and $\Delta t = T$ is the time of interaction given by Eq. (13).

Eq. (20) is in the context of quasi-linear regimes for the calculation of change in pitch angle. [The change in the electron's](#)
 225 [pitch angle derived in Eq. \(20\) considers the interaction with one chorus wave subelement with a constant time duration \(\$\tau\$ \).](#)
 It is consistent with the non-relativistic approach such as equation (3.6) in Kennel and Petschek (1966), equation (11) in
 Tsurutani and Lakhina (1997), and equation (11) in Lakhina et al. (2010), which considered the relativistic resonant condition
 and the non-relativistic equation of motion. In the limit for non-relativistic electrons, $\gamma(v_e) \sim 1$ and T_r equal to Δt in Kennel
 and Petschek (1966) and Tsurutani and Lakhina (1997) or to τ in Lakhina et al. (2010). In addition, Allanson et al. (2022)
 230 show the exact equation for pitch angle scattering and second-order equations for weak turbulence and nonlinear regimes.
 However, considering the quasi-linear wave-particle regime, Eq. (20) is similar to Eq. (S3) in Allanson et al. (2022).

The pitch angle diffusion coefficient (D_{aa}) can be estimated from the change in the pitch angle as (Kennel and Petschek , 1966)

$$D_{aa} = \frac{\langle(\Delta\alpha)^2\rangle}{2\Delta t} \quad (21)$$

235 To solve Eq. (21), we considered the time duration of a chorus subelement (τ) is not constant. Santolik et al. (2004), and after Lakhina et al. (2010) expressed the chorus subelement time duration as a power law distribution, such as $\tau^{-\beta}$ in which τ can vary from 1 to 100 ms and the power law index vary in a range of 2-3. In the present estimate, we choose a fixed index (equal to 2) in the power law. **The pitch angle diffusion coefficient averaged in time duration of the whistler mode chorus waves emphasizes the relevance of the interaction time in the calculation. As a consequence of such construction, a limitation**
 240 **of this approach is that other averaged effects, such as spectrum fluctuation (Kennel and Petschek, 1966) or random phase (Li et al., 2015), bounce-orbit (Lyons et al., 1972; Glauert and Horne, 2005), and ensemble contributions (Tao et al., 2011, 2012), affecting the pitch angle diffusion coefficient have to be considered separated.** Then, we estimate the average $\langle D_{aa} \rangle$ from the average $\langle \Delta\alpha \rangle$ for four case studies described in the following.

4.2 Case studies analysis

245 The ambient magnetic field magnitude (B_0), electron plasma density (n_e), wave frequency (f_w), wave magnetic field maximum amplitude (B_w), and one wave cycle period (τ) are the input parameters used in the estimation of resonant kinetic energy (Eq. 5), the relativistic interaction time (T_r) (Eq. 13), the change in pitch angle (Eq. 20), and the pitch angle diffusion coefficient (D_{aa}) (Eq. 21). The inputs and results are summarized in Table 1 for the studied cases 1, 2 (Tu et al., 2014), and 3 and 4 (Liu et al., 2020; Guo et al., 2021). Besides T_r and D_{aa} calculated using the special relativity theory approach, we compare the results
 250 with a non-relativistic approach for the determinant parameters T_{nr} and D_{aa}^{nr} .

The Van Allen Probes provide in situ measurement from the ambient plasma, relativistic electrons and wave parameters (see instrument details at the Appendix). For the four case studies, we plot the time evolution of the radial phase space density (PSD) profiles at inbound/outbound regions of the probes A or B, that allows the identification of the local relativistic electron loss and/or local low-energy acceleration (in a given L^*) in the outer radiation belt. These measurements are analyzed concomitant
 255 with whistler-mode chorus wave activities to investigate local contribution of pitch angle diffusion driven by whistler-mode chorus waves to the electron flux variability. The pitch angle diffusion are due wave-particle interaction. The (anti)parallel propagating chorus wave can interacts with relativistic electrons from different energies through at least one wave cycle τ . The several electrons' energy are allowed to participate in the interaction because of the harmonic resonant number n on the left-hand side of Eq. 3 (see Allison et al., 2021, and references therein).

260 The four case studies are described in a sequence of three figures each. These plots shows the ambient plasma and wave parameters used in the calculations, and also the PSD analyses. The sequence of plots are described in the following. First, Figures 5, (A1 and D1) show from top to bottom, the whistler-mode chorus waves spectrum, the interpolated 1.8 MeV electron flux pitch angle distribution, the relativistic and low energy electron stacked fluxes, the magnitude of the ambient magnetic

field, and the local plasma density. Second, Figure 6 (B1 and E1) show from panels (b)-(e), respectively the whistler-mode
 265 chorus waves' ellipticity, planarity, wave normal angle, and the polar angle of Poynting vector. The wave parameters were
 calculated according to Santolik et al. (2003) and the ambient electron density was provided according to Zhelavskaya et al.
 (2016). Finally, Figures 7, (C1 and F1) show the time evolution of PSD ($[c/(cmMeV)]^3 sr^{-1}$) as a function of L^* calculated
 through the magnetic field model (TS04) (Tsyganenko and Sitnov, 2005) for $\mu = 200$ MeV/G and 700 MeV/G. The values
 of μ correspond to electron energy of 0.37 and 0.92 MeV, respectively, at $L^* = 5$. In these figures, we can identify the order
 270 of magnitude and energy level of the events at the same period when chorus waves are observed. In all the case studies, the
 whistler-mode chorus wave events were selected regarding their ellipticity ($\epsilon \sim 1$), planarity of the magnetic field polarization
 (≥ 0.8), wave normal angle (WNA ~ 0), and Poynting vector orientation ($\sim 0^\circ$ or 180°). The shaded area in the plots shows
 the in situ parameters used in calculations summarized in Table 1.

In cases 1 (08 October 2012 from 22:00 to 22:30 UT, Figures 5 and 6) and 2 (29 June 2012 at 11:00 UT, Figures A1 and
 275 B1), we consider the plasma parameters measured by the probe A as it closes to the perigee, where the ambient magnetic field
 is higher than in the apogee, but the plasma density is low. Under these conditions, the bouncing 1 MeV electrons can interact
 with the 2 kHz whistler-mode chorus waves as they propagate parallel and antiparallel to each other. The chorus subelement
 was chosen in case 1 (2) in the instant concomitant with the change in the 57-1800 (1800) keV electron flux energy levels.

To confirm the local variations of the electron flux concomitant with chorus activity, we analyze the PSD for case 1 (2). Figure
 280 7 shows two significant locally growing electron PSD peaks at $L^* = 4.3$ and fixed $\mu = 200$ MeV/G and $\mu = 700$ MeV/G, above
 370 keV (see green and magenta curves in panels left and right). A local electron flux decrease between $L^* = 3.9$ and 4.3 is
 observed near 06:09 UT on 2012/10/09 for energies close to 0.6 MeV (see the black curve in panel left), while for energies
 from above 0.6 MeV is observed a slight electron flux increase (black curve the panel right). Case 2 is shown in Figure C1. It
 presents a local loss of electrons from 9:06 UT close to $L^* = 4.6$ and fixed $\mu = 200$ and 700 MeV/G (blue curve in panel left
 285 and right), which can be caused by the pitch angle scattering driven by chorus waves. Curiously, the electron acceleration is
 observed from 9:06 UT at $L^* \leq 4.2$ for both fixed μ , with a major proportion in $\mu = 700$ MeV/G.

Once the wave-particle interaction is confirmed, we proceed to the calculation of T_r , and thus the D_{aa} , as shown in Table
 1. In cases 1 and 2, the relativistic interaction time can be 3 times higher than the non-relativistic calculation, i.e., T_r/T_{nr}
 varies from 1.7 to 3.0. Since the electron plasma frequency ratio is low ($2.0 \leq \omega_{pe}/\Omega_{ce} \leq 3.3$), the whistler-mode chorus
 290 wave-particle interaction is favored (Horne et al., 2003b), so the D_{aa} reaches up to $\sim 8s^{-1}$. According to our calculation, if
 the non-relativistic approach is used just for one wave cycle, it may lead D_{aa} to an underestimation of 20%, as obtained for
 the ratio D_{aa}/D_{aa}^{nr} calculated for the antiparallel (parallel) case 1 (2).

In cases 3 and 4 (observed on 22 December 2014, shown in the shaded areas in Figure D1 at 02:30 UT and 06:00 UT),
 the ambient magnetic field is lower than the previous cases, as the probe A travels to the apogee. The probe A shows a minor
 295 decrease at the 60° equatorial pitch angle relativistic outer radiation belt electron flux, concomitant to low-intensity chorus
 waves detected in the $0.1\Omega_{ce} < \omega < 0.45\Omega_{ce}$ (and at $\omega < 0.1\Omega_{ce}$, in case 4) frequency range. Figure E1 panels (b) and (c),
 show that the waves found a denser magnetosphere (see Table 1), thus the wave group velocity is lowered, compared to the
 previous events. The WNA in panel (d) remained close to zero, indicating parallel or antiparallel propagation to the ambient

magnetic field line. Also, the polar angle of the Poynting vector in panel (e) confirms an alternation between anti-parallel
300 propagation (180°) in the shaded region for case 3, and quasi-parallel (0°) propagation in case 4.

Additionally, in Figure F1 the PSD analysis presented shows the local electron flux decrease close to $L^* = 5$ ($\mu = 200$ MeV/G) and $L^* = 4.5$ ($\mu = 700$ MeV/G) near 21:42 UT on 2014/12/21 (blue curves in panels a and b). An expressive electron flux decrease (more than three orders of magnitude) is observed again near 02:12 UT on 2014/12/22 for energies from 0.37 MeV (green curves in panels a and b). This second electron flux decrease is also discussed in Figure D1.

305 The ratio T_r/T_{nr} , in cases 3 and 4 for (anti)parallel propagation, are in the range ~ 1.7 and 2.6 , respectively. Despite these cases, the wave group velocities being lower than and the electron plasma frequency ratio ($\omega_{pe}/\Omega_{ce} \geq 7$) being higher than the previous cases, the relativistic approach is an important consideration to improve the diffusion coefficient rates since D_{aa}/D_{aa}^{nr} still significant, reaching ~ 5 in a case study with a lower wave group velocity.

5 Conclusion

310 In this article, we consider the kinematics of Special Relativity to derive a consistent formula to calculate the interaction time equation applied to the wave-particle interaction between whistler-mode chorus waves and high-energy electrons. In the magnetosphere, the whistler wave's group velocity magnitude reaches a fraction of the speed of light. As these waves propagate, they can interact with high-energy electrons bouncing in the magnetic field lines. This problem pertains to the domain of Special Relativity, as it involves high magnitudes of velocities in the interactions. Several previous works described
315 the wave-particle interaction using a quasi-linear theory for propagating waves interacting with non-relativistic (such as Kennel and Petschek (1966); Walker (1993); Tsurutani and Lakhina (1997)) and relativistic electrons (Hsieh et al. (2022); Lakhina et al. (2010); Horne et al. (2003b)). However, relativistic kinematics is not thoroughly described. In this context, we use first-order solutions such as those done by Lakhina and Tsurutani, 2010 aiming to improve the calculation of the interaction time in a quasi-linear wave-particle interaction regime.

320 Through the derivation, we considered that the wave-particle interaction occurs in the electron's reference frame, and the change in electron flux pitch angle is measured in the satellite reference frame. Also, the scale factor length contraction and the time dilatation effects are considered to relate the parameters from one reference frame to the other, as well as the relativistic transformation of velocities.

Considering four case studies, we used the equations derived in Sections 2, 3, and 4 to compare the magnitude of the
325 interaction time and the pitch angle scattering diffusion coefficient calculated with a complete relativistic description and a non-relativistic approach. Results for this set of events show that the complete relativistic calculation lead to an interaction time (T_r) up to 3 times longer than the non-relativistic approach. Furthermore, D_{aa} can be up to 5 times higher when a complete relativistic approach is used to compute the estimation.

In addition, the interaction time significantly depends on the wave group velocity and the relativistic addition velocity,
330 besides the initial pitch angle and gyrofrequency harmonic. The main difference we observe using a more complete relativistic description is that the interaction time is often longer than that calculated with a non-relativistic description; it can be up

to 3 times longer. Consequently, the diffusion coefficients can be more than 5 times higher compared to a non-relativistic approach. Regarding the applicability of the results shown here, Eq.s (5), (13) and 21 are consistent with the non-relativistic approach previously described by (Kennel and Petschek , 1966; Tsurutani and Lakhina, 1997; Lakhina et al., 2010) for wave-
335 particle interaction in linear regimes. The linear interactions correspond to the most often wave-particle events observed in the magnetosphere since, according to Zhang et al., 2018, the weak turbulence in plasma and non-linear events occurrence rates is around 10 to 15% considering the average occurrence of whistler-mode chorus waves. Moreover, several difficulties arrive in calculating the trapping time in non-linear interactions using in situ measurements (e.g., Omura, 2021; Omura et al., 2013; Omura et al., 2008) since these events have a solution of the wave-particle interaction equation based on, at least, second-order
340 terms in wave amplitude, e.g., Allanson et al., 2022; Artemyev et al., 2023; Omura, 2021; Osmane et al., 2016; Bortnik et al., 2008. Despite the limitations of the presented model, our results (i.e., Eq. (13)) can be applied as a first-order approach to non-linear regimes (e.g., Hsieh et al., 2021) to estimate the interaction time from in-situ measurements. This estimate is relevant to determine the energy gain of electrons undergoing a wave-particle interaction (Hsieh et al., 2021), although the interaction time is known to be shorter than the trapping time (Hsieh et al., 2021; Bortnik et al., 2008).

345 In summary, comparing our results with the Lakhina et al. (2010) methodology for pitch-angle scattering, we find that relativistic effects result in larger pitch-angle diffusion. Our results indicate that more accurate descriptions of pitch-angle scattering by whistler waves (e.g., through the Kennel and Engelman, 1966 or Hamiltonian methods (Artemyev et al., 2021)) can also potentially be significantly affected by the addition of relativistic effects. Accurate calculation of the interaction time with full consideration of Special Relativity can enhance the modeling of the electron flux in Earth's outer radiation belt. This
350 approach improves the estimation of wave-particle interaction time and pitch angle diffusion coefficient.

Data availability. All the data used are available:

ECT: <https://cdaweb.gsfc.nasa.gov/pub/data/rbsp/>

EFW: <http://themis.ssl.berkeley.edu/data/rbsp/efwcmds/>

EMFISIS: <https://emfisis.physics.uiowa.edu/Flight/>

355 **Appendix A: Case studies**

The instruments onboard the Van Allen Probes measuring the case study parameters are: The Electric and Magnetic Field Instrument Suite and Integrated Science (EMFISIS) (Kletzing et al., 2013) provides the chorus waves power spectrum density and other waves parameters. The pitch angle distribution of relativistic electrons is provided by the Relativistic Electron Proton Telescope (REPT) (Baker et al., 2013) and the low-energy electron flux is measured by Magnetic Electron Ion Spectrometer (MagEIS) (Blake et al., 2013). Also, data from the MagEIS instrument onboard Van Allen Probe B, available at
360 <https://rbspgateway.jhuapl.edu/psd>. The Electric Field and Waves Instruments (EFW) (Wygant et al., 2013) provide the ambient magnetic field magnitude.

Cases 1 and 2 are related to the whistler-mode chorus waves magnetic field spectrum, the interpolated 1.8 MeV electron flux pitch angle distribution, the relativistic and low energy electron fluxes, the ambient magnetic field, and the local plasma density. Also, it is shown the whistler-mode chorus waves ellipticity, planarity, WNA – wave Normal angle, and the polar angle of the Poynting vector. The parameters are taken from the period highlighted in the gray-shaded area. They are used to calculate the time of interaction and change in pitch angle for the energy of the resonant electrons shown in Table 1.

Also, for cases 1 and 2, we selected some periods of interest to confirm wave-particle interaction takes place during these events. We show in this section the measurements of the time evolution of phase space density (PSD) radial profiles at fixed first adiabatic invariant, $\mu=200\text{MeV/G}$ and $\mu=700\text{MeV/G}$ and second ($K=0.11\text{G}^1/2\text{RE}$) adiabatic invariant for both inbound and outbound parts of the RBSP-B orbit.

Author contributions. L.R. Alves wrote the paper, evaluated the equations related to the cold plasma waves and resonant kinetic energy, revised the special relativity kinematic equations, and also performed the case studies data analyses based on the Van Allen Probes dataset. M.E.S. Alves wrote the paper, evaluated the special relativity kinematic equations, and revised the cold plasma waves equations. L.A. da Silva revised the paper and performed the Phase Space Density analyses for the outer radiation belt electrons. V. Deggeronni revised the paper, wrote the codes for plotting the whistler-mode chorus waves parameters, and contributed to the case studies data analyses based on the Van Allen Probes dataset. P. Jauer revised the paper and contributed to the discussions of case studies based on the Van Allen Probes dataset. D. G. Sibeck is the Project Scientist of the Van Allen Probes Mission contributing to the manuscript case studies discussions

Competing interests. The authors declare no competing interests are present in the manuscript.

Acknowledgements. We thank the Brazilian Ministry of Science, Technology, and Innovation and the Brazilian Space Agency. L. R. Alves, thanks for the financial support by CNPq through PQ-grant number 309026/2021-0. L.A.S. and P.J. are grateful for financial support from the China-Brazil Joint Laboratory for Space Weather (CBJLSW), National Space Science Center (NSSC), and the Chinese Academy of Science (CAS). This research was also supported by the International Partnership Program of Chinese Academy of Sciences (grants 183311KYSB20200003 and 183311KYSB20200017). L.R. Alves thanks to the Autoplot platform. We acknowledge the NASA Van Allen Probes, Harlan E. Spence [PI ECT; University of New Hampshire], Craig Kletzing [PI EMFISIS; University of Iowa], and John R. Wygant [PI EFW; University Minnesota] for the use of data.

References

- Allison H J, Shprits Y. Y., Zhelavskaya I. S., Wang D. and Smirnov A. G., Gyroresonant wave-particle interactions with chorus waves during extreme depletions of plasma density in the Van Allen radiation belts, *Science Advances*, 7, doi:10.1126/sciadv.abc0380, 2021.
- 390 Allanson, O., Thomas, E., Clare, W., Thomas, N. (2022), Weak Turbulence and quasi-linear Diffusion for Relativistic Wave-Particle Interactions Via a Markov Approach. *Front. Astron. Space Sci.* 8:805699. doi:10.3389/fspas.2021.805699
- Alves, L. R., et al., Outer radiation belt dropout dynamics following the arrival of two interplanetary coronal mass ejections, *Geophys. Res. Lett.*, 43, 978–987, doi:10.1002/2015GL067066, 2016.
- Anderson, R. R., D. A. Gurnett, and D. L. Odem, CRRES plasma wave experiment, *J. Spacecr. Rockets*, 29(4), 570–573, doi: 10.2514/3.25501, 1992.
- 395 A. Artemyev, O. Agapitov, D. Mourenas, D. et al. Oblique Whistler-Mode Waves in the Earth’s Inner Magnetosphere: Energy Distribution, Origins, and Role in Radiation Belt Dynamics. *Space Sci Rev* 200, 261–355, <https://doi.org/10.1007/s11214-016-0252-5>, 2016.
- Artemyev, A., Neishtadt, A., Vasiliev, A., Zhang, X., Mourenas, D., Vainchtein, D. (2021). Long-term dynamics driven by resonant wave-particle interactions: From Hamiltonian resonance theory to phase space mapping. *Journal of Plasma Physics*, 87(2), 835870201. doi:10.1017/S0022377821000246
- 400 Artemyev, A. V., Albert, J. M., Neishtadt, A. I., Mourenas, A. I. (2023) The effect of wave frequency drift on the electron nonlinear resonant interaction with whistler-mode waves. *Physics of Plasmas* 30 (1): 012901. <https://doi.org/10.1063/5.0131297>.
- Baker, D., et al., The relativistic electron-proton telescope (rept) instrument on board the radiation belt storm probes (rbps) spacecraft: Characterization of earth’s radiation belt high-energy particle populations, in *The Van Allen Probes Mission*, edited by N. Fox and J. L. Burch, pp. 337–381, Springer, New York, doi:10.1007/978-1-4899-7433-4_11, 2013.
- 405
- Baumjohann W., and Treumann R. A., (1997) *Basic Space Plasma Physics*, Imperial College Press, 1ed, ISBN 1-86094-079-X
- Blake, J.B. et al., The Magnetic Electron Ion Spectrometer (MagEIS) Instruments Aboard the Radiation Belt Storm Probes (RBSP) Spacecraft. In: Fox, N., Burch, J.L. (eds) *The Van Allen Probes Mission*. Springer, Boston, MA. <https://doi.org/10.1007/978-1-4899-7433-4-12>, 2013.
- 410
- Bittencourt, J.A., *Fundamentals of Plasma Physics*. Edition 3. Springer, New York, NY. <https://doi.org/10.1007/978-1-4757-4030-1>, 1995.
- Bortnik, J., Inan, U. S., and Bell, T. F., Landau damping and resultant unidirectional propagation of chorus waves, *Geophys. Res. Lett.*, 33, L03102, doi:10.1029/2005GL024553, 2006.
- 415 Bortnik, J., Thorne, R. M., and Inan, U. S., Nonlinear interaction of energetic electrons with large amplitude chorus, *Geophys. Res. Lett.*, 35, L21102, doi:10.1029/2008GL035500, 2008.
- Breneman, A.W., Wygant, J.R., Tian, S. et al. (2022) The Van Allen Probes Electric Field and Waves Instrument: Science Results, Measurements, and Access to Data. *Space Sci Rev* 218, 69. <https://doi.org/10.1007/s11214-022-00934-y>
- Camporeale, E. (2015), Resonant and nonresonant whistlers-particle interaction in the radiation belts, *Geophys. Res. Lett.*, 42, 3114–3121, doi:10.1002/2015GL063874.
- 420
- L. A. Da Silva, J. Shi, L. R. Alves, D. Sibeck, J. P. Marchezi, C. Medeiros, L. E. A. Vieira, O. Agapitov, F. R. Cardoso, V. M. Souza, A. Dal Lago, P. R. Jauer, C. Wang, H. Li, Z. Liu, M. V. Alves, M. S. Rockenbach, High-Energy Electron Flux Enhancement Pattern in the

- Outer Radiation Belt in Response to the Alfvénic Fluctuations Within High-Speed Solar Wind Stream: A Statistical Analysis, *Journal of Geophysical Research: Space Physics*, 126, 8, 10.1029/2021JA029363, 2021.
- 425 Glauert, S. A., and Horne, R. B. (2005), Calculation of pitch angle and energy diffusion coefficients with the PADIE code, *J. Geophys. Res.*, 110, A04206, doi:10.1029/2004JA010851
- Guo, D., Xiang, Z., Ni, B., Cao, X., Fu, S., Zhou, R., et al., Bounce resonance scattering of radiation belt energetic electrons by extremely low-frequency chorus waves. *Geophysical Research Letters*, 48, e2021GL095714. <https://doi.org/10.1029/2021GL095714>, 2021.
- Helliwell, R.A., *Whistlers and Related Ionospheric Phenomena*. Edition 3. Stanford University Press, Stanford, 1965.
- 430 Horne, R. B., and Thorne, R. M., Relativistic electron acceleration and precipitation during resonant interactions with whistler-mode chorus, *Geophys. Res. Lett.*, 30, 1527, doi:10.1029/2003GL016973, 10, 2003a.
- Horne, R. B., Glauert, S. A., and Thorne, R. M., Resonant diffusion of radiation belt electrons by whistler-mode chorus, *Geophys. Res. Lett.*, 30, 1493, 9, doi:10.1029/2003GL016963, 2003b.
- Hsieh, Y.-K., and Omura, Y. (2017), Nonlinear dynamics of electrons interacting with oblique whistler mode chorus in the magnetosphere, *J. Geophys. Res. Space Physics*, 122, 675–694, doi:10.1002/2016JA023255.
- 435 Hsieh, Y.-K., Kubota, Y., Omura, Y., Nonlinear evolution of radiation belt electron fluxes interacting with oblique whistler mode chorus emissions. *Journal of Geophysical Research: Space Physics*, 125, e2019JA027465. <https://doi.org/10.1029/2019JA027465>, 2020.
- Hsieh, Y.-K., Omura, Y., Kubota, Y., Energetic electron precipitation induced by oblique whistler mode chorus emissions. *Journal of Geophysical Research: Space Physics*, 127, e2021JA029583. <https://doi.org/10.1029/2021JA029583>, 2022.
- 440 Hua, M., Bortnik, J., and Ma, Q., Upper limit of outer radiation belt electron acceleration driven by whistler-mode chorus waves. *Geophysical Research Letters*, 49, e2022GL099618. <https://doi.org/10.1029/2022GL099618>, 2022.
- [Li, X., Tao, X., Lu, Q., and Dai, L. \(2015\), Bounce resonance diffusion coefficients for spatially confined waves, *Geophys. Res. Lett.*, 42, 9591–9599, doi:10.1002/2015GL066324.](#)
- 445 Lyons, L. R., Thorne, R. M., Kennel, C. F. (1972). Pitch-angle diffusion of radiation belt electrons within the plasmasphere. *Journal of Geophysical Research*, 77(19), 3455–3474. doi:10.1029/ja077i019p03455
- Jackson, John David, 1925-2016. *Classical Electrodynamics*. New York: Wiley, 1999.
- Jaynes, A. N., Baker D. N., Singer, H. J., Rodriguez, J. V., Loto'aniu, T. M., Ali, A. F., Elkington, S. R., Li, X., Kanekal, S. G., Claudepierre, S. G., Fennell, J. F., Li, W., Thorne, R. M., Kletzing C. A., Spence H. E., Reeves, G. D., Source and seed populations for relativistic
- 450 electrons: Their roles in radiation belt changes, *J. Geophys. Res. Space Physics*, 120, 7240–7254, doi:10.1002/2015JA021234, 2015
- [Kennel, C. F. Engelmann F. \(1966\). Velocity Space Diffusion from Weak Plasma Turbulence in a Magnetic Field. *Physics of Fluids*, 9\(12\), 2377. doi:10.1063/1.1761629](#)
- Kennel, C. F. and Petschek, H. E. (1966) Limit on Stably Trapped Particle Fluxes. *Journal of Geophysical Research* 71,1, doi: 10.1029/JZ071i001p00001.
- 455 Kletzing, C.A., Kurth, W.S., Acuna, M. et al. The Electric and Magnetic Field Instrument Suite and Integrated Science (EMFISIS) on RBSP. *Space Sci Rev* 179, 127–181. <https://doi.org/10.1007/s11214-013-9993-6>, 2013
- Lam, Mai Mai and Horne, Richard B. and Meredith, Nigel P. and Glauert, Sarah A. and Moffat-Griffin, Tracy and Green, Janet C. Origin of energetic electron precipitation >30 keV into the atmosphere. *Journal of Geophysical Research: Space Physics*, 115, A4, <https://agupubs.onlinelibrary.wiley.com/doi/pdf/10.1029/2009JA014619>, 2010
- 460

- G. S. Lakhina, B. T. Tsurutani, O. P. Verkhoglyadova, and J. S. Pickett, Pitch angle transport of electrons due to cyclotron interactions with the coherent chorus subelements, *J. Geophys. Res.*, 115, A00F15, doi:10.1029/2009JA014885, 2010
- Solène Lejosne, Hayley J. Allison, Lauren W. Blum, Alexander Y. Drozdov, Michael D. Hartinger, Mary K. Hudson, Allison N. Jaynes, Louis Ozeke, Elias Roussos, Hong Zhao, Differentiating Between the Leading Processes for Electron Radiation Belt Acceleration, *Frontiers in Astronomy and Space Sciences*, 9, doi: 10.3389/fspas.2022.896245. 2022.
- 465 Li, J., Ni, B., Xie, L., Pu, Z., Bortnik, J., Thorne, R. M., Chen, L., Ma, Q., Fu, S., Zong, Q., Wang, X., Xiao, C., Yao, Z., Guo, R., Interactions between magnetosonic waves and radiation belt electrons: Comparisons of quasi-linear calculations with test particle simulations, *Geophys. Res. Lett.*, 41, 4828–4834, doi:10.1002/2014GL060461, 2014.
- Liu, S., Xie, Y., Zhang, S., Shang, X., Yang, C., Zhou, Q., He, Y., Xiao, F., Unusual loss of Van Allen belt relativistic electrons by extremely low-frequency chorus. *Geophysical Research Letters*, 47, e2020GL089994. <https://doi.org/10.1029/2020GL089994>, 2020.
- 470 Lorentzen, K. R., Blake, J. B., Inan, U. S., Bortnik, J., Observations of relativistic electron microbursts in association with VLF chorus, *J. Geophys. Res.*, 106(A4), 6017–6027, doi:10.1029/2000JA003018, 2001.
- Mauk, B.H., Fox, N.J., Kanekal, S.G. et al. (2013) Science Objectives and Rationale for the Radiation Belt Storm Probes Mission. *Space Sci Rev* 179, 3–27. <https://doi.org/10.1007/s11214-012-9908-y>
- 475 Mourenas, D., Artemyev, A. V., Agapitov, O. V., Krasnoselskikh, V., and Mozer, F. S., Very oblique whistler generation by low-energy electron streams. *J. Geophys. Res. Space Physics*, 120, 3665–3683. doi: 10.1002/2015JA021135, 2015.
- Orlova, K. G., Shprits, Y. Y., and Ni, B., Bounce-averaged diffusion coefficients due to resonant interaction of the outer radiation belt electrons with oblique chorus waves computed in a realistic magnetic field model, *J. Geophys. Res.*, 117, A07209, doi:10.1029/2012JA017591, 2012.
- 480 Osmane, A., Wilson, L. B., Blum, L., Pulkkinen, T. I. (2016), On The Connection Between Microbursts And Nonlinear Electronic Structures In Planetary Radiation Belts. *The Astrophysical Journal*, ApJ 816 51, <https://dx.doi.org/10.3847/0004-637X/816/2/51>
- Omura, Y., Katoh, Y., and Summers, D. (2008), Theory and simulation of the generation of whistler-mode chorus, *J. Geophys. Res.*, 113, A04223, doi:10.1029/2007JA012622.
- Omura, Y. Nonlinear wave growth theory of whistler-mode chorus and hiss emissions in the magnetosphere. *Earth Planets Space* 73, 95, <https://doi.org/10.1186/s40623-021-01380-w>, 2021.
- 485 Reeves, G. D., McAdams, K. L., Friedel, R. H. W., and O'Brien, T. P., Acceleration and loss of relativistic electrons during geomagnetic storms, *Geophys. Res. Lett.*, 30, 1529, 10, doi:10.1029/2002GL016513, 2003
- Reeves, G. D., Spence, H. E., Henderson, M. G., Morley, S. K., Fiedel, R. H. W., Funsten, H. O., Baker, D. N., Kanekal S. G., Blake, J. B., Fennell, J. F., Claudepierre, S. G., Thorne, R. M., Turner, D. L., Kletzing, C. A., Kurth, W. S., Larsen, B. A., Niehof, J. T., Electron Acceleration in the Heart of the Van Allen Radiation Belts, *Science*, 341, 6149, doi:10.1126/science.1237743, 2013
- 490 Santolík, O., Parrot, M., and Lefeuvre, F., Singular value decomposition methods for wave propagation analysis, *Radio Sci.*, 38, 1010, 1, doi:10.1029/2000RS002523, 2003.
- Santolík, O., D. A. Gurnett, J. S. Pickett, M. Parrot, and N. Cornilleau-Wehrin (2004), A microscopic and nanoscopic view of storm-time chorus on 31 March 2001, *Geophys. Res. Lett.*, 31, L02801, doi:10.1029/2003GL018757.
- 495 Santolík, O., D. A. Gurnett, and J. S. Pickett (2007), Observations of very high amplitudes of whistler-mode chorus: consequences for nonlinear trapping of energetic electrons in the outer radiation belt, *Eos Trans. AGU*, 88, Fall Meet. Suppl., Abstract SM14B-07.
- Santolík, O., Gurnett, D. A., Pickett, J. S., Chum, J., and Cornilleau-Wehrin, N., Oblique propagation of whistler mode waves in the chorus source region, *J. Geophys. Res.*, 114, A00F03, doi:10.1029/2009JA014586, 2009.

- Sicard-Piet, A., Boscher, D., Horne, R. B., Meredith, N. P., and Maget, V.: Effect of plasma density on diffusion rates due to wave particle interactions with chorus and plasmaspheric hiss: extreme event analysis, *Ann. Geophys.*, 32, 1059–1071, <https://doi.org/10.5194/angeo-32-1059-2014>, 2014.
- Shprits, Y. Y., Meredith, N. P., and Thorne, R. M., Parameterization of radiation belt electron loss timescales due to interactions with chorus waves, *Geophys. Res. Lett.*, 34, L11110, doi:10.1029/2006GL029050, 2007.
- Shprits, Y. Y., Subbotin, D. A., Meredith, N. P., and Elkington, S. R. Review of modeling of losses and sources of relativistic electrons in the outer radiation belt II: Local acceleration and loss, *Journal of Atmospheric and Solar-Terrestrial Physics*, Volume 70, Issue 14, 2008, Pages 1694-1713, ISSN 1364-6826, <https://doi.org/10.1016/j.jastp.2008.06.014>.
- Subbotin, D., Shprits, Y., and Ni, B., Three-dimensional VERB radiation belt simulations including mixed diffusion, *J. Geophys. Res.*, 115, A03205, doi:10.1029/2009JA015070, 2010.
- Summers, D., Ni, B., and Meredith, N. P., Timescales for radiation belt electron acceleration and loss due to resonant wave-particle interactions: 1. Theory, *J. Geophys. Res.*, 112, A04206, doi:10.1029/2006JA011801, 2007.
- Summers, D., Y. Omura, Y. Miyashita, and D.-H. Lee, Nonlinear spatiotemporal evolution of whistler mode chorus waves in Earth's inner magnetosphere, *J. Geophys. Res.*, 117, A09206, doi:10.1029/2012JA017842, 2012.
- Tao, X., Bortnik, J., Albert, J. M., Liu, K., and Thorne, R. M. (2011), Comparison of quasilinear diffusion coefficients for parallel propagating whistler mode waves with test particle simulations, *Geophys. Res. Lett.*, 38, L06105, doi:10.1029/2011GL046787.
- Tao, X., Bortnik, J., Albert, J. M., and Thorne, R. M. (2012), Comparison of bounce-averaged quasi-linear diffusion coefficients for parallel propagating whistler mode waves with test particle simulations, *J. Geophys. Res.*, 117, A10205, doi:10.1029/2012JA017931.
- Teng, S., Tao, X., Li, W., Qi, Y., Gao, X., Dai, L., Lu, Q., e Wang, S. A statistical study of the spatial distribution and source-region size of chorus waves using Van Allen Probes data. *Ann. Geophys.*, 36, 867–878, <https://doi.org/10.5194/angeo-36-867-2018>, 2018.
- Thorne, R.M., Horne, R.B., Glauert, S., Meredith, N.P., Shprits, Y.Y., Summers, D. and Anderson, R.R., The Influence of Wave-Particle Interactions on Relativistic Electron Dynamics During Storms. In *Inner Magnetosphere Interactions: New Perspectives from Imaging* (eds J. Burch, M. Schulz and H. Spence). <https://doi.org/10.1029/159GM07>, 2005.
- Tsurutani, Bruce T. and Lakhina, Gurbax S. and Verkhoglyadova, Olga P. Energetic electron (>10 keV) microburst precipitation, 5–15 s X-ray pulsations, chorus, and wave-particle interactions: A review. *Journal of Geophysical Research: Space Physics*, 118,5, 2296-2312, <https://doi.org/10.1002/jgra.50264>, 2013.
- Tsurutani, B. T., and Lakhina, G. S., Some basic concepts of wave-particle interactions in collisionless plasmas, *Rev. Geophys.*, 35(4), 491–501, doi:10.1029/97RG02200, 1997.
- Tsurutani, B. T., and Smith, E. J., Postmidnight chorus: A substorm phenomenon, *J. Geophys. Res.*, 79(1), 118– 127, doi:10.1029/JA079i001p00118, 1974.
- Tsurutani, B. T. and Smith, E. J. Two types of magnetospheric ELF chorus and their substorm dependences. *Journal of Geophysical Research* (1896-1977), 82, 32, 5112-5128, <https://doi.org/10.1029/JA082i032p05112>, 1977.
- Tsyganenko, N. A., Sitnov, M. I. Modeling the dynamics of the inner magnetosphere during strong geomagnetic storms. (2005) *Journal of Geophysical Research*, 110, A03208. <https://doi.org/10.1029/2004JA010798>

- 535 Tu, W., Cunningham, G. S., Chen, Y., Morley, S. K., Reeves, G. D., Blake, J. B., Baker, D. N., and Spence, H., Event-specific chorus wave and electron seed population models in DREAM3D using the Van Allen Probes, *Geophys. Res. Lett.*, 41, 1359– 1366, doi:10.1002/2013GL058819, 2014.
- Verkhoglyadova, O. P., Tsurutani, B. T., and Lakhina, G. S., Properties of obliquely propagating chorus, *J. Geophys. Res.*, 115, A00F19, doi:10.1029/2009JA014809, 2010.
- 540 Zhang, X.-J., Mourenas, D., Artemyev, A. V., Angelopoulos, V., and Thorne, R. M., Contemporaneous EMIC and whistler mode waves: Observations and consequences for MeV electron loss, *Geophys. Res. Lett.*, 44, 8113– 8121, doi:10.1002/2017GL073886, 2017.
- Zhang, J., Thorne, R., Artemyev, A., Mourenas, D., Angelopoulos, V., Bortnik, J., Kletzing, C. A., Kurth, W. S., Hospodarsky, G. B. (2018). Properties of Intense Field-Aligned Lower-Band Chorus Waves: Implications for Nonlinear Wave-Particle Interactions. *Journal of Geophysical Research: Space Physics*, 123(7), 5379-5393. <https://doi.org/10.1029/2018JA025390>
- 545 Zhelavskaya, I. S., Spasojevic, M., Shprits, Y. Y., and Kurth, W. S., Automated determination of electron density from electric field measurements on the Van Allen Probes spacecraft, *J. Geophys. Res. Space Physics*, 121, 4611– 4625, doi:10.1002/2015JA022132, 2016.
- Walker, A.D.M., The Effect of Wave Fields on Energetic Particles. In: *Plasma Waves in the Magnetosphere. Physics and Chemistry in Space Planetology*, vol 24. Springer, Berlin, Heidelberg. <https://doi.org/10.1007/978-3-642-77867-4-8>, 1993.
- Wygant, J.R., and Bonnell, J. W. Goetz, K., Ergun, R. E., Mozer, F. S., Bale, S. D., Ludlam, M., Turin, P., Harvey, P. R., Hochmann, R., Harps, K., Dalton, G., McCauley, J., Rachelson, W., Gordon, D., Donakowski, B., Shultz, C., Smith, C., Diaz-Aguado, M., Fischer, J., Heavner, S., Berg, P., Malsapina, D. M., Bolton, M. K., Hudson, M., Strangeway, R. J., Baker, D. N., Li, X., Albert, J., Foster, J. C., Chaston, C. C., Mann, I., Donovan, E., Cully, C. M., Cattell, C. A., Krasnoselskikh, V., Kersten, K., Brenneman, A., Tao, J. B. The Electric Field and Waves Instruments on the Radiation Belt Storm Probes Mission. In: Fox, N., Burch, J.L. (eds) *The Van Allen Probes Mission*. Springer, Boston, MA. <https://doi.org/10.1007/978-1-4899-7433-4-6>, 2013

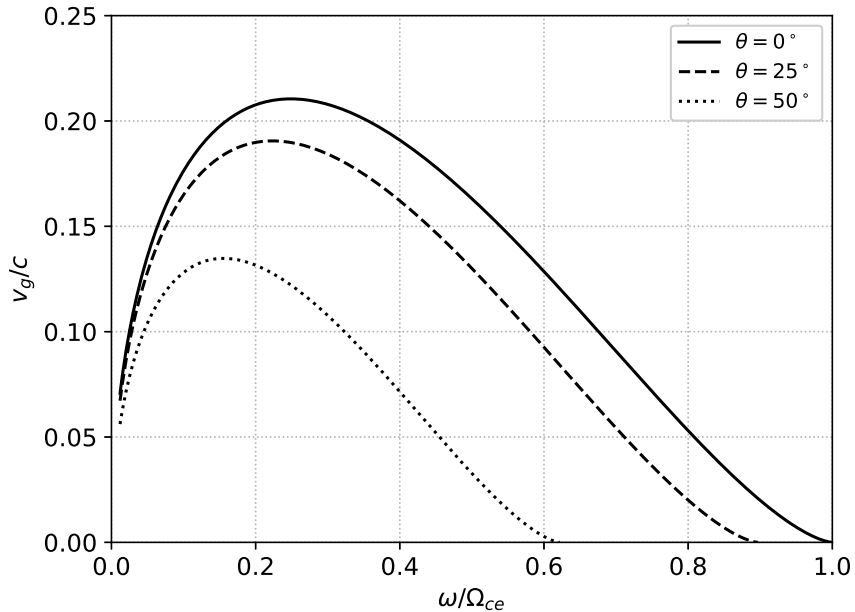


Figure 1. Group velocity v_g/c as a function of whistler-mode chorus waves frequency to the plasma gyrofrequency for three different wave normal angles propagation. This group velocity is the full solution of Appleton-Hartree for whistler waves propagating in low-density plasma media at any orientation. The Van Allen Probes apogee orbit provides plasma parameters used in the calculation, $B_0 = 150$ nT, and low density $n = 2 \text{ cm}^{-3}$.

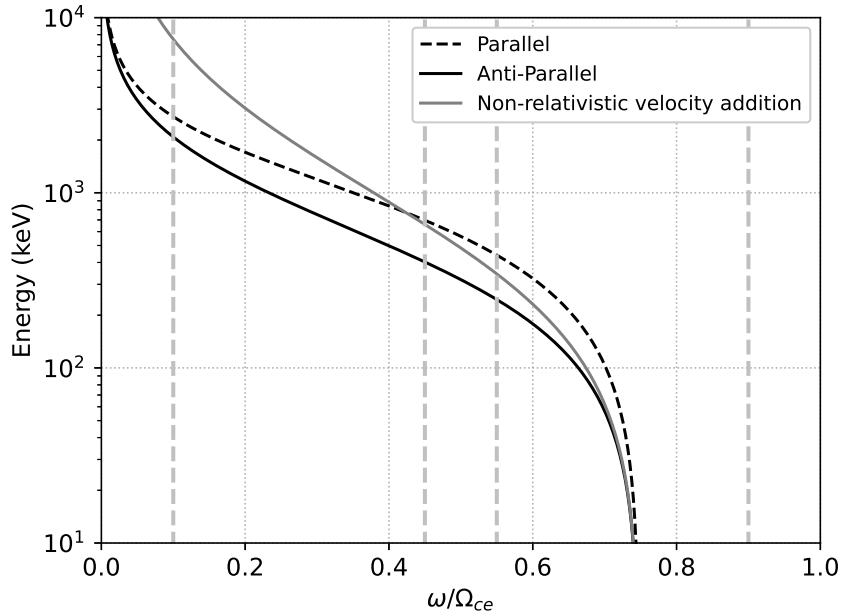


Figure 2. Comparison of the electron resonant kinetic energy (keV) as a function of whistler-mode chorus wave frequency normalized by the electron gyrofrequency propagating parallel and anti-parallel to the ambient magnetic field ($B_0 = 150nT$). The wave-particle resonance condition depends on the wave dispersion relation (ω/k), calculated from Eq.2, with $n = +5$. The vertical lines delimitate the low-band whistler mode chorus wave frequency correspondent to $0.1f_{ce} \leq f \leq 0.45f_{ce}$ and the high-band $0.55f_{ce} \leq f \leq 0.90f_{ce}$ as a fraction of the electron gyrofrequency. Plasma parameters are the same as used in Figure 1

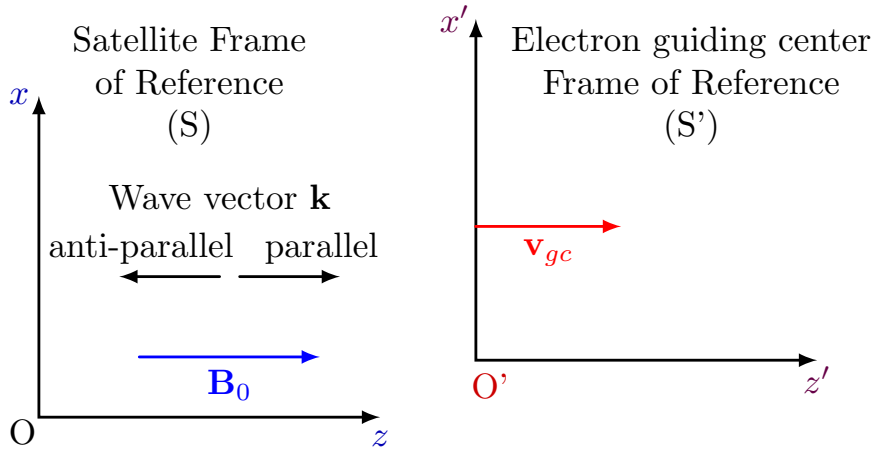


Figure 3. Illustration of the two reference frames used in calculating the interaction time in Section 3. The electron guiding center frame of reference (S') has a velocity v_{gc} with respect to the satellite frame of reference (S). This velocity parallels the ambient magnetic field B_0 . Thus, the angle between the wave vector k and v_{gc} equals the WNA, and it is 0° for parallel and 180° for antiparallel propagating waves.

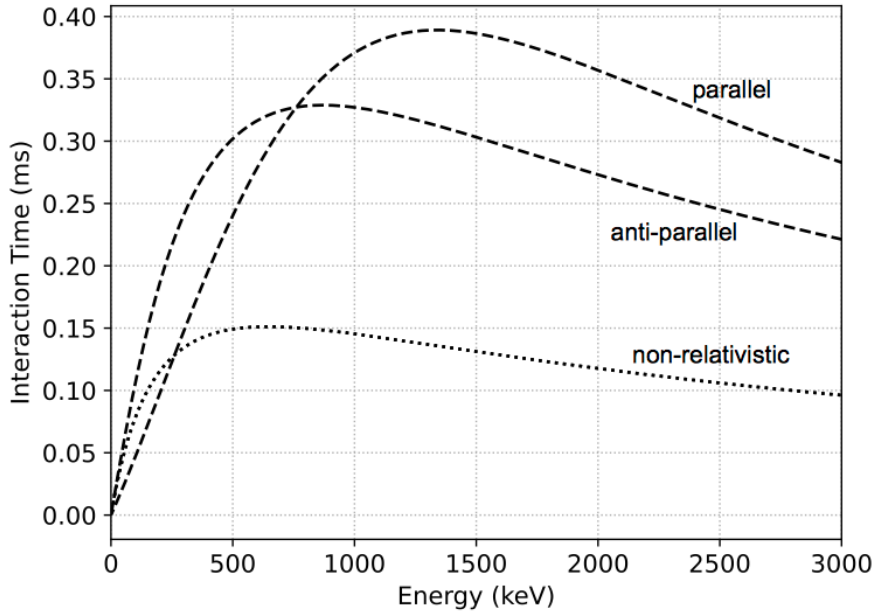


Figure 4. Comparison of time of interaction (ms) as a function of electron resonant kinetic energy (keV) calculated using Eq. (13) (dashed lines) and non-relativistic approach (dotted line) for parallel and anti-parallel wave propagation. Plasma parameters are: $B_{am} = 166$ nT, $\tau = 1.8$ ms, $n_e = 3.0 \text{ cm}^{-3}$

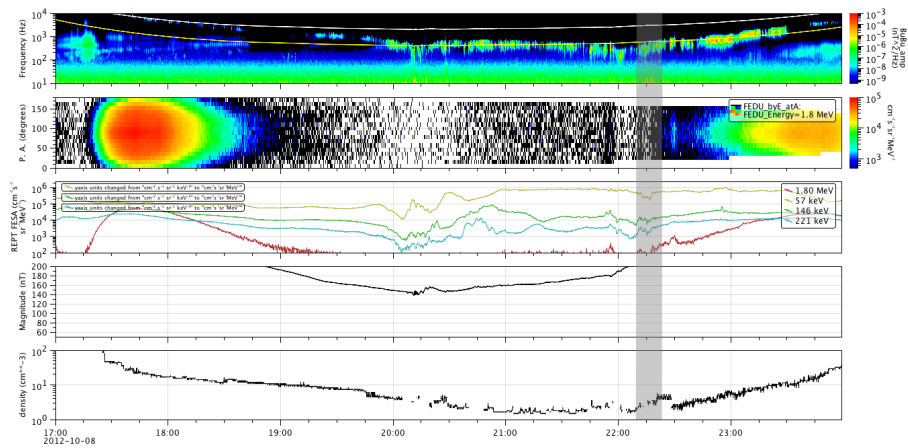


Figure 5. Case 1. Panels show from top to bottom the whistler-mode chorus waves spectrum, the interpolated 1.8 MeV electron flux pitch angle distribution, the relativistic and low energy electron fluxes, the ambient magnetic field, and the local plasma density. The parameters shown in the shaded region were used to calculate the interaction time, change in pitch angle, and diffusion coefficient for the resonant electrons energy shown in Table 1

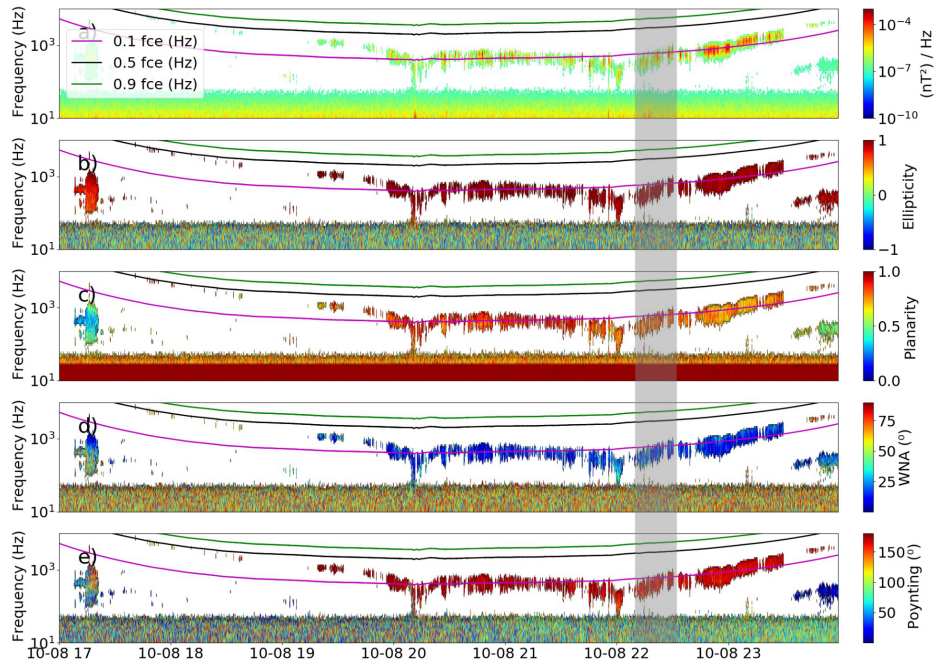


Figure 6. Case 1. Panels show the whistler-mode chorus waves (a) spectrum of the magnetic field, (b) ellipticity; (c) planarity; (d) WNA – wave Normal angle; (e) the polar angle of Poynting vector. In all panels, the values of $0.1f_{ce}$ (Hz), $0.5f_{ce}$ (Hz), and $0.9f_{ce}$ (Hz) are shown by the pink, black, and green lines, respectively. The parameters shown the shaded region were used to calculate the interaction time, change in pitch angle and diffusion coefficient for the resonant electrons energy shown in Table 1

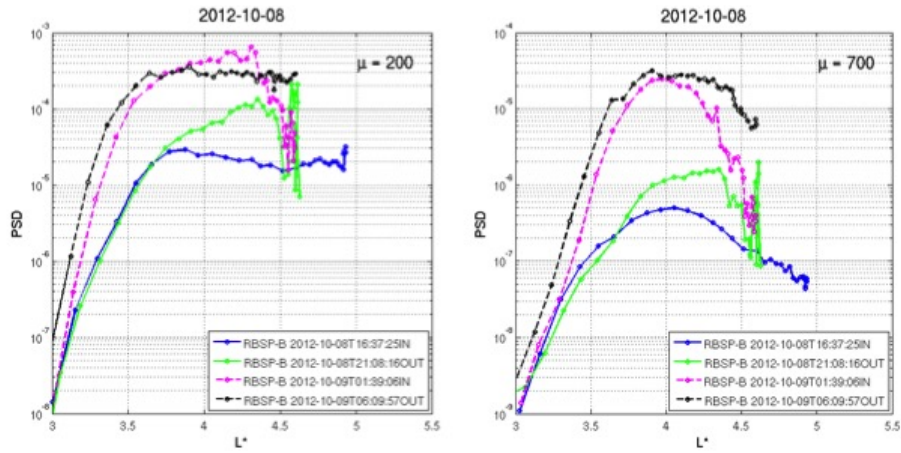


Figure 7. Case 1. Time evolution of phase space density (PSD [$c/(cmMeV)$] $^3 sr^{-1}$) radial profiles at fixed first adiabatic invariant, $\mu = 200$ MeV/G (a) and $\mu = 700$ MeV/G (b), and second ($K = 0.11 G^{1/2} R_E$) adiabatic invariant for both inbound and outbound parts of the RBSP-B orbit. Period of analyzes: 08 Oct 2012 from 16:37 UT through the interval of interest.

Table1. Input parameters used in the Equations of sections 2, 3, and 4 to calculate the chorus wave-particle time of interaction and the pitch angle diffusion coefficient for cases 1 to 4. $K_{res} = 1$ MeV and the initial equatorial pitch angle is 60° . For each case, the first (second) line shows results for parallel (antiparallel) propagating wave and electron. The subscript r and nr means relativistic and non-relativistic, respectively.

Cases	Input parameters				Results			
	B_0 [nT]	n_e [cm^{-3}]	B_w [nT]	τ [ms]	T_r [ms]	T_{nr} [ms]	D_{aa} [s^{-1}]	D_{aa}^{nr} [s^{-1}]
1	234	2.3	0.16	0.2	0.04	0.02	7.87	1.67
					0.03	0.01	4.32	0.80
2	166	3.0	0.20	1.80	0.37	0.14	9.1	1.68
					0.33	0.14	6.8	2.76
3	112	9.1	0.40	2.0	0.10	0.06	2.09	1.45
					0.11	0.06	2.55	1.28
4	86	4.3	0.24	5.0	0.41	0.16	1.95	0.54
					0.42	0.16	2.08	0.43

Cases 1 (Tu et al., 2014) - from 8 October 2012 (dropout). Cases 3 and 4 (Liu et al., 2020) - 22 December 2014, 00:00 - 06:00 (UTC)

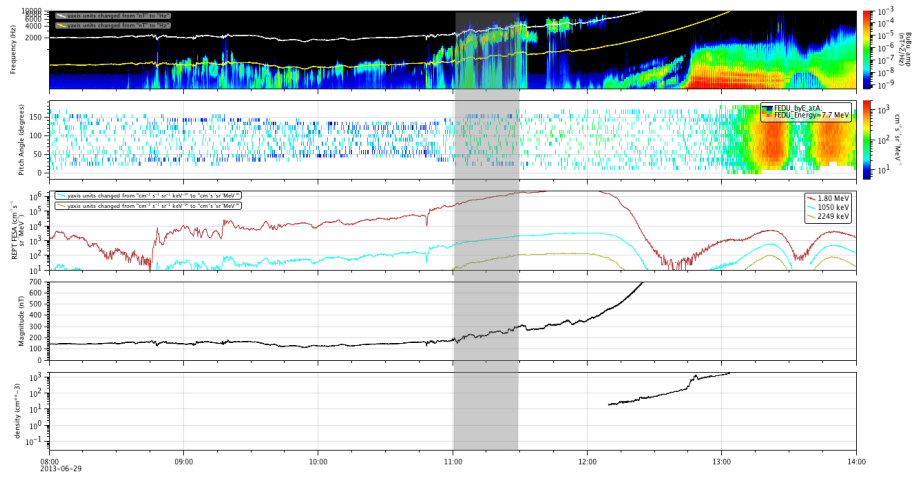


Figure A1. Case 2. Panels show from top to bottom the whistler-mode chorus waves spectrum, the interpolated 1.8 MeV electron flux pitch angle distribution, the relativistic and low energy electron fluxes, the ambient magnetic field, and the local plasma density for the whistler-mode chorus waves observed on 29 June 2013. The parameters shown in the highlighted area were used to calculate the time of interaction and change in pitch angle for the energy of the resonant electrons shown in Table 1.

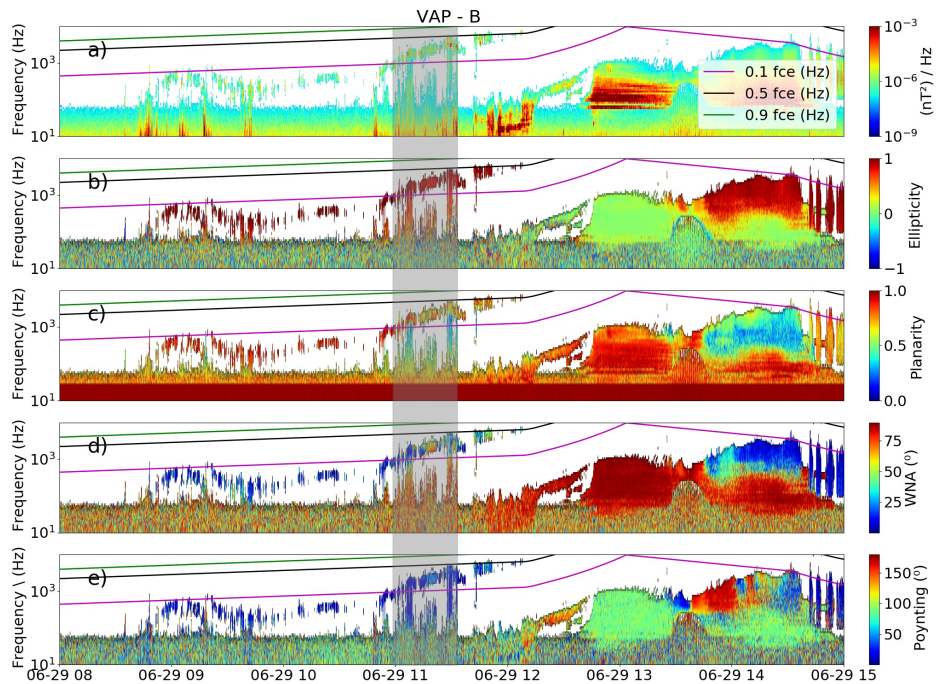


Figure B1. Case 2. Panels from 29 Jun 2013 show the whistler-mode chorus waves (a) spectrum of the magnetic field, (b) ellipticity; (c) planarity; (d) WNA – wave Normal angle; (e) the polar angle of Poynting vector. In all panels, the values of $0.1f_{ce}$ (Hz), $0.5f_{ce}$ (Hz), and $0.9f_{ce}$ (Hz) are shown by the pink, black, and green lines, respectively. The parameters shown from the gray shaded period are used to calculate the time of interaction and change in pitch angle for the resonant electrons energy shown in Table 1.

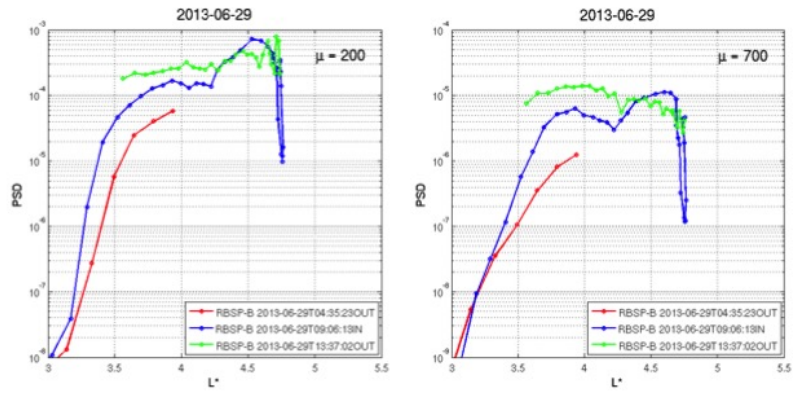


Figure C1. Case 2. Time evolution of phase space density (PSD) radial profiles at fixed first adiabatic invariant, $\mu = 200$ MeV/G (a) and $\mu = 700$ MeV/G (b), and second ($K = 0.11 G^{1/2} R_E$) adiabatic invariant for both inbound and outbound parts of the RBSP-B orbit. Period of analyses: 29 Jun 2013 at 04:35:23 UT to 13:37:02 UT.

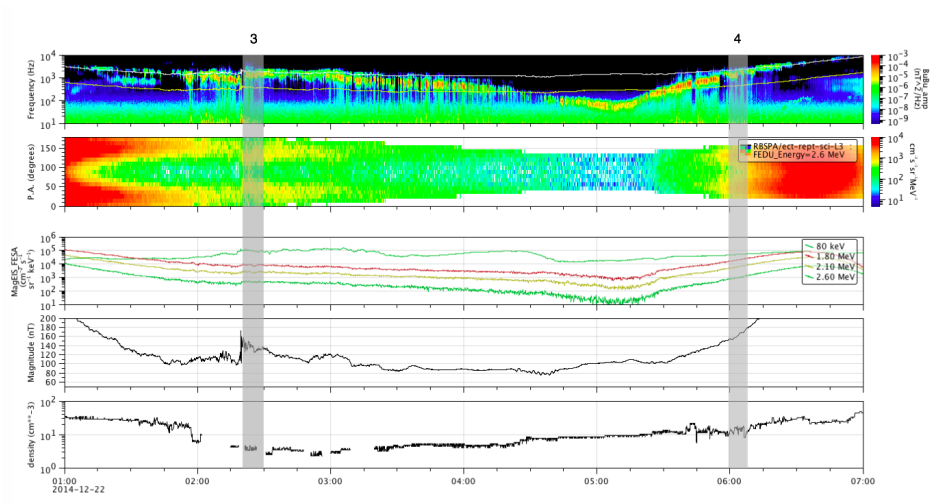


Figure D1. Case 3 and 4. Panels show from top to bottom the whistler-mode chorus waves spectrum, the interpolated 1.8 MeV electron flux pitch angle distribution, the relativistic and low energy electron fluxes, the ambient magnetic field, and the local plasma density observed on 21-22 December 2014. The parameters shown in the highlighted area were used to calculate the time of interaction and change in pitch angle for the energy of the resonant electrons shown in Table 1.

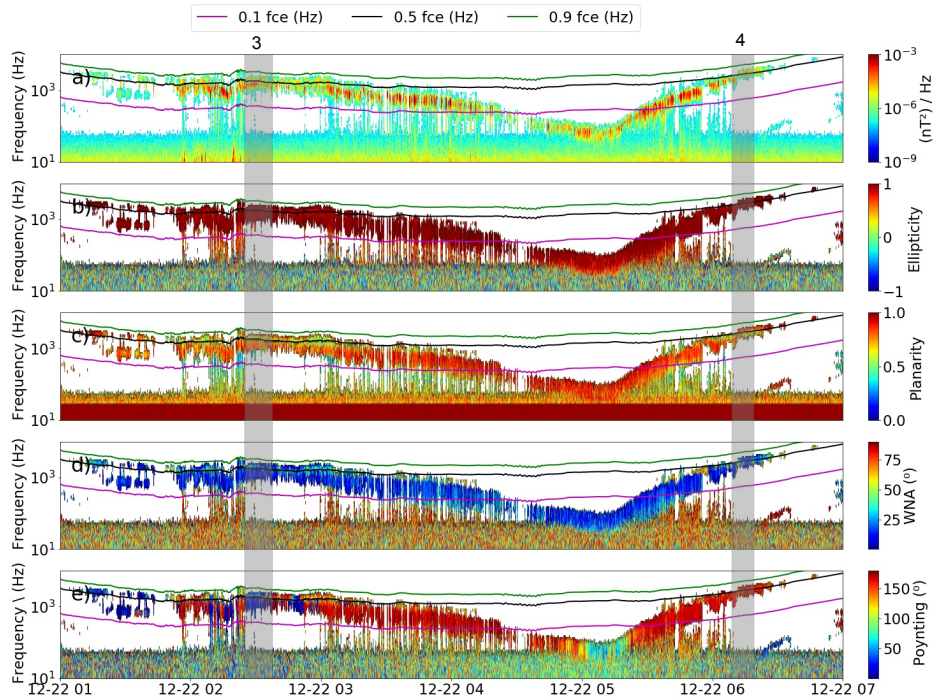


Figure E1. Case 3 and 4. Same as Figure B1 for 21-22 December 2014

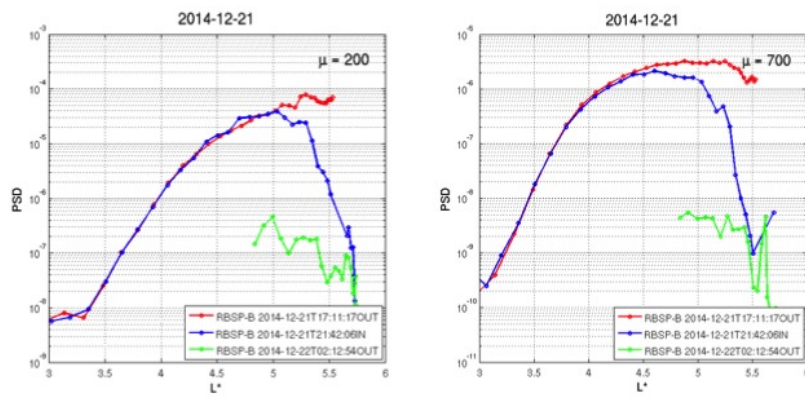


Figure F1. Same as Figure C1 for both inbound and outbound parts of the RBSP-B orbit in the period of analyses: 21 Dec 2014 at 17:11:17 UT to 22 Dec 2014 at 02:12:54 UT.

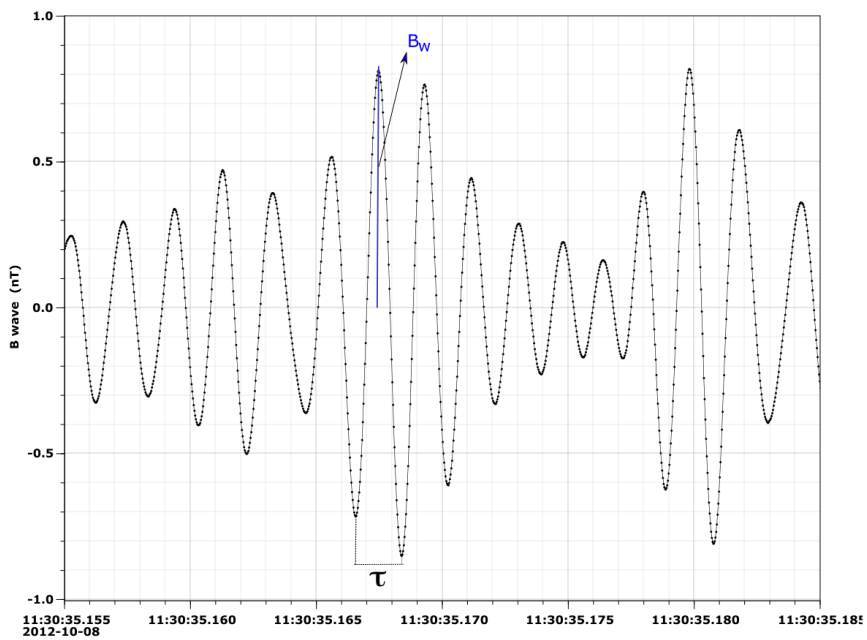


Figure G1. The high-resolution magnetic field measurement related to the event on 08 Oct 2012. A similar plot was made for the other three studied events. The figure identifies the maximum instantaneous wave magnetic field amplitude B_w and the one wave cycle period τ .