

# Multiple conjugate observations of magnetospheric fast flow bursts using THEMIS observations

Homayon Aryan<sup>1</sup>, Jacob Bortnik<sup>1</sup>, Jinxing Li<sup>1</sup>, James Michael Weygand<sup>2</sup>, Xiangning Chu<sup>3</sup>, and Vassilis Angelopoulos<sup>2</sup>

<sup>1</sup>University of California Los Angeles, Atmospheric and Oceanic Sciences, Math Sciences Building, Los Angeles, CA 90095-1565, United States.

<sup>2</sup>Department of Earth, Planetary and Space Sciences, University of California Los Angeles, California 90095, USA.

<sup>3</sup>Laboratory for Atmospheric and Space Physics, University of Colorado, Boulder, Colorado 80303, USA.

**Correspondence:** Homayon Aryan (aryan.homayon@gmail.com)

## Abstract.

The magnetotail earthward fast flow bursts can transport most of the magnetic flux and energy into the inner magnetosphere. These fast flow bursts are generally an order of magnitude higher than the typical convection speeds, that are azimuthally localized (1-3RE) and are flanked by plasma vortices which map to ionospheric plasma vortices of the same sense of rotation. This study uses multipoint analysis of conjugate magnetospheric and ionospheric observations to investigate the magnetospheric and ionospheric responses to the fast flow bursts that are associated with both substorms and pseudobreakups. We study in detail what properties control the differences in the magnetosphere-ionosphere responses between substorm fast flow bursts and pseudobreakup events, and how such differences lead to the different ionospheric responses. The fast flow bursts and pseudobreakup events were observed by the Time History of Events and Macroscale Interaction during Substorms (THEMIS), while the primary ionospheric observations were made by all-sky cameras and magnetometer-based equivalent ionospheric currents. These events were selected when the satellites were at least 6RE from the Earth in radial distance, and a magnetic local time (MLT) region of  $\pm 5$  hours from local midnight. The results show that the magnetosphere and ionosphere response to substorm fast flow bursts are much stronger and more structured compared to pseudobreakups, which is more likely to be localized, transient, and weak in the magnetosphere. The magnetic flux in the tail is much stronger for strong substorms and much weaker for pseudobreakup events. The  $B_{lobe}$  decreases significantly for substorm fast flow bursts compared to pseudobreakup events. The curvature force density for pseudobreakups are much smaller than substorm fast flow events, indicating that the pseudobreakups may not be able to penetrate deep into the inner magnetosphere. This association can help us study the properties and activity of the magnetospheric earthward flow vortices from ground data.

## 20 1 Introduction

Magnetic reconnection in the Earth's magnetosphere converts open magnetic flux in the lobes into closed magnetic flux in the plasmasheet. A magnetospheric substorm is an important energy unloading processes in the magnetosphere. This process

converts lobe magnetic energy into the thermal and kinetic energy of fast flow bursts, that are also known as bursty bulk flows (BBFs), in the central plasmasheet (Hones Jr. et al., 1970; McPherron, 1970; McPherron et al., 1973; Baker, 1996; Angelopoulos et al., 1992; Angelopoulos et al., 2008). These processes may repeat many times in the course of a moderate-to-strong substorm (Sergeev et al., 2014). These bursty bulk flows are an important component of plasmasheet dynamics during many different geomagnetic activity conditions. They are a common feature of radial transport throughout the plasmasheet and typically are associated with magnetic field dipolarizations (Nakamura et al., 2002) and plasmasheet heating (Runov et al., 2015). They are observed on short timescales of around minutes, and small scale sizes of a few Earth radius (RE) in the X and Y directions (Gabrielse et al., 2019; Liu et al., 2013b). They exhibit large earthward velocities that are usually an order of magnitude higher than the typical convection speeds and transport magnetic flux and energy into the inner magnetosphere that often decelerate and stop at around 8-10RE (Angelopoulos et al., 1992; McPherron et al., 2011; Hsu and McPherron, 2012; Runov et al., 2014; Sergeev et al., 2014; Liu et al., 2014). The rebound of earthward fast flow bursts can also cause tailward fast flow (Nakamura et al., 2009; Birn et al., 2011). Even though substorms are closely associated with fast flow bursts generated by magnetic reconnection in the tail (Liu et al., 2013a; Liu et al., 2015), not all fast flow bursts are necessarily associated with a global response (e.g., McPherron et al. (2011); McPherron and Chu (2018); Chu et al. (2015)) and they can also form spontaneously (Sitnov et al., 2013). It was shown that the strength of a substorm is related to the magnetic flux accumulated in the inner magnetosphere (Chu et al., 2021). Furthermore, the mid-latitude-positive bay (MPB) index is used to distinguish the difference between global substorms and pseudobreakups (Chu et al., 2015a). It is insensitive to the localized fine structure of the electrojet and can well capture the global substorm current wedge. Using a list of global substorms and pseudobreakup, it was found that substorm-onset-related fast flows are associated with stronger dipolarizations in Bz, and larger magnetic flux transport rates than non-substorm fast flows (Li et al., 2021). Many fast flow bursts are associated with localized, transient, and weak response in the magnetosphere and ionosphere (Li et al., 2021) and may not involve auroral brightening (Nishimura et al., 2011) or plasmasheet injections (narrow high-speed flow bursts that were initially studied in detail as a substorm phenomenon (Baker et al., 1982; Baker, 1996; Lopez et al., 1990; McIlwain, 1972) at geosynchronous orbit (GEO) due to the availability of many satellite observations in this region) (Akasofu, 1964; Birn et al., 1997). However, substorm fast flow bursts are more likely to penetrate closer to the Earth, and are typically accompanied by a larger magnetic field increase and magnetic field energy input than non-substorm fast flow bursts (Li et al., 2021).

The magnetospheric substorm disturbances associated with the formation of the Substorm Current Wedge (SCW) (Birn and Hesse, 2014; Kepko et al., 2014; Kepko et al., 2015; McPherron, 1979) that electrically couples the near-Earth plasmasheet with the ionosphere through at least one pair of downward and upward Field-Aligned Currents (FACs) (Liu et al., 2013a; Sun et al., 2013). The pressure gradient current and inertial current, are thought to be the sources of the SCW (Yao et al., 2012; Birn and Hesse, 2013), both of which are perpendicular currents and are believed to be diverted to form the field-aligned portion of the SCW (Keiling et al., 2009). The field-aligned currents within the ionosphere are connected to one another via mostly Pedersen currents. The westward electrojet and eastward electrojet are mostly Hall currents that are believed to be anti-parallel to the ionospheric convection. The auroral brightening, associated with substorm onset, is the deposition of electrons into the

ionosphere (Akasofu, 1964; McPherron et al., 1973; Lyons et al., 2012), typically associated with the upward field-aligned current, as the magnetic field lines become more depolarized and the SCW intensifies (Chu et al., 2015).

The magnetosphere-ionosphere responses between substorm and non-substorm (pseudobreakups) events have been studied in the past (e.g., (Ohtani et al., 1993; Koskinen et al., 1993; Nakamura et al., 1994; Baumjohann et al., 1989; Baumjohann et al., 2010)). They have concluded that substorms and pseudobreakups have common responses (e.g., fast flows, dipolarizations, injections, electrojet and current wedge) without phenomenological differences. The differences between substorms and pseudobreakups are thought to be the strength, scale size and duration of activity; substorms have stronger and global activity but non-substorm conditions have weaker and localized activity. It has been shown that the substorm-time ionospheric currents have clockwise and counter-clockwise vortices (Keiling et al., 2009) that are connected to plasma flow vortices in the magnetosphere (Akasofu, 1976; Borovsky and Bonnell, 2001). However, there are limited direct observational evidence of this connection largely due to the difficulty of finding conjunctions. Keiling et al. (2009) performed a multipoint analysis of conjugate magnetospheric and ionospheric flow vortices for a single substorm related fast flow bursts to show that the equivalent ionospheric currents (EIC) vortices were directly driven by the vortices observed in the magnetosphere. This study uses multipoint analysis of conjugate magnetospheric and ionospheric observations to investigate the magnetospheric and ionospheric responses to fast flow bursts that are associated to both substorms and pseudobreakups. In this study, we look into what properties control the differences in the magnetosphere-ionosphere responses between substorm fast flows and pseudobreakup events, and how such differences lead to the different ionospheric responses. We analyze the Time History of Events and Macroscale Interaction during Substorms (THEMIS) observations and the all sky imager (ASI) data on the ground. We then select 3 pairs of fast flow and pseudobreakup events that were observed by all 3 inner THEMIS satellites (THEMIS A, D, and E) on the night side, and study their properties.

## 2 Data

The THEMIS mission (Angelopoulos, 2008) was launched in February 2007 and consists of five identically equipped satellites (A, B, C, D, and E). The main goal of this mission is to carry out multipoint investigations of substorm phenomena in the tail of the terrestrial magnetosphere (Sibeck and Angelopoulos, 2008). The fluxgate magnetometer (MAG) measures the background magnetic field (Auster et al., 2008). The electric field instrument (EFI) (Bonnell et al., 2008) measures the wave electric field. The electrostatic analyzer (ESA) measures the thermal (5 eV - 25 keV) ions and electrons (McFadden et al., 2008). The solid state telescope (SST) measures the hot (25 keV to >1 MeV) ions and electrons (Angelopoulos et al., 2008). In this study, observations from the 3 inner probes (A, D and E) are analyzed to identify fast flow bursts that were observed when the 3 satellites were closely separated on the night side, located at least 6RE away from the Earth in radial distance, and within a magnetic local time (MLT) region of  $\pm 5$  hours from local midnight.

The all sky imager (ASI) data on the ground is analyzed to complement the response of ionosphere to fast flow bursts. The ground data provides contextual information on the processes observed in space by providing a two-dimensional view of the injection's formation and propagation, as well as its connection to the substorm evolution. A series of ground magnetometer

90 arrays are used to generate the equivalent ionospheric currents (EICs) and current amplitudes at 10s resolution using the spherical elementary current systems (SECS) technique (Amm and Viljanen, 1999; Amm et al., 2002; Weygand et al., 2011, 2012; Weygand and Wing, 2016). They consist of a curl-free system whose divergences represent the FACs. It also consists of a divergence-free elementary system that is contained entirely within the ionosphere (Amm et al., 2002). This study analyzes the EICs during conjunctions with the THEMIS satellites for the selected fast flow cases.

95 The electron flux data at geostationary orbit are measured by the Magnetospheric Electron Detector (MAGED) (Rowland and Weigel, 2012) onboard the Geostationary Operational Environmental Satellite (GOES) 13 and 15. The MAGED operates on five energy channels; 40 keV, 75 keV, 150 keV, 275 keV, and 475 keV and has nine telescopes pointing in different directions.

The substorms are identified using the midlatitude positive bay (MPB) index (McPherron and Chu, 2017) and checking the SuperMAG Auroral Electrojet Indices (SMU and SML) (Gjerloev, 2009; Newell and Gjerloev, 2011). The MPB index is  
100 calculated as the moving variance of changes in the H and D components ( $\Delta H^2 + \Delta D^2$ ) obtained generally from 20 to 53 stations at midlatitudes ( $20^\circ - 52^\circ$  in magnetic latitude) from the International Real-time Magnetic Observatory 127 Network (Chu et al., 2015b). The MPB index is insensitive to the localized fine structure of the electrojet and can well capture the global substorm current wedge (Chu et al., 2015b).

### 3 Selection Criteria

105 In this study, we analyzed the THEMIS observations to identify fast flow burst events that were observed by all 3 inner THEMIS satellites (THEMIS A, D, and E) at the end of 2015 when the THEMIS configuration was identical to that considered by Sergeev et al. (2012) and was recreated by the THEMIS mission operations team. This unique tail science phase configuration lasted around 3 months (October, November, and December). The configuration of the 3 THEMIS spacecraft were very favourable for determining the magnetic field gradients and plasma parameters in the magnetotail, because the y coordinates of the 3 satellites  
110 were almost the same, and it could be assumed that all differences between the magnetic field measured at the 3 satellites are caused by satellites separation in the (x, z) plane, allowing us to derive the time varying parameters such as the current density, lobe magnetic field, curvature force density, and plasma pressure.

We studied the data from this unique tail science phase configuration to identify pairs of fast flows (where one event represented pseudobreakups and another event represented substorm fast flow burst) that occurred within a few hours of each other  
115 on the same orbit (so that the background conditions were as similar as possible), during close separation between the 3 inner THEMIS satellites on the night side, located at least 6RE away from the Earth in radial distance, and within a magnetic local time (MLT) region of  $\pm 5$  hours from local midnight. The MPB index and the Auroral Electrojet Indices were used to distinguish between pseudobreakups (quiet conditions) and substorm (active conditions) fast flow bursts, where the MPB substorm is defined as the MPB index larger than  $25\text{nT}^2$ . The SuperMAG Auroral Electrojet Indices (SMU and SML) were checked and  
120 plotted for convenience to show the difference for substorm fast flow bursts and pseudobreakup events. The MPB index is used because it is insensitive to the localized fine structure of the electrojet and can well capture the global substorm current wedge.

In addition, the fast flow bursts were selected based on at least one sample of the perpendicular velocity projected to the XY plane exceeding 150km/s. The start/end time of the fast flow bursts were defined by the first/last time when the earthward velocity component exceeded 120km/s. The observations while the THEMIS satellites were in the eclipse were excluded. Fast flow bursts that occurred within 60 seconds of each other were merged into one flow (Li et al., 2021). The above criteria allowed us to identify 3 pairs of fast flow bursts that are discussed in this study.

#### 4 Observations

The THEMIS spacecraft in situ measurements for 6 selected fast flow burst cases are shown in Figure 1 to Figure 3. The pseudobreakups fast flow bursts are highlighted in green (Cases 1, 3, and 5) while substorm related fast flow bursts are highlighted in yellow (Cases 2, 4 and 6). Figure 1 shows the pair of fast flow bursts, Cases 1 and 2, that were observed on 25<sup>th</sup> December 2015. The pseudobreakups fast flow burst, Case 1, was observed around 05:35 UT by all 3 THEMIS spacecraft. The MPB index was around 5nT<sup>2</sup> and all 3 spacecraft observed magnetic field fluctuations. The Bx magnetic field component decreased by ~20nT while the Bz magnetic field component increased by ~20nT. THEMIS D observed the maximum ion perpendicular velocity, around 725km/s in the x direction. Approximately 2.5 hours later, at around 8:17 UT, all 3 THEMIS spacecraft observed another burst of fast flows, Case 2. The MPB index increased to just over 200nT<sup>2</sup> and all 3 THEMIS spacecraft observed significant fluctuation in magnetic field and ion perpendicular velocity that were consistent across all 3 spacecraft. The Bx and Bz magnetic field components increased while THEMIS D observed the maximum ion perpendicular velocity of around 310km/s in the x direction.

Figure 2 shows the pair of fast flow bursts, Cases 3 and 4, that were observed on 20<sup>th</sup> December 2015. The pseudobreakups fast flow burst, Case 3, was observed around 02:40 UT by all 3 THEMIS spacecraft when the MPB index was around 20nT<sup>2</sup>. All 3 spacecraft observed fluctuations in magnetic field and ion perpendicular velocity. The peak ion perpendicular velocity of around 290km/s was observed by THEMIS A while all 3 spacecraft observed an increase in the Bz magnetic field component. On the other hand, the substorm fast flow burst, Case 4, was observed around 2 hours later. The MPB index increased to more than 2500nT<sup>2</sup>, indicating a large substorm. All 3 THEMIS spacecraft observed significant variation in magnetic field and ion perpendicular velocity. The peak ion perpendicular velocity, around 530km/s, was observed by THEMIS E. In addition, Figure 3 shows the pair of fast flow bursts, Cases 5 and 6, that were observed on 10<sup>th</sup> December 2015. The pseudobreakups fast flow burst, Case 5, was observed around 06:50 UT when the MPB index was around 10nT<sup>2</sup>. All 3 THEMIS spacecraft observed fluctuations in magnetic field and ion perpendicular velocity. In this case THEMIS E observed the largest peak ion velocity of around 600km/s. The substorm fast flow burst was observed less than an hour later, around 07:40 UT, as the MPB index increased to around 570nT<sup>2</sup>. Again the fluctuations in the magnetic field and ion perpendicular velocity was consistently observed by all 3 THEMIS spacecraft. The Bx magnetic field components decreased while THEMIS D observed the maximum ion perpendicular velocity of around 500km/s in the x direction.

The location of the 3 THEMIS spacecraft (THEMIS A, D and E) in the GSM coordinate system for the selected fast flow bursts are shown in Figure 4. The yellow and green dots indicate where each fast flow was observed along the orbit of each

155 THEMIS spacecraft. During the observation of these six fast flow burst events the configuration of the 3 THEMIS spacecraft  
were very favourable for determining the magnetic field gradients and plasma parameters in the magnetotail, because the y  
coordinates of the 3 satellites were almost the same, and it could be assumed that all differences between the magnetic field  
measured at the 3 satellites are caused by satellites separation in the (x, z) plane. In the tail science phase (September to  
December 2015 ) the apogee of the 3 THEMIS spacecraft were approximately 12 Re. The probes were separated by 1000 km  
160 to a few Earth radii at apogee. In addition, during the observation of the selected fast flow bursts, at least, one of the two GOES  
13 and 15 satellites were ideally located on the night side to observe injections that may have been associated to the earthward  
fast flow bursts. The next section discusses the derived equivalent ionospheric currents and current amplitudes (the current  
amplitudes are simply the current perpendicular to the ionosphere at an altitude of 100 km), the ASI data on the ground, and  
the electron flux data from the MAGED measurements onboard the GOES 13 and 15 satellites associated with each fast flow  
165 burst.

The substorm ionospheric currents are typically accompanied with a clockwise and a counter-clockwise vortex associated  
with corresponding vortices in the magnetosphere. Multipoint analysis of conjugate magnetospheric and ionospheric flow  
vortices for a single substorm related fast flow burst was performed by Keiling et al. (2009) to show that the EIC vortices were  
directly driven by the flow vortices in the magnetosphere. In this study, we investigate the magnetospheric and ionospheric  
170 response to fast flow bursts during both substorm and non-substorm times. We analyzed in detail the six fast flow burst cases.  
Figure 5 shows the derived EICs and their current amplitudes plotted over ASI mosaics for fast flow burst Case 4 that was  
observed on 20<sup>th</sup> December 2015. This fast flow burst corresponds to Case 4 which is a substorm-time flow and the THEMIS  
satellites began observing the flow around 04:50 UT on 20<sup>th</sup> December 2015 (Figure 2). Before the initiation of the flow burst,  
~ 04:45 UT (Figure 5a and 5b), there were very weak, large-scale clockwise flow vortices that overlapped with the foot print of  
175 the THEMIS satellites. The center of the vortex is located at about 55° GLat and 257° WGLong (marked by green circles). Note  
that clockwise and counter-clockwise rotations correspond to downward and upward FAC, respectively. At this time there were  
only downward region 2 and upward region 1 currents. A two thin equatorward drifting east-west auroral arcs, moving south  
in ASIs WHIT (61° 225°), FSIM (62° 239°), FSMI (60° 248°), and ATHA (55° 247°) were also observed starting at about  
0445 UT. However, during the fast flow burst event, ~ 04:50 UT (Figure 5c and 5d), relatively stronger counter-clockwise  
180 current vortices develops at 52° GLat and 265° WGLong and the downward region 1 current system and upward Harang  
current intensifies just north and south respectively of the THEMIS satellite foot points. An intensified westward electrojet and  
the poleward arc formed/brightened in ASIs FSIM and FSMI at about 0453 UT. The strong current vortices in the equivalent  
ionospheric currents were continuously observed and intensified to the end of the fast flow burst, ~ 04:58 UT (Figure 5e and  
5f). A streamer in ASIs FSMI and ATHA is also observed starting at about 0453 UT and ending by about 0502 UT. The  
185 equivalent currents closest to the streamer point poleward from about 0453 UT to 0455 UT, then rotates and point toward the  
SW from 0457 UT to 0502 UT. The aurora brightened at the ATHA ASI from about 0451 UT and moved poleward into the  
field of view of the RANK ASI starting at 0456 UT. These observations are consistent with past observations (Keiling et al.,  
2009; Li et al., 2021), indicating that the ionospheric currents are associated with plasma flow vortices in the magnetosphere  
for fast flow bursts that are associated with substorms.

190 The same analysis was performed on pseudobreakups. Figure 6 shows the derived equivalent ionospheric currents and their current amplitudes plotted over a sequence of ASI mosaics for fast flow burst Case 1. This fast flow burst occurred during relatively quiet geomagnetic activity conditions and the inner THEMIS satellites began observing the flow around 05:35 UT on 25<sup>th</sup> December 2015 (Figure 1). Before the initiation of this fast flow burst,  $\sim$  05:30 UT (Figure 6a and 6b), the EICs were very weak and the ASIs did not observe significant activity. However, during the fast flow burst,  $\sim$  05:38 UT (Figure 6c and 195 6d), larger EICs were observed near the satellite foot points. This enhancement in the EICs begins at about 0537 UT. To west of the spacecraft foot points the EICs point southward and to the east of the footpoints the EICs point poleward indicating the foot points are within the Harang current system. The EICs continued to strengthen to the end of the fast flow burst,  $\sim$  05:50 UT (Figure 6e and 6f). During the fast flow burst the spacecraft foot points were located in the upward (red) Harang current and between a downward region 1 current system and a downward region 2 current system. Starting at 0549 UT an auroral 200 streamer appears between the downward and upward currents, consistent with the magnetospheric fast flow burst (Kauristie et al., 2000; Nakamura et al., 2001, 2004). Figure 6e shows a streamer was present in both the GILL ( $56^\circ$   $265^\circ$ ) and RANK ( $63^\circ$   $268^\circ$ ) ASIs between 05:49 - 05:51 UT, but the poleward pointing EICS suggest that the streamer is present until about 0557 UT (marked by green circles). The EICs just to the east of the streamer pointed poleward, which is a good indicator of ionospheric flow from the North to the South and consistent with a north south streamer. The current density near the foot point 205 of the THEMIS spacecraft just prior to the fast flow burst at 0535 UT had current density of about  $0.1 \mu\text{A}/\text{m}^2$  and increased to a peak value of  $1 \mu\text{A}/\text{m}^2$  near the end of the flow burst. This shows that although the ionosphere current response to the pseudobreakups is not as strong as it is for substorm fast flow bursts, nevertheless it is still connected to plasma flow vortices in the magnetosphere.

The earthward fast flow bursts could also play an important role in actively accelerating particles or directly injecting ener- 210 getic particles into the inner magnetosphere. At substorm onset, the particle flux increases and often lasts tens of minutes to over an hour. In this study, we analyze the electron flux data from the MAGED observations onboard the GOES 13 and 15 satellites. These two satellites were ideally positioned on the night side to observe such injections for the selected fast flow burst cases.

The magnetosphere response to pseudobreakups, Case 1, at around 05:35 UT on 25<sup>th</sup> December 2015 is presented in Figures 215 7. The magnetic field measured by THEMIS A, D and E respectively is shown in panels a-c, while the perpendicular ion velocity measured by THEMIS A, D and E respectively is shown in panels d-f, and the magnetic field from GOES-13 and GOES-15 is shown in panels i and j respectively. The lower two panels (k and l) show the electron flux measured by GOES-13 and GOES-15 respectively. The grey vertical lines mark the peak perpendicular velocity associated with each fast flow burst as observed by each THEMIS spacecraft. It is clear that both GOES-13 and GOES-15 satellites did not observe significant 220 flux increase for any of the five energy channels (40 keV, 75 keV, 150 keV, 275 keV, and 475 keV). Also both GOES-13 and GOES-15 did not observe any significant variation in the magnetic field. For this particular case, both GOES-13 and GOES-15 spacecraft were located on the night side, around 6RE away from the THEMIS spacecraft, at around 0.5 MLT and 21MLT respectively. GOES-13 spacecraft was located slightly to the dawn-side, around 2h MLT from the THEMIS spacecraft, and may have not been able to observe injections related to the fast flow burst. However, GOES-15 spacecraft was within 1h MLT

225 from the 3 THEMIS spacecraft and ideally located to observe injections associated with the fast flow burst, but did not observe anything. This is an indication that pseudobreakups may only cause localized particle injections that do not penetrate very deep into the magnetosphere and hence are not observed at geosynchronous orbit. The same can be shown for the other two pseudobreakup cases (Case 3 and 5) presented in this study.

230 Figures 8 shows the magnetosphere response to substorm fast flow bursts, Case 2, at around 08:17 UT on 25<sup>th</sup> December 2015. Clearly, both GOES-13 and GOES-15 observed significant flux increases in multiple energy channels. In this case GOES-15 spacecraft was within the same MLT hour ( $\sim 23$ MLT). GOES-15 began observing a flux increase at 08:17 across all five energy channels (40 keV, 75 keV, 150 keV, 275 keV, and 475 keV), with the most significant increases in flux observed at low energies (e.g, 40 keV, 75 keV, and 150 keV) that was more pronounced (by up to 2 orders of magnitude). GOES-13 also observed an increase in flux across all energy channels a few minutes later, despite being located more than 3h MLT away on  
235 the dawn-side. This shows that substorm fast flow bursts are more likely to produce a strong inner magnetosphere response. The other two substorm fast flow bursts also show strong magnetosphere responses that were similarly observed by the GOES spacecraft. It is worth noting that we studied flux observations for other geosynchronous satellites that were ideally located on the night side to observe such injections at the time of these fast flow bursts, such as the Los Alamos National Laboratory (LANL) satellites, for which similar particle injections were observed.

In addition, to understand the difference in the magnetospheric response between substorm fast flow bursts and pseudobreakups, we studied the curvature force density ( $F$ ) (Li et al., 2011; Palin et al., 2012), estimated based on equatorial pressure gradient (panels h of Figures 7 and 8), and the magnetic lobe ( $B_{\text{lobe}}$ ) (panels g of Figures 7 and 8) using the unique configuration of the 3 THEMIS spacecraft, in close proximity, coplanar, with a normal directed along  $Y_{\text{gsm}}$  (Artemyev et al., 2019). The results show a clear and consistent difference between pseudobreakups and substorm fast flow bursts. For pseudobreakups (Figure 7), the  $B_{\text{lobe}}$  decreased from  $\sim 42$ nT before the fast flow burst to  $\sim 34$ nT after fast flow burst, while there were fluctuations during the fast flow burst. The curvature force density also fluctuated, but was largely similar and relatively small before and after the fast flow burst ( $\sim 50$

240 In contrast, for substorm fast flow burst shown in Figure 8, the decrease in  $B_{\text{lobe}}$  value was much more apparent as  $B_{\text{lobe}}$  decreased from ( $\sim 54$ nT) to ( $\sim 34$ nT). Also the fluctuations consisted of larger amplitudes and higher frequencies. The curvature force density increased gradually to  $\sim 3400$  nT<sup>2</sup>/RE before the fast flow burst, which was much larger than what was observed for pseudobreakups (Figures 7h). As energy is released during the fast flow burst, the curvature force density decreased to  $\sim 800$  nT<sup>2</sup>/RE and remained relatively low, with large amplitude and high frequency fluctuations. These observations indicate  
245 that much more magnetic flux and energy (Chu et al., 2021) is released during substorm fast flow bursts than pseudobreakups and hence the substorm fast flow bursts are capable of penetrating deeper into the inner magnetosphere (Dubyaagin et al., 2011, 2010). Please refer to appendix for figures and videos for all the cases that are not shown here.



## 5 Conclusion

In this study, multipoint analysis of conjugate magnetospheric and ionospheric observations were used to investigate the mag-  
250 netospheric and ionospheric responses to substorm fast flow bursts and pseudobreakup events. The 3 inner THEMIS spacecraft  
(THEMIS A, D, and E) in situ measurements of THEMIS observations were used to select 3 pairs of fast flow bursts associated  
with substorm and pseudobreakup events. These fast flow bursts were observed during close separations on the night side,  
beyond 6RE from the Earth in radial distance, and a magnetic local time (MLT) region of  $\pm 5$  hours from local midnight. The  
unique tail science phase configuration of the 3 THEMIS spacecraft provided the opportunity to study in detail the magne-  
255 tospheric and ionospheric response to each substorm fast flow burst and pseudobreakup event, allowing us to derive the time  
varying parameters such as the current density, lobe magnetic field, curvature force density, and plasma pressure. Using these  
parameters we were able to compare and understand what properties control the differences in the magnetosphere-ionosphere  
responses between substorm fast flow bursts and pseudobreakup events, and how such differences lead to the different iono-  
spheric responses.

260 The results show that ionospheric currents respond to both substorm fast flow bursts and pseudobreakup events. This in-  
dicates that the ionosphere currents are created by plasma flow vortices in the magnetosphere for fast flow bursts that are  
associated with substorms fast flow bursts and pseudobreakup events. The magnetic flux in the tail is much stronger for strong  
substorms and much weaker for pseudobreakup events. The  $B_{\text{lobe}}$  decreases significantly (by up to 40%) for substorm fast flow  
bursts, but much smaller decrease in  $B_{\text{lobe}}$  for pseudobreakup events. The curvature force density for pseudobreakups are much  
265 smaller than substorm fast flow events, indicating that the pseudobreakups may not be able to penetrate deep into the inner  
magnetosphere.

In addition, the magnetospheric and ionospheric response to substorm fast flow bursts is stronger compared to pseudo-  
breakups. The pseudobreakups may only cause localized particle injections that do not penetrate very deep into the inner  
magnetosphere. However, more magnetic flux and energy are released during substorm fast flow bursts and hence the substorm  
270 fast flow bursts are capable of penetrating deep into the inner magnetosphere and produce a much stronger magnetospheric  
response. This association can help us study the properties and activity of the magnetospheric earthward flow vortices from  
ground data. Satellite data is not always available to observe these events in the magnetosphere, whereas ground data can  
be readily available. Therefore, if we understand how these ionospheric currents respond to substorm fast flow bursts and  
pseudobreakup events, then we can determine magnetospheric conditions based on ground observations.

275 *Acknowledgements.* The authors would like to thank Anton Artemyev for useful discussions. HA, JB, JL, JW, and XC would like to acknowl-  
edge the NASA HSR grant 80NSSC18K1227. The THEMIS data are publicly available from <http://themis.ssl.berkeley.edu>. The SECS-EIC  
data are publicly available from <http://www.igpp.ucla.edu/public/jweygand/SECS/>. The GOES 13 and 15 electron flux data and magnetic  
field data are publicly available from NOAA (<https://www.ngdc.noaa.gov/stp/satellite/goes/>). We gratefully acknowledge the SuperMAG col-  
laborators (<https://supermag.jhuapl.edu/info/?page=acknowledgement>). The SML, SMU, SME Indices (Newell and Gjerloev, 2011) were  
280 used in this study. The SuperMAG data are publicly available from <http://supermag.jhuapl.edu/>.

## References

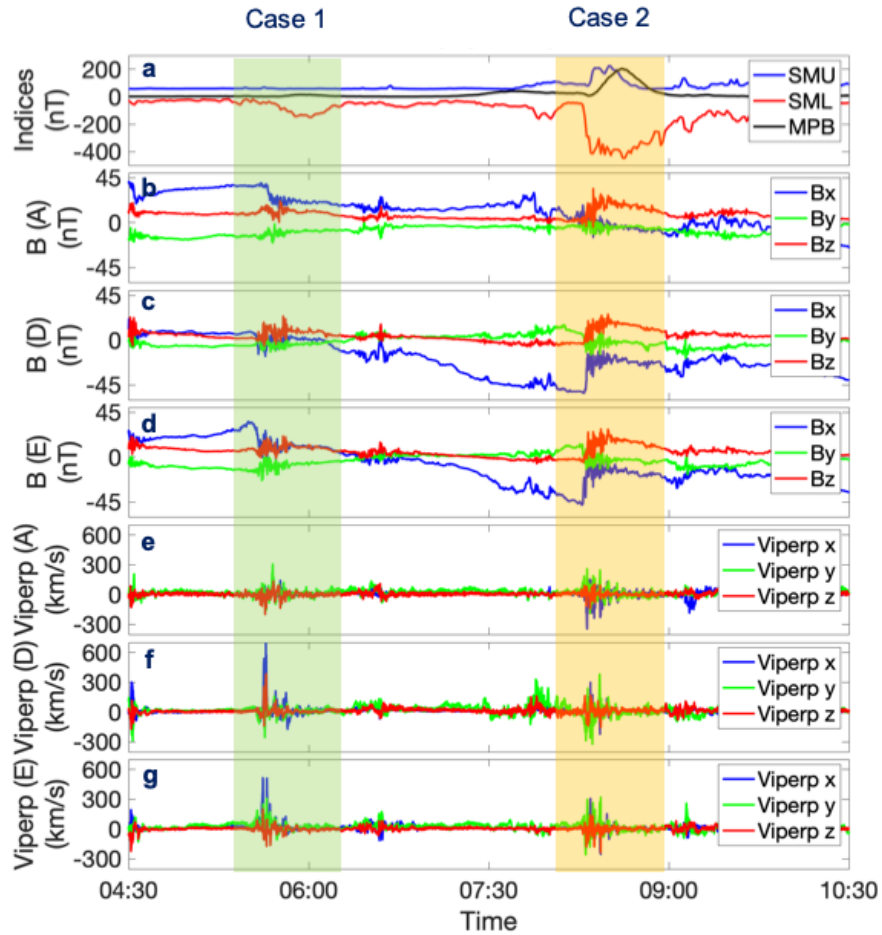
- Akasofu, S.-I.: The Development of the Auroral Substorm, *Planetary and Space Science*, 12, 273–282, 1964.
- Akasofu, S.-I.: *Physics of Magnetospheric Substorms*, D. Reidel, Dordrecht, Netherlands., 1976.
- Amm, O. and Viljanen, A.: Ionospheric disturbance magnetic field continuation from the ground to the ionosphere using spherical elementary  
285 current systems, *Earth, Planets and Space*, 51, 431–440, <https://doi.org/10.1186/BF03352247>, 1999.
- Amm, O., Engebretson, M. J., Hughes, T., Newitt, L., Viljanen, A., and Watermann, J.: A traveling convection vortex event study: Instantaneous ionospheric equivalent currents, estimation of field-aligned currents, and the role of induced currents, *Journal of Geophysical Research: Space Physics*, 107, SIA 1–1–SIA 1–11, <https://doi.org/https://doi.org/10.1029/2002JA009472>, 2002.
- Angelopoulos, V.: The THEMIS Mission, *Space Science Reviews*, 141, 5, <https://doi.org/10.1007/s11214-008-9336-1>, 2008.
- 290 Angelopoulos, V., Baumjohann, W., Kennel, C. F., Coroniti, F. V., Kivelson, M. G., Pellat, R., Walker, R. J., Luehr, H., and Paschmann, G.: Bursty bulk flows in the inner central plasma sheet, *J. Geophys. Res.*, 97, 4027–4039, 1992.
- Angelopoulos, V., McFadden, J. P., Larson, D., Carlson, C. W., Mende, S. B., Frey, H., Phan, T., Sibeck, D. G., Glassmeier, K.-H., Auster, U., Donovan, E., Mann, I. R., Rae, I. J., Russell, C. T., Runov, A., Zhou, X.-Z., and Kepko, L.: Tail Reconnection Triggering Substorm Onset, *Science*, 321, 931–935, <https://doi.org/10.1126/science.1160495>, 2008.
- 295 Artemyev, A. V., Angelopoulos, V., Runov, A., and Petrukovich, A. A.: Global View of Current Sheet Thinning: Plasma Pressure Gradients and Large-Scale Currents, *Journal of Geophysical Research: Space Physics*, 124, 264–278, <https://doi.org/https://doi.org/10.1029/2018JA026113>, 2019.
- Auster, H. U., Glassmeier, K. H., Magnes, W., Aydogar, O., Baumjohann, W., Constantinescu, D., Fischer, D., Fornaçon, K. H., Georgescu, E., Harvey, P., Hillenmaier, O., Kroth, R., Ludlam, M., Narita, Y., Nakamura, R., Okrafka, K., Plaschke, F., Richter, I., Schwarzl,  
300 H., Stoll, B., Valavanoglou, A., and Wiedemann, M.: The THEMIS Fluxgate Magnetometer, *Space Science Reviews*, 141, 235–264, <https://doi.org/10.1007/s11214-008-9365-9>, 2008.
- Baker, D. N.: Solar wind-magnetosphere drivers of space weather., *Journal of Atmospheric and Terrestrial Physics*, 58, 1509–1526, 1996.
- Baker, D. N., Fritz, T. A., Wilken, B., Higbie, P. R., Kaye, S. M., Kivelson, M. G., Moore, T. E., Stüdemann, W., Masley, A. J., Smith, P. H., and Vampola, A. L.: Observation and modeling of energetic particles at synchronous orbit on July 29, 1977, *Journal of Geophysical  
305 Research: Space Physics*, 87, 5917–5932, <https://doi.org/https://doi.org/10.1029/JA087iA08p05917>, 1982.
- Baumjohann, W., Paschmann, G., and Cattell, C. A.: Average plasma properties in the central plasma sheet, *Geophys. Res. Lett.*, 94, 6597–6606, <https://doi.org/10.1029/JA094iA06p06597>, 1989.
- Baumjohann, W., Blanc, M., Fedorov, A., Glassmeier, K.-H., and Glassmeier, K.-H.: Current Systems in Planetary Magnetospheres and Ionospheres, *Space Sci Rev*, 152, 99–134, <https://doi.org/10.1007/s11214-010-9629-z>, 2010.
- 310 Birn, J. and Hesse, M.: The substorm current wedge in MHD simulations, *Journal of Geophysical Research: Space Physics*, 118, 3364–3376, <https://doi.org/https://doi.org/10.1002/jgra.50187>, 2013.
- Birn, J. and Hesse, M.: The substorm current wedge: Further insights from MHD simulations, *Journal of Geophysical Research: Space Physics*, 119, 3503–3513, <https://doi.org/https://doi.org/10.1002/2014JA019863>, 2014.
- Birn, J., Thomsen, M. F., Borovsky, J. E., Reeves, G. D., McComas, D. J., Belian, R. D., and Hesse, M.: Substorm ion injections: Geosynchronous observations and test particle orbits in three-dimensional dynamic MHD fields, *Journal of Geophysical Research: Space Physics*,  
315 102, 2325–2341, <https://doi.org/https://doi.org/10.1029/96JA03032>, 1997.

- Birn, J., Nakamura, R., Panov, E. V., and Hesse, M.: Bursty bulk flows and dipolarization in MHD simulations of magnetotail reconnection, *Journal of Geophysical Research: Space Physics*, 116, <https://doi.org/https://doi.org/10.1029/2010JA016083>, 2011.
- 320 Bonnell, J. W., Mozer, F. S., Delory, G., Hull, A. J., Ergun, R. E., Cully, C. M., V., A., and Harvey, P. R.: The electric field instrument (EFI) for THEMIS, *Space Sci. Rev.*, 141, 303–341, 2008.
- Borovsky, J. E. and Bonnell, J.: The dc electrical coupling of flow vortices and flow channels in the magnetosphere to the resistive ionosphere, *Journal of Geophysical Research: Space Physics*, 106, 28 967–28 994, <https://doi.org/https://doi.org/10.1029/1999JA000245>, 2001.
- Chu, X., McPherron, R. L., Hsu, T.-S., and Angelopoulos, V.: Solar cycle dependence of substorm occurrence and duration: Implications for onset, *Journal of Geophysical Research: Space Physics*, 120, 2808–2818, <https://doi.org/https://doi.org/10.1002/2015JA021104>, 2015a.
- 325 Chu, X., McPherron, R. L., Hsu, T.-S., and Angelopoulos, V.: Solar cycle dependence of substorm occurrence and duration: Implications for onset, *Journal of Geophysical Research: Space Physics*, 120, 2808–2818, <https://doi.org/https://doi.org/10.1002/2015JA021104>, 2015b.
- Chu, X., McPherron, R. L., Hsu, T.-S., Angelopoulos, V., Pu, Z., Yao, Z., Zhang, H., and Connors, M.: Magnetic mapping effects of substorm currents leading to auroral poleward expansion and equatorward retreat, *Journal of Geophysical Research: Space Physics*, 120, 253–265, <https://doi.org/https://doi.org/10.1002/2014JA020596>, 2015.
- 330 Chu, X., McPherron, R., Hsu, T., Angelopoulos, V., Weygand, J. M., Liu, J., and Bortnik, J.: Magnetotail flux accumulation leads to substorm current wedge formation: A case study, *Journal of Geophysical Research: Space Physics*, 126, <https://doi.org/https://doi.org/10.1029/2020JA028342>, 2021.
- Dubyagin, S., Sergeev, V., Apatenkov, S., Angelopoulos, V., Nakamura, R., McFadden, J., Larson, D., and Bonnell, J.: Pressure and entropy changes in the flow-braking region during magnetic field dipolarization, *Journal of Geophysical Research: Space Physics*, 115, <https://doi.org/https://doi.org/10.1029/2010JA015625>, 2010.
- 335 Dubyagin, S., Sergeev, V., Apatenkov, S., Angelopoulos, V., Runov, A., Nakamura, R., Baumjohann, W., McFadden, J., and Larson, D.: Can flow bursts penetrate into the inner magnetosphere?, *Geophysical Research Letters*, 38, <https://doi.org/https://doi.org/10.1029/2011GL047016>, 2011.
- Gabrielse, C., Spanswick, E., Artemyev, A., Nishimura, Y., Runov, A., Lyons, L., Angelopoulos, V., Turner, D. L., Reeves, G. D., McPherron, R., and Donovan, E.: Utilizing the Heliophysics/Geospace System Observatory to Understand Particle Injections: Their Scale Sizes and Propagation Directions, *Journal of Geophysical Research: Space Physics*, 124, 5584–5609, <https://doi.org/https://doi.org/10.1029/2018JA025588>, 2019.
- 340 Gjerloev, J. W.: A Global Ground-Based Magnetometer Initiative, *Eos, Transactions American Geophysical Union*, 90, 230–231, <https://doi.org/https://doi.org/10.1029/2009EO270002>, 2009.
- 345 Hones Jr., E. W., Akasofu, S.-I., Perreault, P., Bame, S. J., and Singer, S.: Poleward expansion of the auroral oval and associated phenomena in the magnetotail during auroral substorms: 1., *Journal of Geophysical Research*, 75, 7060–7074, <https://doi.org/https://doi.org/10.1029/JA075i034p07060>, 1970.
- Hsu, T. S. and McPherron, R. L.: A statistical analysis of substorm associated tail activity, *Adv. Space Res.*, 50, 1317–1343, 2012.
- 350 Kauristie, K., Sergeev, V. A., Kubyshkina, M., Pulkkinen, T. I., Angelopoulos, V., Phan, T., Lin, R. P., and Slavin, J. A.: Ionospheric current signatures of transient plasma sheet flows, *Journal of Geophysical Research: Space Physics*, 105, 10 677–10 690, <https://doi.org/https://doi.org/10.1029/1999JA900487>, 2000.
- Keiling, A., Angelopoulos, V., Runov, A., Weygand, J., Apatenkov, S. V., Mende, S., McFadden, J., Larson, D., Amm, O., Glassmeier, K.-H., and Auster, H. U.: Substorm current wedge driven by plasma flow vortices: THEMIS observations, *Journal of Geophysical Research: Space Physics*, 114, <https://doi.org/https://doi.org/10.1029/2009JA014114>, 2009.

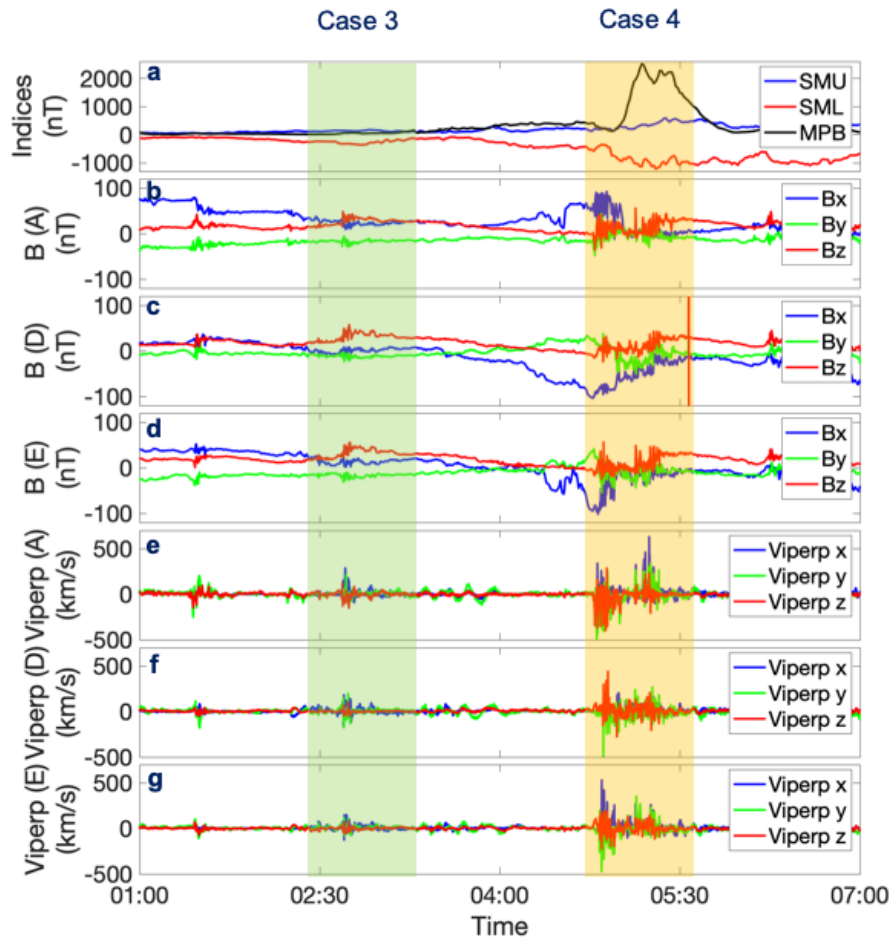
- 355 Kepko, L., McPherron, R. L., Amm, O., Apatenkov, S., W., B., Birn, J., Lester, M., Nakamura, R., Pulkkinen, T. I., and Sergeev, V.: Substorm Current Wedge Revisited, *Space Sci. Rev.*, 2014.
- Kepko, L., McPherron, R. L., Amm, O., Apatenkov, S., Baumjohann, W., Birn, J., Lester, M., Nakamura, R., Pulkkinen, T. I., and Sergeev, V.: Substorm Current Wedge Revisited, *Space Science Reviews*, 190, 1–46, <https://doi.org/10.1007/s11214-014-0124-9>, 2015.
- Koskinen, H. E. J., Lopez, R. E., Pellinen, R. J., Pulkkinen, T. I., Baker, D. N., and Bösinger, T.: Pseudobreakup and sub-  
360 storm growth phase in the ionosphere and magnetosphere, *Journal of Geophysical Research: Space Physics*, 98, 5801–5813, <https://doi.org/https://doi.org/10.1029/92JA02482>, 1993.
- Li, J., Chu, X., Bortnik, J., Weygand, J., Wang, C.-P., Liu, J., McPherron, R., and Kellerman, A.: Characteristics of Substorm-Onset-Related and Non-substorm Earthward Fast Flows and Associated Magnetic Flux Transport: THEMIS Observations, *Journal of Geophysical Research: Space Physics*, <https://doi.org/https://doi.org/10.1029/2020JA028313>, 2021.
- 365 Li, S.-S., Angelopoulos, V., Runov, A., Zhou, X.-Z., McFadden, J., Larson, D., Bonnell, J., and Auster, U.: On the force balance around dipolarization fronts within bursty bulk flows, *Journal of Geophysical Research: Space Physics*, 116, <https://doi.org/https://doi.org/10.1029/2010JA015884>, 2011.
- Liu, J., Angelopoulos, V., Runov, A., and Zhou, X.-Z.: On the current sheets surrounding dipolarizing flux bundles in the magnetotail: The case for wedgelets, *Journal of Geophysical Research: Space Physics*, 118, 2000–2020, <https://doi.org/https://doi.org/10.1002/jgra.50092>,  
370 2013a.
- Liu, J., Angelopoulos, V., Zhou, X.-Z., Runov, A., and Yao, Z.: On the role of pressure and flow perturbations around dipolarizing flux bundles, *Journal of Geophysical Research: Space Physics*, 118, 7104–7118, <https://doi.org/https://doi.org/10.1002/2013JA019256>, 2013b.
- Liu, J., Angelopoulos, V., Zhou, X.-Z., and Runov, A.: Magnetic flux transport by dipolarizing flux bundles, *Journal of Geophysical Research: Space Physics*, 119, 909–926, <https://doi.org/https://doi.org/10.1002/2013JA019395>, 2014.
- 375 Liu, J., Angelopoulos, V., Chu, X., Zhou, X.-Z., and Yue, C.: Substorm current wedge composition by wedgelets, *Geophysical Research Letters*, 42, 1669–1676, <https://doi.org/https://doi.org/10.1002/2015GL063289>, 2015.
- Lopez, R. E., Sibeck, D. G., McEntire, R. W., and Krimigis, S. M.: The energetic ion substorm injection boundary, *Journal of Geophysical Research: Space Physics*, 95, 109–117, <https://doi.org/https://doi.org/10.1029/JA095iA01p00109>, 1990.
- Lyons, L. R., Nishimura, Y., Xing, X., Runov, A., Angelopoulos, V., Donovan, E., and Kikuchi, T.: Coupling of dipolarization front flow bursts  
380 to substorm expansion phase phenomena within the magnetosphere and ionosphere, *Journal of Geophysical Research: Space Physics*, 117, <https://doi.org/https://doi.org/10.1029/2011JA017265>, 2012.
- McIlwain, C. E.: Plasma convection in the vicinity of the geosynchronous orbit, 269, Dordrecht, Netherlands: Springer, Dordrecht, 1972.
- McPherron, R. L.: Growth phase of magnetospheric substorms, *Journal of Geophysical Research (1896-1977)*, 75, 5592–5599, <https://doi.org/https://doi.org/10.1029/JA075i028p05592>, 1970.
- 385 McPherron, R. L.: Magnetospheric substorms, *Reviews of Geophysics*, 17, 657–681, <https://doi.org/https://doi.org/10.1029/RG017i004p00657>, 1979.
- McPherron, R. L. and Chu, X.: The Mid-Latitude Positive Bay and the MPB Index of Substorm Activity, *Space Science Reviews*, 206, 91–122, <https://doi.org/10.1007/s11214-016-0316-6>, 2017.
- McPherron, R. L. and Chu, X.: The Midlatitude Positive Bay Index and the Statistics of Substorm Occurrence, *Journal of Geophysical  
390 Research: Space Physics*, 123, 2831–2850, <https://doi.org/https://doi.org/10.1002/2017JA024766>, 2018.

- McPherron, R. L., Russell, C. T., and Aubry, M. P.: Satellite studies of magnetospheric substorms on August 15, 1968: 9. Phenomenological model for substorms, *Journal of Geophysical Research* (1896-1977), 78, 3131–3149, <https://doi.org/https://doi.org/10.1029/JA078i016p03131>, 1973.
- McPherron, R. L., Hsu, T.-S., Kissinger, J., Chu, X., and Angelopoulos, V.: Characteristics of plasma flows at the inner edge of the plasma sheet, *Journal of Geophysical Research: Space Physics*, 116, <https://doi.org/https://doi.org/10.1029/2010JA015923>, 2011.
- 395 Nakamura, R., Baker, D. N., Yamamoto, T., Belian, R. D., Bering III, E. A., Benbrook, J. R., and Theall, J. R.: Particle and field signatures during pseudobreakup and major expansion onset, *Journal of Geophysical Research: Space Physics*, 99, 207–221, <https://doi.org/https://doi.org/10.1029/93JA02207>, 1994.
- Nakamura, R., Baumjohann, W., Schödel, R., Brittnacher, M., Sergeev, V. A., Kubyshkina, M., Mukai, T., and Liou, K.: Earthward flow bursts, auroral streamers, and small expansions, *Journal of Geophysical Research: Space Physics*, 106, 10 791–10 802, <https://doi.org/https://doi.org/10.1029/2000JA000306>, 2001.
- 400 Nakamura, R., Baumjohann, W., Klecker, B., Bogdanova, Y., Balogh, A., Rème, H., Bosqued, J. M., Dandouras, I., Sauvaud, J. A., Glassmeier, K.-H., Kistler, L., Mouikis, C., Zhang, T. L., Eichelberger, H., and Runov, A.: Motion of the dipolarization front during a flow burst event observed by Cluster, *Geophysical Research Letters*, 29, 3–1–3–4, <https://doi.org/https://doi.org/10.1029/2002GL015763>, 2002.
- 405 Nakamura, R., Baumjohann, W., Mouikis, C., Kistler, L. M., Runov, A., Volwerk, M., Asano, Y., Vörös, Z., Zhang, T. L., Klecker, B., Rème, H., and Balogh, A.: Spatial scale of high-speed flows in the plasma sheet observed by Cluster, *Geophysical Research Letters*, 31, <https://doi.org/https://doi.org/10.1029/2004GL019558>, 2004.
- Nakamura, R., Retinò, A., Baumjohann, W., Volwerk, M., Erkaev, N., Klecker, B., Lucek, E. A., Dandouras, I., André, M., and Khotyaintsev, Y.: Evolution of dipolarization in the near-Earth current sheet induced by Earthward rapid flux transport, *Annales Geophysicae*, 27, 1743–1754, <https://doi.org/10.5194/angeo-27-1743-2009>, 2009.
- 410 Newell, P. T. and Gjerloev, J. W.: Evaluation of SuperMAG auroral electrojet indices as indicators of substorms and auroral power, *Journal of Geophysical Research: Space Physics*, 116, <https://doi.org/https://doi.org/10.1029/2011JA016779>, 2011.
- Nishimura, Y., Lyons, L. R., Angelopoulos, V., Kikuchi, T., Zou, S., and Mende, S. B.: Relations between multiple auroral streamers, pre-onset thin arc formation, and substorm auroral onset, *Journal of Geophysical Research: Space Physics*, 116, <https://doi.org/https://doi.org/10.1029/2011JA016768>, 2011.
- 415 Ohtani, S., Anderson, B. J., Sibeck, D. G., Newell, P. T., Zanetti, L. J., Potemra, T. A., Takahashi, K., Lopez, R. E., Angelopoulos, V., Nakamura, R., Klumpp, D. M., and Russell, C. T.: A multisatellite study of a pseudo-substorm onset in the near-Earth magnetotail, *Journal of Geophysical Research: Space Physics*, 98, 19 355–19 367, <https://doi.org/https://doi.org/10.1029/93JA01421>, 1993.
- Palin, L., Jacquy, C., Sauvaud, J.-A., Lavraud, B., Budnik, E., Angelopoulos, V., Auster, U., McFadden, J. P., and Larson, D.: Statistical analysis of dipolarizations using spacecraft closely separated along Z in the near-Earth magnetotail, *Journal of Geophysical Research: Space Physics*, 117, <https://doi.org/https://doi.org/10.1029/2012JA017532>, 2012.
- 420 Rowland, W. and Weigel, R. S.: Intracalibration of particle detectors on a three-axis stabilized geostationary platform, *Space Weather*, 10, <https://doi.org/https://doi.org/10.1029/2012SW000816>, 2012.
- Runov, A., Sergeev, V. A., Angelopoulos, V., Glassmeier, K.-H., and Singer, H. J.: Diamagnetic oscillations ahead of stopped dipolarization fronts, *Journal of Geophysical Research: Space Physics*, 119, 1643–1657, <https://doi.org/https://doi.org/10.1002/2013JA019384>, 2014.
- 425 Runov, A., Angelopoulos, V., Gabrielse, C., Liu, J., Turner, D. L., and Zhou, X.-Z.: Average thermodynamic and spectral properties of plasma in and around dipolarizing flux bundles, *Journal of Geophysical Research: Space Physics*, 120, 4369–4383, <https://doi.org/https://doi.org/10.1002/2015JA021166>, 2015.

- Sergeev, V., Nishimura, Y., Kubyshkina, M., Angelopoulos, V., Nakamura, R., and Singer, H.: Magnetospheric location of the equatorward prebreakup arc, *Journal of Geophysical Research: Space Physics*, 117, <https://doi.org/https://doi.org/10.1029/2011JA017154>, 2012.
- 430 Sergeev, V. A., Chernyaev, I. A., Angelopoulos, V., Runov, A. V., and Nakamura, R.: Stopping flow bursts and their role in the generation of the substorm current wedge, , 41, 1106–1112, <https://doi.org/10.1002/2014GL059309>, 2014.
- Sibeck, D. G. and Angelopoulos, V.: THEMIS Science Objectives and Mission Phases, *Space Science Reviews*, 141, 35–59, <https://doi.org/10.1007/s11214-008-9393-5>, 2008.
- 435 Sitnov, M. I., Buzulukova, N., Swisdak, M., Merkin, V. G., and Moore, T. E.: Spontaneous formation of dipolarization fronts and reconnection onset in the magnetotail, *Geophysical Research Letters*, 40, 22–27, <https://doi.org/https://doi.org/10.1029/2012GL054701>, 2013.
- Sun, W. J., Fu, S. Y., Parks, G. K., Liu, J., Yao, Z. H., Shi, Q. Q., Zong, Q.-G., Huang, S. Y., Pu, Z. Y., and Xiao, T.: Field-aligned currents associated with dipolarization fronts, *Geophysical Research Letters*, 40, 4503–4508, <https://doi.org/https://doi.org/10.1002/grl.50902>, 2013.
- Weygand, J. M. and Wing, S.: Comparison of DMSP and SECS region-1 and region-2 ionospheric current boundary., *J Atmos Sol Terr Phys*, 440 143-144, 8–13, <https://doi.org/10.1016/j.jastp.2016.03.002>, 2016.
- Weygand, J. M., Amm, O., Viljanen, A., Angelopoulos, V., Murr, D., Engebretson, M. J., Gleisner, H., and Mann, I.: Application and validation of the spherical elementary currents systems technique for deriving ionospheric equivalent currents with the North American and Greenland ground magnetometer arrays, *Journal of Geophysical Research: Space Physics*, 116, <https://doi.org/https://doi.org/10.1029/2010JA016177>, 2011.
- 445 Weygand, J. M., Amm, O., Angelopoulos, V., Milan, S. E., Grocott, A., Gleisner, H., and Stolle, C.: Comparison between SuperDARN flow vectors and equivalent ionospheric currents from ground magnetometer arrays, *Journal of Geophysical Research: Space Physics*, 117, <https://doi.org/https://doi.org/10.1029/2011JA017407>, 2012.
- Yao, Z. H., Pu, Z. Y., Fu, S. Y., Angelopoulos, V., Kubyshkina, M., Xing, X., Lyons, L., Nishimura, Y., Xie, L., Wang, X. G., Xiao, C. J., Cao, X., Liu, J., Zhang, H., Nowada, M., Zong, Q. G., Guo, R. L., Zhong, J., and Li, J. X.: Mechanism of substorm current wedge formation: 450 THEMIS observations, *Geophysical Research Letters*, 39, <https://doi.org/https://doi.org/10.1029/2012GL052055>, 2012.

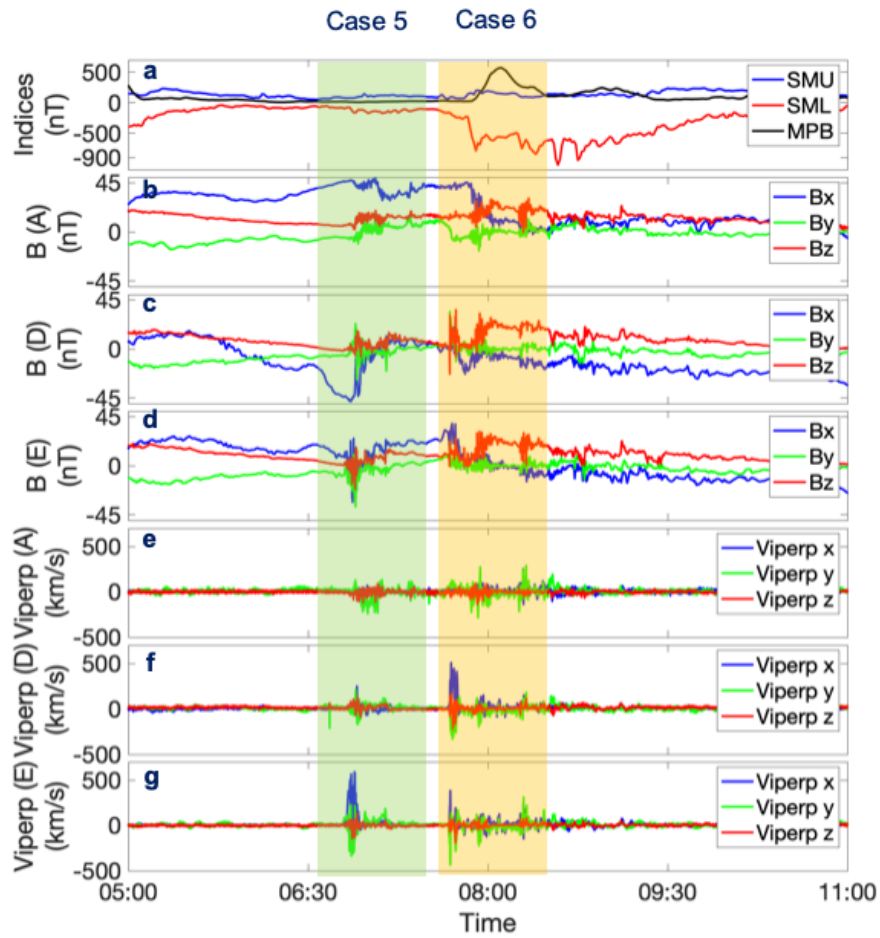


**Figure 1.** THEMIS spacecraft in situ measurements for fast flow burst Cases 1 and 2 that were observed on the 25<sup>th</sup> December 2015. The pseudobreakup events are highlighted in green (Case 1) while the substorm fast flow burst events are highlighted in yellow (Case 2). (a) The Auroral Electrojet Indices SMU, SML, and MPB index. (b-d) The 3-D magnetic field measured by THEMIS A, D and E respectively. (e-g) The perpendicular ion velocity measured by THEMIS A, D and E respectively.

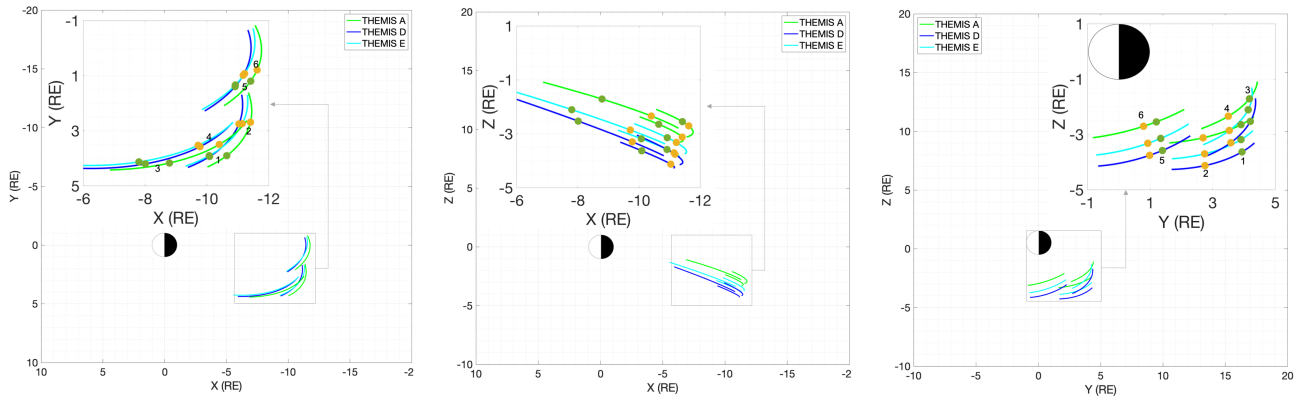


**Figure 2.** THEMIS spacecraft in situ measurements for fast flow burst Cases 3 and 4 that were observed on the 20<sup>th</sup> December 2015. Caption of Figure 1 applies.







**Figure 3.** THEMIS spacecraft in situ measurements for fast flow burst Cases 5 and 6 that were observed on the 10<sup>th</sup> December 2015. Caption of Figure 1 applies.



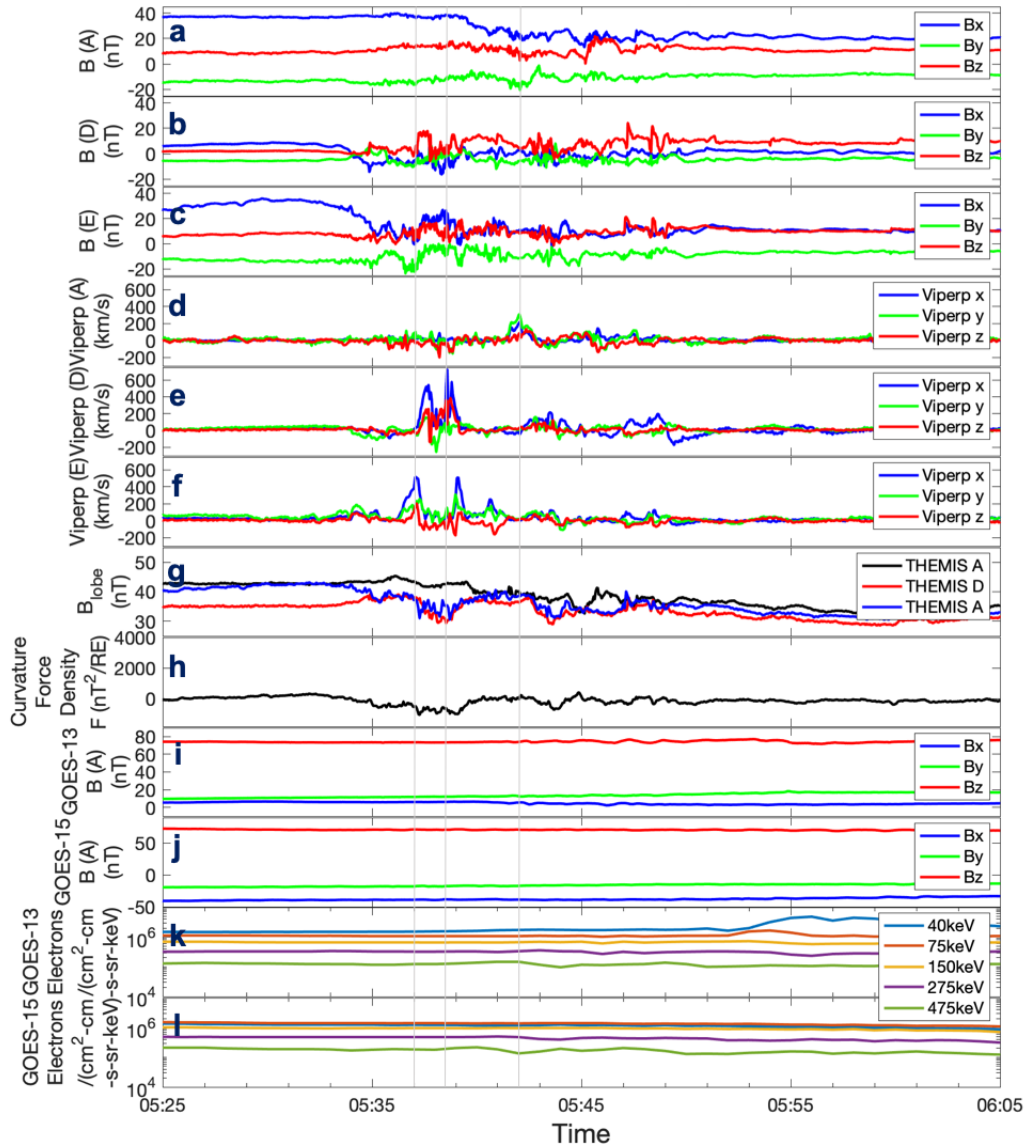
**Figure 4.** The location of the 3 THEMIS satellites (THEMIS A, D and E) in the GSM coordinate system for the selected fast flow burst Cases 1-6. The green and yellow dots indicate the exact location where each fast flow burst was observed along the spacecraft orbit.



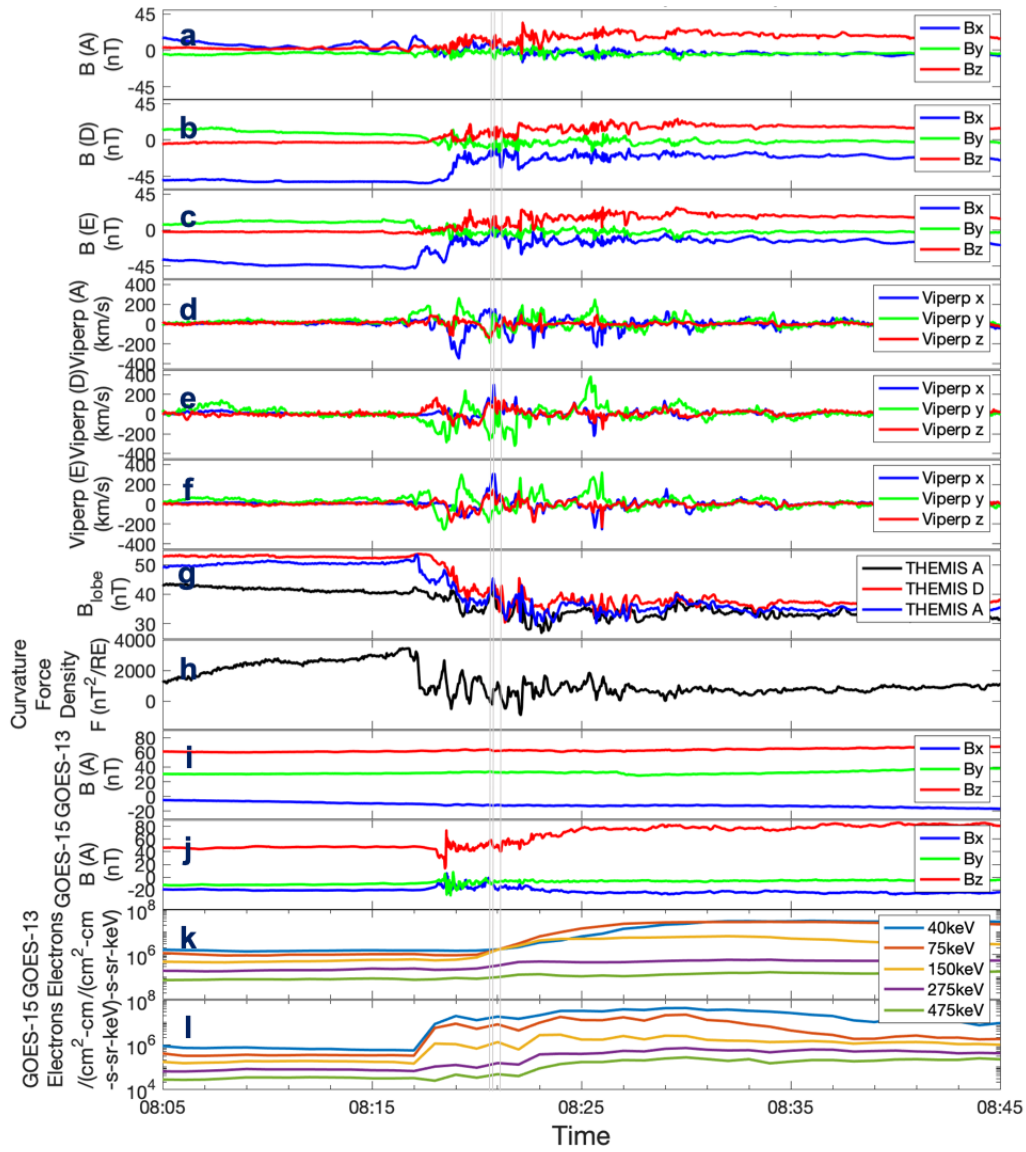
**Figure 5.** The derived equivalent ionospheric currents and current amplitudes plotted over a sequence of ASI mosaics for fast flow burst Case 4 on 20<sup>th</sup> December 2015. The yellow arrows represent the direction and the strength of the horizontal currents. The blue squares and the red plus signs show the current amplitudes. The red lines mark the midnight local time. The foot prints of the 3 THEMIS satellites at an altitude of 110km are marked by letters A (THEMIS A), D (THEMIS D), and E (THEMIS E). Each ASI field of view is approximately 800km when mapped to a 110km altitude. The green circles mark the area of discussion. The snapshots show measurements (a and b) before, (c and d) during, and (e and f) after the fast flow burst.



**Figure 6.** The derived equivalent ionospheric currents and current amplitudes plotted over a sequence of ASI mosaics for fast flow burst Case 1 on 25<sup>th</sup> December 2015. Caption of Figure 2 applies.



**Figure 7.** THEMIS spacecraft in situ measurements for pseudobreakup Case 1 on 25<sup>th</sup> December 2015. (a-c) The magnetic field measured by THEMIS A, D and E respectively. (d-f) The perpendicular ion velocity measured by THEMIS A, D and E respectively. (g) The magnetic lobe ( $B_{lobe}$ ). (h) The curvature force density ( $F$ ). (i and j) The magnetic field from GOES-13 and GOES-15 respectively. (k) Electron flux measured by GOES-13 and (l) Electron flux measured by GOES-15. The grey vertical lines mark the location of peak perpendicular ion velocity observed by each satellite associated with the fast flow bursts.



**Figure 8.** THEMIS and GOES in situ measurements for substorm fast flow burst Case 2 on 25<sup>th</sup> December 2015. Caption of Figure 7 applies.