



# Fine structure and motion of the bow shock, and particle energisation mechanisms inferred from MMS observations

Krzysztof Stasiewicz and Zbigniew Kłos

Space Research Centre, Polish Academy of Sciences, Bartycka 18A, 00-716 Warsaw, Poland

**Correspondence:** kstasiewicz@cbk.waw.pl

**Abstract.** This study presents new observations of fine structure and motion of the bow shock formed in the solar wind, upstream of the Earth's magnetosphere. The NASA's MMS mission has recorded during 2 hours eleven encounters with an oscillatory shock, which moves with the speed of 4–17 km/s and has thickness of 130 km, or an ion gyroradius. The shock is formed by steepening of 1 mHz magnetosonic wave, creating compressional magnetic field and plasma density structures, which initiate a chain of cross-field current-driven instabilities that heat solar wind ions by the stochastic ExB wave energisation mechanism. The theoretical ion energisation limits are confirmed by observations. We have identified the ion acceleration mechanism operating at shocks and explained double beam structures in the velocity space. The nature of this mechanism has been revealed as a stochastic resonant acceleration (SRA). The results provide for the first time a consistent picture of a chain of plasma processes that generate collisionless shocks and are responsible for particles energisation.

## 1 Introduction

Collisionless shocks in solar wind plasma are associated with nonlinear steepening of low-frequency magnetosonic waves (Sagdeev, 1966; Tidman and Krall, 1971; Friedman et al., 1971; Biskamp, 1973) which leads to broadband turbulence, particle heating and acceleration. It has been recently demonstrated that ion and electron heating in collisionless shocks are related to electric fields of drift instabilities triggered by shock compression of plasma (Stasiewicz, 2020; Stasiewicz and Eliasson, 2020a, b, 2021; Stasiewicz et al., 2021; Stasiewicz and Kłos, 2022). The cross-field drift instabilities involved in plasma energisation include the lower hybrid drift instability (LHD) (Yamada and Owens, 1977; Drake et al., 1983; Zhou et al., 1983; Gary, 1993; Daughton, 2003) in the frequency range  $f_{cp} - f_{lh}$ , the modified two-stream instability (MTS) (Wu et al., 1983; Winske et al., 1985; Muschietti and Lembége, 2017) in the frequency range  $f_{lh} - f_{ce}$ , and the electron cyclotron drift instability (ECD) (Forslund et al., 1972; Lashmore-Davies and Martin, 1973; Janhunen et al., 2018) around the harmonics of the electron cyclotron frequency  $n f_{ce}$ . Here,  $f_{cp}$  is the proton cyclotron frequency, and  $f_{lh} \approx (f_{cp} f_{ce})^{1/2}$  is the lower hybrid frequency. The electric fields of these instabilities have amplitudes ranging from  $\sim 10 \text{ mV m}^{-1}$  in frequency range  $f_{cp} - f_{lh}$  to  $\sim 100 \text{ mV m}^{-1}$  at frequencies around the electron cyclotron,  $f_{ce}$ , or proton plasma frequency,  $f_{pp}$  which are of the same order. These waves heat ions and electrons in a stochastic process, and can also accelerate selected ions by the  $\tilde{E} \times B$  wave mechanism to hundreds keV (Stasiewicz and Eliasson (2021); Stasiewicz et al. (2021); Stasiewicz and Kłos (2022)). The  $\tilde{E} \times B$  wave mechanism can accelerate charged particles to the limit corresponding to the  $\tilde{E} \times B$  velocity in the wave electric field  $\tilde{V}_{ExB} = \tilde{E}_{\perp} / B$ . The



energisation capacity implied by this (wave) mechanism is

$$\tilde{K}_w \sim \frac{m_j}{2} [v_{\perp j}^2 + (\tilde{E}_{\perp}/B)^2], \quad (1)$$

where  $v_{\perp j}$  is the initial perpendicular velocity of a particle with mass  $m_j$  ( $j = e$  for electrons,  $j = p$  for protons, and  $j = i$  for general ions). This energy corresponds typically to 200 keV for protons and 1 keV for electrons in shocks measured by MMS.

30 The  $\tilde{E} \times B$  acceleration is similar to the wave surfing (surfatron) mechanism (Katsouleas and Dawson, 1983; Ohsawa, 1985; Ucer and Shapiro, 2001; Kichigin, 2013), which applied to shocks requires a wide front of coherent waves (Shapiro et al., 2001; Shapiro and Ucer, 2003). The energy for particles is provided by the convection electric field. In contrast, the  $\tilde{E} \times B$  wave mechanism can work on intermittent bursty waves in any direction and the energy is taken from wave electric fields  $\sim 10 - 100 \text{ mV m}^{-1}$ , much larger than the convection field  $\sim 3 \text{ mV m}^{-1}$ . The present mechanism relies on a stochastic  
 35 condition, which requires sufficiently strong gradients of the electric field to render particle motion chaotic and facilitate heating (Cole, 1976; Karney, 1979; McChesney et al., 1987; Balikhin et al., 1993; Stasiewicz et al., 2000; Vranjes and Poedts, 2010). The threshold for stochastic heating has recently been generalised to the form (Stasiewicz, 2020)

$$\chi_j(t, \mathbf{r}) = \frac{\text{div}(\mathbf{E}_{\perp})}{\omega_{cj} B} > 1 \Leftrightarrow \frac{N_c}{N} > \frac{V_{Aj}^2}{c^2} \quad (2)$$

and applied to electron and ion heating observed at the bow shock (Stasiewicz and Eliasson, 2020a, b). Here,  $\omega_{cj} = q_j B/m_j$   
 40 is the angular cyclotron frequency of particle species with charge  $q_j$ ,  $N_c$  is the number density of excess charges,  $N$  is the plasma number density,  $V_{Aj}^2 = B^2/(\mu_0 N m_j)$ ,  $c$  is the speed of light. The equivalent formula on the right side of Equation (2) implies that stochastic heating requires charge non-neutrality fraction larger than the ratio of the Alfvén speed,  $V_{Aj}$ , to the speed of light squared. The particles are magnetised (adiabatic) for  $|\chi_j| < 1$ , demagnetised (subject to non-adiabatic heating) for  $|\chi_j| \gtrsim 1$ , and selectively accelerated to high perpendicular velocities when  $|\chi_j| \gg 1$ .

45 Acceleration of ions in quasi-perpendicular shocks is performed by lower hybrid (LH) waves which have energisation capacity for protons limited by waves phase speed (Stasiewicz and Eliasson, 2021)

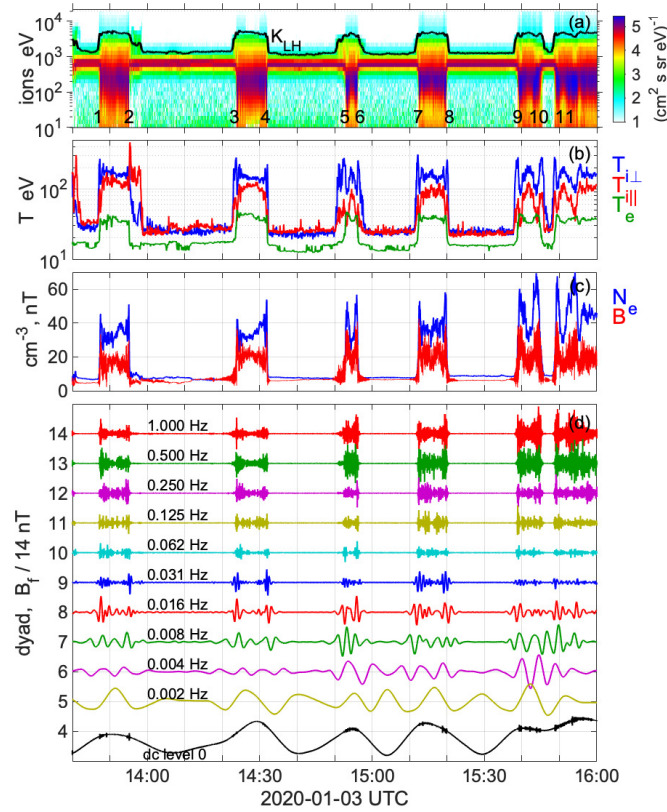
$$K_{LH} \lesssim 1.5 \left( \frac{m_p}{m_e} T_e T_p \right)^{1/2}, \quad (3)$$

which will be shown to apply also in the analysed case.  $T_e, T_p$  are electron and proton temperatures in energy units.

In this paper we shall determine motion and thickness of shocks, and analyse ion distribution functions, magnetic and  
 50 electric field turbulence measured at quasi-perpendicular shocks, as well as particle heating mechanisms implied by these measurements.

## 2 Oscillatory bow shock

On January 3, 2020 the NASA Magnetospheric Multiscale Spacecraft (MMS) (Burch et al., 2016) were in solar wind at 13:40  
 UTC at the beginning of the data period shown in Figure 1. MMS entered the quasi-perpendicular shock #1 at 13:47 UTC at  
 55 position (10.8, 13.8, -1.6), or  $R = 17.6 R_E$  GSE (geocentric solar ecliptic), and then moved further earthward with the speed



**Figure 1.** A series of 11 encounters with an oscillatory bow shock by the MMS3 spacecraft on January 3, 2020. (a) Omnidirectional ion flux measured by the Fast Plasma Investigation (FPI) in energy range 10 eV – 20 keV. Over-plotted is the energisation capacity of lower hybrid waves given by Equation (3). (b) The ion temperatures  $T_{i\perp}$ ,  $T_{i\parallel}$  and the electron temperature  $T_e = T_{e\perp} \approx T_{e\parallel}$  derived as moments of the distribution functions measured by FPI. (c) The electron number density and the magnitude of the magnetic field. (d) Multi-resolution decomposition of the measured magnetic field in the frequency range 0–1 Hz.

of  $1.7 \text{ km s}^{-1}$ . The variations of the dynamical solar wind pressure which was about 1 nPa caused oscillatory movements of the shock front with speed of  $4 - 17 \text{ km s}^{-1}$  and has led to eleven shock crossings within 2 hours on a distance of  $2 R_E$ , labeled in panel (a) with #1-11. The first crossing was caused by the outward motion of the shock front with speed of  $15 \text{ km s}^{-1}$  followed by an earthward motion of the shock #2 eight minutes later with the speed of  $17 \text{ km s}^{-1}$  in the spacecraft frame. The last shock crossing #11 was at 15:49 UTC, position  $(9.1, 12.7, -2.0) R = 15.8 R_E$ , with outward speed 4 km/s. The four MMS spacecraft had an average separation distance of 21 km. The velocity of the shock fronts has been determined with inter-spacecraft timing of the magnetic field measured by the fluxgate magnetometer (Russell et al., 2016). The motion is outward for all odd shock numbers and earthward for all even shocks.

The ion differential particle flux shown in panel (a) is measured by the Fast Plasma Investigation experiment (FPI) (Pollock et al., 2016) in energy range 10 eV – 30 keV. It exhibits the solar wind beam centred around 700 eV which becomes thermalised



in the shock regions while some ions are accelerated to a few keV. Over-plotted is the energisation capacity of lower hybrid waves  $K_{LH}$  given by Equation (3). This equation exhibits good agreement with MMS measurements in all of ca 40 quasi-perpendicular shocks analysed by the authors. Panel (b) shows perpendicular and parallel ion temperatures,  $T_{i\perp}, T_{i\parallel}$ , which confirm the known fact that ion heating in shocks is stronger in perpendicular direction.

70 The electron temperature in quasi-perpendicular shocks is isotropic,  $T_e = T_{e\perp} \approx T_{e\parallel}$ , and obeys a specific relation, which has been found recently (Stasiewicz and Eliasson, 2020a)

$$\frac{T_e}{B} = \frac{T_{e0}}{B_0} \left( \frac{B_0}{B} \right)^\alpha, \quad (4)$$

with  $\alpha = 1/3$ . This relation, named *quasi-adiabatic*, predicts a dip of  $T_e/B$  where  $B$  has a maximum. It has been derived under the assumption that the perpendicular energy gain,  $T_{e\perp} \propto B$ , during compressions of the magnetic field is redistributed to the parallel energy component by scattering on waves, leading to the above temperature relation. At quasi-parallel shocks we observe similar relation, but with  $\alpha = 2/3$ , which has also a theoretical justification. The isotropisation of electrons is due to scattering on high-frequency oblique electrostatic waves with a parallel electric field component (Stasiewicz and Eliasson, 2020b).

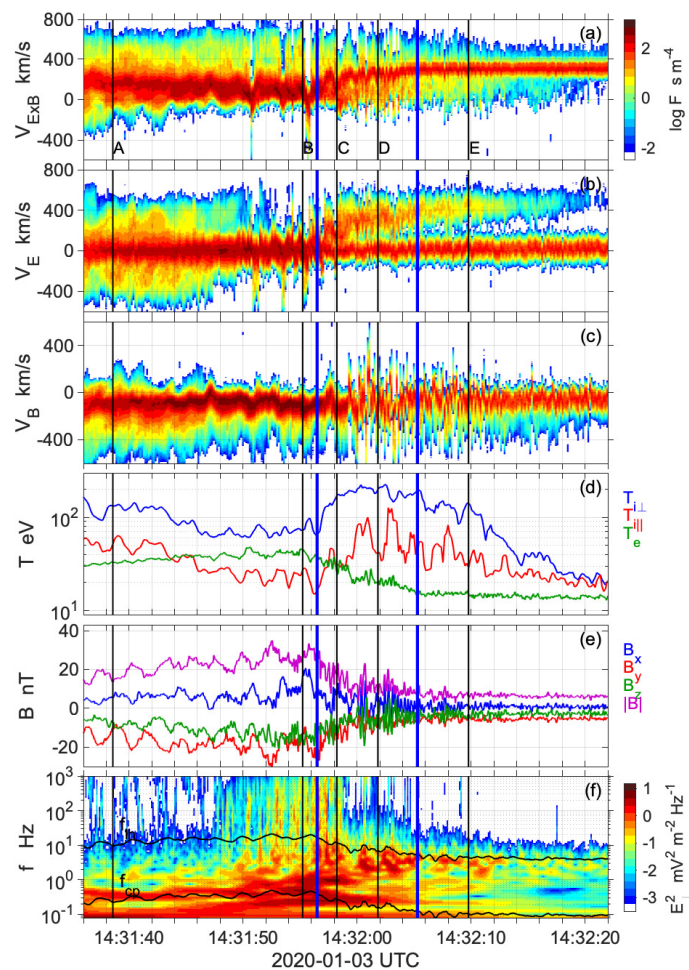
Panel (c) shows compressions of the electron number density  $N_e$ , and the magnetic field  $B$  occurring at shocks. To understand the process of nonlinear steepening of the magnetosonic waves that leads to the formation of perpendicular shocks we perform multiresolution frequency decomposition of the measured magnetic field  $B$  from Figure 1c with orthogonal wavelets (Daubechies, 2009). The decomposition shown in panel (d) is exact, i.e., the sum of all components gives the original signal, and the orthogonality means that the time integral of the product of any different pair of the frequency dyads is zero. The numbered dyads in this stacked plot represent baselines (zero levels) for the signal  $B_f/14$  nT at the indicated frequency  $f$ . The residual ‘dc’ magnetic field is shown as a black line at the bottom with the same normalisation.

85 The decomposition suggests that the oscillatory behaviour of the shock and wave steepening process are related to the  $\sim 1$  mHz wave at the bottom, which triggers cascades of compressional waves extending to 1 Hz and above. The maximum amplitude of compressions is observed in the 0.5 Hz channel, which can be associated with ion cyclotron waves. The proton cyclotron frequency is 0.1 Hz in the solar wind regions, but it goes up to 0.6 Hz in shock compressions. The Alfvén Mach number for the plasma flow is  $M_A = V_i/V_A \approx 7$  in solar wind regions, and plasma beta is  $\beta_e \approx 1$ ,  $\beta_i \approx 2$ . Some additional diagnostic parameters for these shocks can be found elsewhere (Stasiewicz and Eliasson, 2020a).

## 2.1 Burst data analysis

In this section we focus our analysis on high resolution burst data measured during time 14:31:36–14:32:22 UTC which contains shock #4 of Figure 1a.

95 Figure 2 in panels (a), (b) and (c) shows reduced 1-dimensional distribution functions measured by the FPI instrument. The ion measurements are transformed to a cartesian coordinate system in which the  $\hat{x}$  axis is along the ExB direction, the  $\hat{z}$  axis is along the magnetic field, and the  $\hat{y} = \hat{z} \times \hat{x}$  is along the electric field, forming the ExB reference system in velocity space ( $v_{ExB}, v_E, v_B$ ). We have used the electron convection electric field  $\mathbf{E} = -\mathbf{V}_e \times \mathbf{B}$  to construct these coordinates and apply



**Figure 2.** Shock #4 in burst mode measurements by MMS3 spacecraft. Panels (a), (b) and (c) show reduced 1-dimensional ion distribution functions  $F(v_{ExB}, t)$ ,  $F(v_E, t)$ ,  $F(v_B, t)$ , respectively. Cyan lines show the positions of the primary beam. (d) Ion temperatures  $T_{i\perp}$ ,  $T_{i\parallel}$ , and  $T_e$  measured by FPI. (e) Three components and modulus of the magnetic field in GSE system. (f) Time-frequency spectrogram of the perpendicular electric field. Over-plotted are the lower hybrid frequency  $f_{lh}$  and the proton cyclotron frequency  $f_{cp}$ . The shock ramp is within two blue vertical lines.



a different notation to distinguish between the ExB convection and wave induced acceleration  $\tilde{E} \times B$ . Colour spectrograms show phase space density  $F(v_{ExB}, t)$ ,  $F(v_E, t)$ ,  $F(v_B, t)$  integrated over two other velocities with time resolution 0.15 s corresponding to the sampling time of the instrument. The vertical lines labeled with A, B, C, D, and E mark positions of ion distribution functions shown in Figure 3. The shock ramp, identified with the  $B$  and  $T_e$  profiles in panels (d) and (e), is within blue vertical lines.

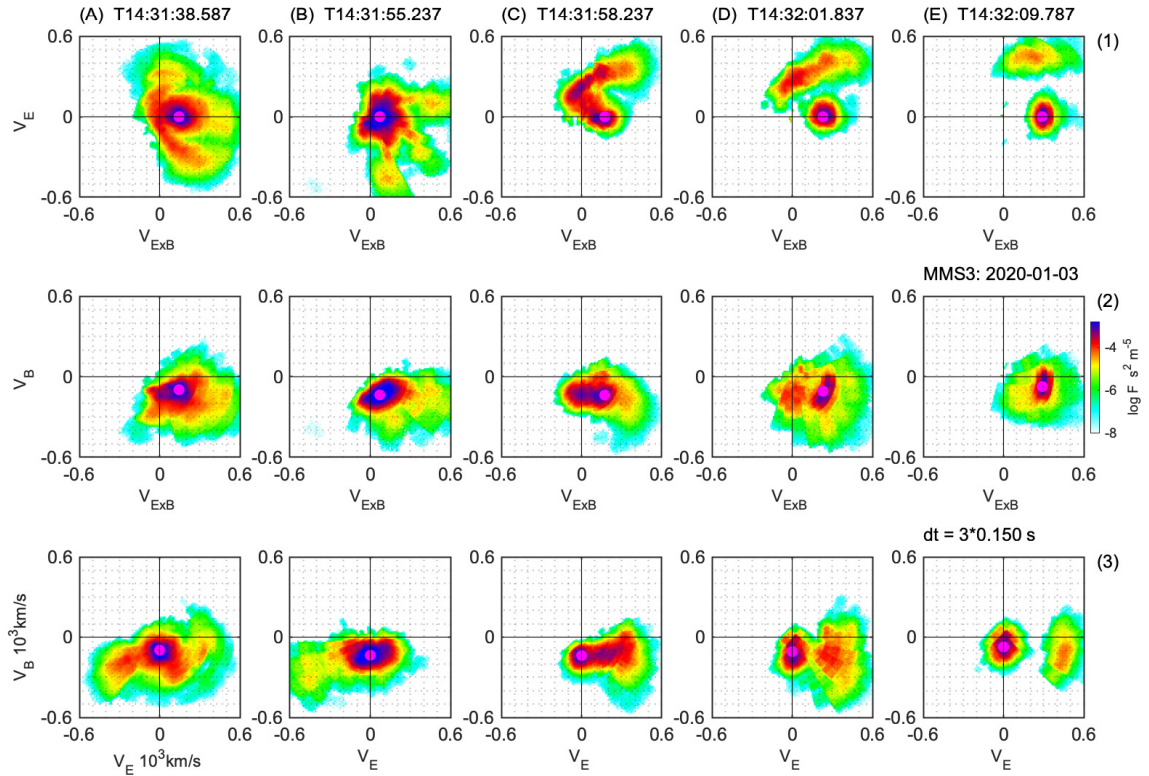
Electrons are mostly in quasi-adiabatic regime,  $|\chi_e| < 1$ , which means that the temperature shown in panel (d) follows the quasi-adiabatic relation (4),  $T_e \propto B^{1-\alpha}$  at shocks (Stasiewicz and Eliasson, 2020a). On the other hand, ions are in strongly stochastic regime with  $|\chi_p| \sim 50$ , computed with waves  $f < 64$  Hz. The temperatures  $T_{i\perp}$  and  $T_{i\parallel}$  measured by FPI show the perpendicular ion temperature elevated to 200 eV in the foot and ramp of the shock from the isotropic temperature 20 eV measured in the solar wind. The high perpendicular ion temperatures in the foot of shocks are artefacts of the presence of multiple beams in the perpendicular plane, see panel (b). These beams produce large velocity spread from the mean velocity, making high temperature from moment computations. Individual beams have lower temperatures than the magnetosheath plasma, whereas Figure 2d shows the opposite. Secondary beams are produced by the  $\tilde{E} \times B$  acceleration, as we will show further in the text.

In Figure 2f we show the time-frequency spectrogram of the field measured by the electric field double probes instruments (Ergun et al., 2016; Lindqvist et al., 2016) with sampling rate  $8192 \text{ s}^{-1}$ . Over-plotted is the lower hybrid frequency  $f_{lh}$  and the proton cyclotron frequency  $f_{cp}$ . Lower hybrid drift waves, can be identified in the frequency range  $f_{cp} - f_{lh}$ . This frequency range contains also ion whistler waves, which could originate from mode conversion of lower hybrid waves on density striations (Rosenberg and Gekelman, 2001; Eliasson and Papadopoulos, 2008; Camporeale et al., 2012).

The vertical striations seen in the spectrogram (f) represent cascades of instabilities: LHD  $\rightarrow$  MTS  $\rightarrow$  ECD extending from  $f_{cp}$  up to  $nf_{ce}$  in a few kHz range. The presence of ECD instability at shocks has been reported in several papers (Wilson III et al., 2010; Breneman et al., 2013; Stasiewicz, 2020). Lower hybrid waves generated in the shock propagate upstream in panel (f) and appear to be associated with particles in panel (b).

The velocity of the shock in Figure 2 determined from inter-spacecraft timing is  $(-12.0, -9.7, 2.1)$  or  $15.6 \text{ km s}^{-1}$  (GSE) in spacecraft frame. The accuracy of this value is estimated to correspond roughly to the satellite velocity which was  $(-1.5, -0.9, -0.4)$ , or  $1.8 \text{ km s}^{-1}$  at the crossing. The upstream magnetic field was steady,  $(1, -5, -3)$  nT making angle  $\angle_{BN} = 71^\circ$  with the shock normal direction. The proton gyroradius is 100 km in the solar wind going up to 200 km in the shock. The ion inertial length is 80 km in the solar wind going down to 40 km in the shock. The time duration of the shock ramp within the blue vertical lines is 9 s. With the derived shock speed of  $15 \text{ km s}^{-1}$  it implies the ramp thickness of 135 km or one proton gyroradius ( $r_p$ ). The shock comprising the ramp and foot would have thickness  $2r_p$  embracing the whole proton orbit, which can be inferred from data presented in Figure 2, and in particular from the ion temperature in panel (d). These values agree with many other estimates of shocks thickness and motion published by other authors. However, shock thickness scalings based on ion inertial length, or the hybrid gyroradius  $(r_p r_e)^{1/2}$  are not supported by measurements.





**Figure 3.** Ion distribution functions measured by the Fast Plasma Investigation (FPI) on MMS3 at times indicated in Figure 2. The columns correspond to events A, B, C, D, and E, respectively, and show three projections of the ion distribution function. The first row shows reduced 2-dimensional distribution function in the perpendicular plane  $F(v_{ExB}, v_E)$ , the second row  $F(v_B, v_{ExB})$ , and the third row  $F(v_B, v_E)$ , integrated over the remaining velocity. Magenta circles show positions of the primary beam. The distributions are averages of 3 sampling times 0.15 s each.

## 2.2 Ion distribution functions measured at shocks

We shall now inspect the ion distribution functions shown in Figure 3 in columns A, B, C, D and E, which correspond to events marked in Figure 2. Each picture shows 2-dimensional reduced distribution function in the reference system  $(v_{ExB}, v_E, v_B)$ .  
 135 The distributions are averages of 3 measurements with sampling time 0.15 s each. Magenta circles mark positions of the primary beam in the measured distributions.

Event A shows partly thermalised ions in the magnetosheath with some remaining non-gyrotropic features. The crescent-like structure in distribution A1 is characteristic for  $\tilde{E} \times B$  acceleration which will be explained further. Event B shows ion distribution downstream of the shock peak, and event C on the upstream side of the peak. Event D is in the middle of the shock ramp, and E in the foot of the shock.  
 140



All distributions are strongly non-gyrotropic, some with separated beams. Similar distributions with double beam structures have been reported by many authors (Paschmann et al., 1982; Gosling and Thomsen, 1985; Fuselier, 1994; Mazelle et al., 2003; Kucharek et al., 2004; Wilson III, 2016; Johlander et al., 2016) and interpreted usually in terms of *specularly reflected ions*, *non-specularly reflected ions*, *gyrating ions*, *gyro-phase-bunched ions*, or simply *shock reflected ions*.

145 Particularly puzzling are multiple peaks in the perpendicular plane (first row). Ions reflected from magnetic barriers could acquire a different parallel velocity component  $V_{\parallel}$ , but they are in the same electric field so they should have the same  $V_{\perp} \approx V_{E \times B}$  velocity component as the original solar wind beam, with possible modifications by temperature dependent gradient drifts. However, we observe secondary beams in all directions in the perpendicular plane, with similar parallel velocities, which appears to be in odds with standard plasma physics.

### 150 2.3 The $\tilde{E} \times B$ wave energisation mechanism

In this section we shall argue that the presented observations are consistent with the  $\tilde{E} \times B$  acceleration (Stasiewicz and Eliasson, 2021). First, we should distinguish between the convection ExB drift  $\sim 500 \text{ km s}^{-1}$  used to establish the coordinate system, and the wave electric drift  $\tilde{V}_{E \times B} = \tilde{E} \times B / B^2$  at higher frequencies. For wave amplitudes of  $\sim 50 \text{ mV m}^{-1}$  in a magnetic field of 7 nT, the later is  $\tilde{V}_{E \times B} \sim 7,000 \text{ km s}^{-1}$ , corresponding to the gyration speed of a 250 keV proton, which can explain  
 155 acceleration of ions in quasi-parallel shocks (Stasiewicz and Eliasson, 2021; Stasiewicz et al., 2021; Stasiewicz and Kłos, 2022).

Usually, particles do not obey the electric drift in waves with frequencies higher than the gyrofrequency or wavelengths smaller than the gyroradius. In such situations, the effects average to zero over the wave period or wavelength. However, when the electric field gradient  $\partial_x E_x = k_x \tilde{E}_x$ , for electrostatic waves with wavevector  $k_x$ , exceeds the stochastic condition in  
 160 Equation (2), the particle can be accelerated to the value in Equation (1) within a fraction of the gyroperiod.

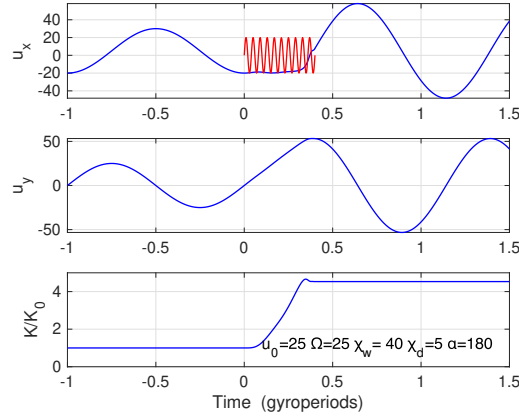
The mechanism of  $\tilde{E} \times B$  acceleration by electrostatic waves can be studied with the Lorentz equation (Stasiewicz and Eliasson, 2020a, b, 2021). The previous model is generalised here for waves propagating in arbitrary direction in the perpendicular plane to the magnetic field  $\mathbf{B}_0 = (0, 0, B_0)$ . The position  $\mathbf{r}$  and velocity  $\mathbf{v}$  of an ion with mass  $m$  and charge  $q$  are determined by the equation  $m d\mathbf{v}/dt = q(\mathbf{E} + \mathbf{v} \times \mathbf{B}_0)$  together with  $d\mathbf{r}/dt = \mathbf{v}$ . We assume that convection electric field  $E_y$   
 165 convects plasma into electrostatic wave  $\mathbf{E}_w \sin(\omega_D t - \mathbf{k} \cdot \mathbf{r})$  propagating in the  $(x, y)$  plane at angle  $\alpha$  to the  $x$ -direction, with the Doppler shifted frequency  $\omega_D$  in the observer's frame. By using dimensionless variables with time normalized by  $\omega_c^{-1}$ , space by  $k^{-1}$  and velocity by  $\omega_c/k$  with  $\omega_c = qB_0/m_p$  being the angular ion cyclotron frequency, the normalised equations of motion for a test ion in a stationary (shock related) frame are

$$\frac{du_x}{dt} = (\chi_w \cos \alpha) \sin \Phi + u_y, \quad (5)$$

$$170 \frac{du_y}{dt} = (\chi_w \sin \alpha) \sin \Phi - (u_x - \chi_d), \quad (6)$$

$$\frac{dx}{dt} = u_x; \quad \frac{dy}{dt} = u_y. \quad (7)$$





**Figure 4.** Exact solutions of Equations (5)-(9) with a numerical accuracy of  $10^{-6}$ . A proton with normalised gyration speed  $u_0 = 25$  is drifting earthward with convection speed  $u_x = \chi_d = 5$ . At time  $t = 0$  it encounters a burst of waves with frequency  $f = 25f_{cp}$  propagating upstream,  $\alpha = 180^\circ$ , active during time  $0.4f_{cp}^{-1}$ . The particle is accelerated more than 4 times the initial gyration energy as shown in the lower panel. Acceleration increases  $u_y$  while  $u_x$  remains constant, which corresponds to the situation seen in Figure 3E1.

Here,  $\Phi = \Omega_D t - x \cos \alpha - y \sin \alpha$  is the wave phase with the Doppler shifted angular frequency  $\Omega_D = \omega_D / \omega_c = \Omega + \chi_d \cos \alpha$  with respect to  $\Omega$  in the plasma frame. The normalised amplitudes of the  $\tilde{E} \times B$  drift and the convection drift are, respectively

$$\chi_w = \frac{E_w}{B_0} \frac{k}{\omega_c}; \quad \chi_d = \frac{E_y}{B_0} \frac{k}{\omega_c}. \quad (8)$$

175 Please note that  $\chi_w = \chi_p$  represents here the stochastic wave parameter given by Equation (2). By setting  $\chi_d = 0$  we obtain equations in the plasma frame of reference.

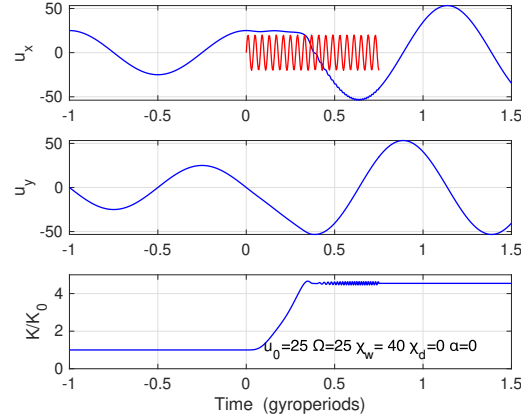
The most efficient energisation occurs on the *acceleration lane* (Stasiewicz and Eliasson, 2021), which corresponds to  $u_0 = \Omega$  that matches particle velocity with phase speed of waves. The initial conditions for the presented here solutions are chosen in such a way that the gyration velocity  $v_0$  at  $t = 0$  is aligned with the  $(k_x, k_y, 0)$  vector, or alternatively with the phase  
 180 velocity of waves, so that in the plasma frame we have

$$u_{x0} = u_0 \cos \alpha; \quad u_{y0} = u_0 \sin \alpha, \quad (9)$$

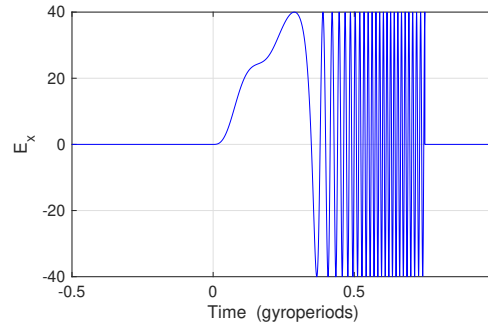
where  $u_0 = v_0 k / \omega_c = k r_c$ , and  $r_c = v_0 / \omega_c$  is the gyroradius.

Generally the equations have chaotic solutions, because for  $\chi_w > 1$  the solutions are very sensitive for initial conditions and have positive Lyapunov exponent (Balikhin et al., 1993; Stasiewicz et al., 2000). They are representative of *deterministic*  
 185 *chaos*. The parameters of these equations are:  $\Omega$ ,  $\chi_w$ ,  $\chi_d$ ,  $u_0$ ,  $\alpha$  which can be varied to fit particular physical conditions.

Figures 4 and 5 show examples of solutions applicable to the foot/upstream region of the shock in Figure 2e, where the assumption  $B \approx const$  is valid and we see ions accelerated in the  $y$ -direction, presumably by lower hybrid waves in panel (f). The frequency  $\Omega = 25$  is below the lower hybrid frequency and the ratio  $\chi_w / \chi_d = E_w / E_y = 8$  is realistic.



**Figure 5.** The same as in Figure 4, but without the convection electric field,  $\chi_d = 0$ . The waves are active a longer time during  $0.75 f_{cp}^{-1}$  and the propagation direction of waves is reversed,  $\alpha = 0$ . Acceleration is the same, but in the negative  $u_y$  direction.



**Figure 6.** The normalised wave electric field  $E_x = \chi_w \sin \Phi$  seen by the proton from Figure 5. Acceleration occurs only during coherence time  $0 - 0.3 f_{cp}^{-1}$  by means of  $v_x E_x > 0$ . The energy gain is transferred to  $v_y$  by the Lorentz force  $\dot{v}_y = -(q/m)v_x B_z$ .

At time  $t = -1$  the proton in Figure 4 has initial gyration energy  $K_0 = u_0^2$  and is drifting earthward with the convection speed  $u_x = \chi_d = 5$ . During time  $t = 0 - 0.4$  it experiences a burst of lower hybrid waves with amplitude  $\chi_w = 40$ . We see that the gyration energy  $K = u_x^2 + u_y^2$  has increased more than 4 times after a couple of wave periods. The acceleration is in the  $u_y$  direction, while  $u_x$  is constant, which could correspond to Figure 3E1.

The convection electric field  $E_y$  is an essential element in the shock surfing (surfatron or SSA) acceleration by waves in front of shocks (Shapiro et al., 2001; Shapiro and Ucer, 2003) and in shock drift acceleration (SDA) models based on the magnetic gradient drift. The situation observed in Figure 2b, where particles are accelerated along the convection electric field  $E_y$  suggests that we may have the surfatron case here.



To illuminate the significance of  $E_y$  for acceleration of particles we show in Figure 5 similar solutions as in Figure 4, but with convection switched off by setting  $\chi_d = 0$ . It can be seen that energisation of particles does not depend on the value of  $E_y$ , so the positioning of secondary ion beams along  $v_E$  in measurements is circumstantial.

200 The position of accelerated particles in the perpendicular plane  $(v_x, v_y) \equiv (v_{ExB}, v_E)$  is controlled by the wave propagation direction. For waves propagating upstream  $\alpha = 180^\circ$  ( $-x$  direction) it is in the positive  $v_y$ , while for  $\alpha = 0$  it is in the negative  $v_y$  direction. At time 14:31:50 UTC in Figure 2b we see ions accelerated in the negative  $v_E$  direction, which is most likely due to downstream propagating waves as in case of Figure 5. For waves propagating at  $\alpha = \pm 90^\circ$  the acceleration is in the  $v_x$ , or equivalently  $v_{ExB}$  direction, which is also observed in measurements. By changing the wave propagation angle  $\alpha$  and the  
205 amplitude of waves  $\chi_w$  we can reproduce any secondary ion peak which can be found in Figure 3, row (1). A free gyration after acceleration would produce crescent-like structures seen in most distributions.

It can also be seen that the duration of wave activity is not an essential factor. In Figure 6 we show the electric field  $E_x$  seen by the particle along the trajectory made in Figure 5. The energisation occurs only during short coherence time after  $t = 0$  by means of  $v_x E_x > 0$ . The work done by the electric field on the  $v_x$  component is transferred to the  $v_y$  component by the Lorentz  
210 force  $v_x B_z$ . The mechanism is inherently bursty and works only during short coherence times of a few wave periods. After decoherence, the waves do not affect particles anymore, as can be seen in Figures 4-6. We can conclude that *stochastic* particle energisation by waves is performed in a sequence of *coherent resonant* interactions. This leads to the concept of *stochastic resonant acceleration* (SRA) as a complementary description of the  $\tilde{E} \times B$  wave mechanism.

The stochastic condition in Equation (2) is necessary for energisation of particles. When  $\chi_w < 2$  no significant acceleration  
215 can be produced by Equations (5)-(9), irrespectively of the values of other parameters. The convection electric field  $E_y$  plays no role in the  $\tilde{E} \times B$  energisation, which could be anticipated. Indeed, transformation between the plasma frame of reference where  $E_y = 0$ ,  $\chi_d = 0$  and the shock fixed frame with the convection electric field cannot involve  $E_y$  in particle energisation because both are equivalent inertial systems.

Secondary beams in the perpendicular plane, such as seen in Figures 2b and 3 are commonly observed in front of quasi-  
220 perpendicular shocks and have been usually described as shock-reflected ions. In shock reflection scenarios it has been usually assumed that the  $E_x$  field which makes the cross-shock potential is responsible also for the reflection. Contrary to this popular belief, strong  $E_x$  field does not reflect ions upstream, but accelerates them in the  $y$ -direction through the  $\tilde{E} \times B$  mechanism in a stochastic resonant way.

### 3 Conclusions

225 This research provides confirmation of the plasma heating/acceleration scenario in shocks outlined in earlier publications (Stasiewicz, 2020; Stasiewicz and Eliasson, 2020a, b, 2021; Stasiewicz et al., 2021; Stasiewicz and Kłos, 2022). Shocks oscillatory movements and development of compressions appear to be related to 1 mHz magnetosonic wave in Figure 1d which leads to cascades of instabilities, including rapid growth of ion cyclotron waves as seen in magnetic waveforms in Figure 1d and in the electric spectrogram in Figure 2f. The instability progresses to waves around the lower hybrid frequency ( $\sim 10$  Hz)



230 and further up to a few kHz, generating a cascade of instabilities LHD  $\rightarrow$  MTS  $\rightarrow$  ECD mentioned in the Introduction. The  
significance of these cross-field current-driven instabilities for heating of the solar wind plasma has been advocated earlier by  
many authors (Forsslund et al., 1972; Lashmore-Davies and Martin, 1973; Yamada and Owens, 1977; Wu et al., 1983; Zhou  
et al., 1983; Winske et al., 1985; Drake et al., 1983; Gary, 1993; Daughton, 2003; Muschietti and Lembége, 2017).

Using only the fundamental Lorentz equation we have identified the  $\tilde{E} \times B$  wave mechanism which explains how lower  
235 hybrid waves accelerate ions to velocities of  $800 \text{ km s}^{-1}$ , as can be seen in Figure 2. We have shown that stochastic particle  
energisation by waves occurs in a series of coherent resonant interactions. The nature of this mechanism can be described  
as a *stochastic resonant acceleration* (SRA). The model is also capable of explaining multi-beam ion distributions measured  
at shocks and shown in Figure 3. The observed values for acceleration agree with the limits given by Equations (3) and (1),  
computed for lower hybrid waves (Stasiewicz and Eliasson, 2020a, b, 2021).

240 Energisation of particles depends on interaction time with waves. Particles are convected rapidly across perpendicular shocks  
with thickness of 100 km, but can spend considerably longer times in a spatially extended turbulence (a few  $R_E$ ) of quasi-  
parallel shocks. The short interaction time in quasi-perpendicular shocks limits the ion acceleration to a few keV or velocities  
 $v_p < 1,000 \text{ km s}^{-1}$  as can be seen in Figures 1a, 2a,b,c and 3. Waves involved in acceleration are in the frequency range  
 $f_{cp} - f_{lh}$ . The longer interaction time with higher amplitude waves at higher frequencies in quasi-parallel shocks makes it  
245 possible to accelerate protons to velocities  $v_p \sim 7,000 \text{ km s}^{-1}$  that correspond to energies of 250 keV (Stasiewicz et al., 2021;  
Stasiewicz and Kłos, 2022).

Using exceptional quality, multipoint measurements of MMS we have made exact determinations of the shock ramp thick-  
ness which is about 100 km, while the ramp and foot combined have thickness of 2 gyroradii that embraces the whole ion  
cyclotron orbit, or 200 km. We have also pointed out that high perpendicular ion temperatures measured in front of shocks are  
250 mainly the result of secondary beams produced by the wave acceleration process.

*Code and data availability.* The data underlying this article are available to the public through the MMS Science Data Center at the Labora-  
tory for Atmospheric and Space Physics (LASP), University of Colorado, Boulder: <https://lasp.colorado.edu/mms/sdc/public>.

The data have been processed with the IRFU-Matlab analysis package available at <https://github.com/irfu/irfu-matlab>.

*Author contributions.* KS made data analysis and wrote the paper. ZK contributed to the text.

255 *Competing interests.* The authors declare that they have no conflict of interest.



*Acknowledgements.* The authors would like to express gratitude and admiration to scientific and engineering teams of the MMS for creating extraordinary, outstanding quality space mission and for sharing data with the word-wide scientific community.





## References

- Balikhin, M., Gedalin, M., and Petrukovich, A.: New mechanism for electron heating in shocks, *Phys. Rev. Lett.*, 70, 1259, <https://doi.org/10.1103/PhysRevLett.70.1259>, 1993.
- Biskamp, D.: Collisionless shock waves in plasmas, *Nuclear Fusion*, 13, 719–740, <https://doi.org/10.1088/0029-5515/13/5/010>, 1973.
- Breneman, A. W., Cattell, C. A., Kersten, K., Paradise, A., Schreiner, S., Kellogg, P. J., Goetz, K., and Wilson III, L. B.: STEREO and Wind observations of intense cyclotron harmonic waves at the Earth's bow shock and inside the magnetosheath, *JGR*, 118, 7654–7664, <https://doi.org/10.1002/2013JA019372>, 2013.
- Burch, J. L., Moore, R. E., Torbert, R. B., and Giles, B. L.: Magnetospheric multiscale overview and science objectives, *Space Sci. Rev.*, 199, 1–17, <https://doi.org/10.1007/s11214-015-0164-9>, 2016.
- Camporeale, E., Delzanno, G. L., and Colestock, P.: Lower hybrid to whistler mode conversion on a density striation, *JGR*, 117, A10315, <https://doi.org/10.1029/2012JA017726>, 2012.
- Cole, K. D.: Effects of crossed magnetic and spatially dependent electric fields on charged particle motion, *Planet. Space Sci.*, 24, 515–518, [https://doi.org/10.1016/0032-0633\(76\)90096-9](https://doi.org/10.1016/0032-0633(76)90096-9), 1976.
- Daubechies, I.: *The wavelet transform, time-frequency localization and signal analysis*, Princeton University Press, 2009.
- Daughton, W.: Electromagnetic properties of the lower-hybrid drift instability in a thin current sheet, *Phys. Plasmas*, 10, 3103, <https://doi.org/10.1063/1.1594724>, 2003.
- Drake, J. F., Huba, J. D., and Gladd, N. T.: Stabilization of lower-hybrid-drift instability by finite-beta plasmas, *Phys. Fluids*, 26, 2247, <https://doi.org/10.1063/1.864380>, 1983.
- Eliasson, B. and Papadopoulos, K.: Numerical study of mode conversion between lower hybrid and whistler waves on short-scale density striations, *J. Geophys. Res.*, 113, A09315, <https://doi.org/10.1029/2008JA013261>, 2008.
- Ergun, R. E., Tucker, S., Westfall, J., Goodrich, K. A., Malaspina, D. M., Summers, D., Wallace, J., Karlsson, M., Mack, J., Brennan, N., et al.: The Axial Double Probe and Fields Signal Processing for the MMS Mission, *Space Sci. Rev.*, 199, 167–188, <https://doi.org/10.1007/s11214-014-0115-x>, 2016.
- Forslund, D., Morse, R., Nielson, C., and Fu, J.: Electron cyclotron drift instability and turbulence, *Phys. Fluids*, 15, 1303, <https://doi.org/10.1063/1.1694082>, 1972.
- Friedman, H. W., Linson, L. M., Patrick, R. M., and Petschek, H. E.: Collisionless Shocks in Plasmas, *Annual Review of Fluid Mechanics*, 3, 63–88, <https://doi.org/10.1146/annurev.fl.03.010171.000431>, 1971.
- Fuselier, S. A.: Suprathermal Ions Upstream and Downstream from the Earth's Bow Shock, pp. 107–119, American Geophysical Union, <https://doi.org/10.1029/GM081p0107>, 1994.
- Gary, S. P.: *Theory of space plasma microinstabilities*, Cambridge University Press, 1993.
- Gosling, J. T. and Thomsen, M. F.: Specularly reflected ions, shock foot thicknesses, and shock velocity determinations in space, *Journal of Geophysical Research: Space Physics*, 90, 9893–9896, <https://doi.org/10.1029/JA090iA10p09893>, 1985.
- Janhunen, S., Smolyakov, A., Sydorenko, D., Jimenez, M., Kaganovich, I., and Raitses, Y.: Evolution of the electron cyclotron drift instability in two-dimensions, *Physics of Plasmas*, 25, 082308, <https://doi.org/10.1063/1.5033896>, 2018.
- Johlander, A., Schwartz, S. J., Vaivads, A., Khotyaintsev, Y. V., Gingell, I., Peng, I. B., Markidis, S., Lindqvist, P.-A., Ergun, R. E., Marklund, G. T., Plaschke, F., Magnes, W., Strangeway, R. J., Russell, C. T., Wei, H., Torbert, R. B., Paterson, W. R., Gershman, D. J., Dorelli, J. C.,



- Avanov, L. A., Lavraud, B., Saito, Y., Giles, B. L., Pollock, C. J., and Burch, J. L.: Rippled Quasiperpendicular Shock Observed by the  
295 Magnetospheric Multiscale Spacecraft, *Phys. Rev. Lett.*, 117, 165 101, <https://doi.org/10.1103/PhysRevLett.117.165101>, 2016.
- Karney, C. F. F.: Stochastic ion heating by a lower hybrid wave, *Phys. Fluids*, 22, 2188, <https://doi.org/10.1063/1.862512>, 1979.
- Katsouleas, T. and Dawson, J. M.: Unlimited Electron Acceleration in Laser-Driven Plasma Waves, *Phys. Rev. Lett.*, 51, 392–395,  
<https://doi.org/10.1103/PhysRevLett.51.392>, 1983.
- Kichigin, G.: Relativistic waves raised by explosions in space as sources of ultra-high-energy cosmic rays, *Advances in Space Research*, 51,  
300 309–314, <https://doi.org/10.1016/j.asr.2011.10.018>, 2013.
- Kucharek, H., Möbius, E., Scholer, M., Mouikis, C., Kistler, L. M., Horbury, T., Balogh, A., Réme, H., and Bosqued, J. M.: On the origin of  
field-aligned beams at the quasi-perpendicular bow shock: multi-spacecraft observations by Cluster, *Annales Geophysicae*, 22, 2301–2308,  
<https://doi.org/10.5194/angeo-22-2301-2004>, 2004.
- Lashmore-Davies, C. and Martin, T.: Electrostatic instabilities driven by an electric current perpendicular to a magnetic field, *Nuclear Fusion*,  
305 13, 193–203, <https://doi.org/10.1088/0029-5515/13/2/007>, 1973.
- Lindqvist, P. A., Olsson, G., Torbert, R. B., King, B., Granoff, M., Rau, D., Needell, G., Turco, S., Dors, I., Beckman, P., et al.: The spin-plane  
double probe electric field instrument for MMS, *Space Sci. Rev.*, 199, 137–165, <https://doi.org/10.1007/s11214-014-0116-9>, 2016.
- Mazelle, C., Meziane, K., LeQuéau, D., Wilber, M., P. Eastwood, J., Sauvaud, H. R. J. A., Bosqued, J. M., McCarthy, I. D. M., Kistler, L. M.,  
Klecker, B., Korth, A., Bavassano-Cattaneo, M. B., Pallochia, G., and Balogh, R. L. A.: Production of gyrating ions from nonlinear  
310 wave-particle interaction upstream from the Earth's bow shock: A case study from Cluster-CIS, *Planetary and Space Science*, 51, 785–  
795, <https://doi.org/10.1016/j.pss.2003.05.002>, 2003.
- McChesney, J. M., Stern, R., and Bellan, P. M.: Observation of fast stochastic ion heating by drift waves, *Phys. Rev. Lett.*, 59, 1436,  
<https://doi.org/10.1103/PhysRevLett.59.1436>, 1987.
- Muschiatti, L. and Lembége, B.: Two-stream instabilities from the lower-hybrid frequency to the electron cyclotron frequency: application  
315 to the front of quasi-perpendicular shocks, *Annales Geophysicae*, 35, 1093–1112, <https://doi.org/10.5194/angeo-35-1093-2017>, 2017.
- Ohsawa, Y.: Strong ion acceleration by a collisionless magnetosonic shock wave propagating perpendicularly to a magnetic field, *Physics of  
Fluids*, 28, 2130, <https://doi.org/10.1063/1.865394>, 1985.
- Paschmann, G., Sckopke, N., Bame, S. J., and Gosling, J. T.: Observations of gyrating ions in the foot of the nearly perpendicular bow shock,  
*Geophysical Research Letters*, 9, 881–884, <https://doi.org/10.1029/GL009i008p00881>, 1982.
- 320 Pollock, C., Moore, T., Jacques, A., Burch, J., Gliese, U., Saito, Y., Omoto, T., Avanov, L., Barrie, A., Coffey, V., et al.: Fast plasma  
investigation for magnetospheric multiscale, *Space Sci. Rev.*, 199, 331–406, <https://doi.org/10.1007/s11214-016-0245-4>, 2016.
- Rosenberg, S. and Gekelman, W.: A three-dimensional experimental study of lower hybrid wave interactions with field-aligned density  
depletions, *J. Geophys. Res.*, 106, 28,867–28,884, <https://doi.org/10.1029/2000JA000061>, 2001.
- Russell, C. T., Anderson, B. J., Baumjohann, W., Bromund, K. R., Dearborn, D., Fischer, D., Le, G., Leinweber, H. K., Leneman, D., et al.:  
325 The magnetospheric multiscale magnetometers, *Space Sci. Rev.*, 199, 189–256, <https://doi.org/10.1007/s11214-014-0057-3>, 2016.
- Sagdeev, R. Z.: Cooperative Phenomena and Shock Waves in Collisionless Plasmas, *Reviews of Plasma Physics*, 4, 23, 1966.
- Shapiro, V. D. and Ucer, D.: Shock surfing acceleration, *Planet. Space Sci.*, 51, 665–680, [https://doi.org/10.1016/S0032-0633\(03\)00102-8](https://doi.org/10.1016/S0032-0633(03)00102-8),  
2003.
- Shapiro, V. D., Lee, M. A., and Quest, K. B.: Role of lower hybrid turbulence in surfing acceleration at perpendicular shocks, *Journal of  
330 Geophysical Research: Space Physics*, 106, 25 023–25 030, <https://doi.org/10.1029/1999JA000384>, 2001.



- Stasiewicz, K.: Stochastic ion and electron heating on drift instabilities at the bow shock, *MNRAS*, 496, L133–L137, <https://doi.org/10.1093/mnras/laa090>, 2020.
- Stasiewicz, K. and Eliasson, B.: Quasi-adiabatic and stochastic heating and particle acceleration at quasi-perpendicular shocks, *The Astrophysical Journal*, 903, 57, <https://doi.org/10.3847/1538-4357/abb825>, 2020a.
- 335 Stasiewicz, K. and Eliasson, B.: Stochastic and quasi-adiabatic electron heating at quasi-parallel shocks, *The Astrophysical Journal*, 904, 173, <https://doi.org/10.3847/1538-4357/abffa>, 2020b.
- Stasiewicz, K. and Eliasson, B.: Ion acceleration to 100 keV by the ExB wave mechanism in collisionless shocks, *MNRAS*, 508, 1888–1896, <https://doi.org/10.1093/mnras/stab2739>, 2021.
- Stasiewicz, K. and Kłos, Z.: On the formation of quasi-parallel shocks, magnetic and electric field turbulence, and ion energisation mechanism, *MNRAS*, submitted, 2022.
- 340 Stasiewicz, K., Lundin, R., and Marklund, G.: Stochastic ion heating by orbit chaotization on nonlinear waves and structures, *Physica Scripta*, T84, 60–63, <https://doi.org/10.1238/physica.topical.084a00060>, 2000.
- Stasiewicz, K., Eliasson, B., Cohen, I. J., Turner, D. L., and Ergun, R. E.: Local acceleration of protons to 100 keV by the ExB wave mechanism in a quasi-parallel bow shock, *Journal of Geophysical Research: Space Physics*, 126, e2021JA029477, <https://doi.org/10.1029/2021JA029477>, 2021.
- 345 Tidman, D. A. and Krall, N. A.: *Shock waves in collisionless plasmas*, Wiley, New York, 1971.
- Ucer, D. and Shapiro, V. D.: Unlimited Relativistic Shock Surfing Acceleration, *Phys. Rev. Lett.*, 87, 075001, <https://doi.org/10.1103/PhysRevLett.87.075001>, 2001.
- Vranjes, J. and Poedts, S.: Drift waves in the corona: heating and acceleration of ions at frequencies far below the gyrofrequency, *MNRAS*, 350, 408, 1835–1839, <https://doi.org/10.1111/j.1365-2966.2010.17249.x>, 2010.
- Wilson III, L. B.: Low Frequency Waves at and Upstream of Collisionless Shocks, chap. 16, pp. 269–291, American Geophysical Union, <https://doi.org/10.1002/9781119055006.ch16>, 2016.
- Wilson III, L. B., Cattell, C. A., Kellogg, P. J., Goetz, K., Kersten, K., Kasper, J. C., Szabo, A., and Wilber, M.: Large-amplitude electrostatic waves observed at a supercritical interplanetary shock, *J. Geophys. Res.*, 115, A12 104, <https://doi.org/10.1029/2010JA015332>, 2010.
- 355 Winske, D., Tanaka, M., Wu, C. S., and Quest, K. B.: Plasma heating at collisionless shocks due to the kinetic cross-field streaming instability, *J. Geophys. Res.*, 90, 123–136, <https://doi.org/10.1029/JA090iA01p00123>, 1985.
- Wu, C. S., Zhou, Y. M., Tsai, S.-T., Guo, S. C., Winske, D., and Papadopoulos, K.: A kinetic cross-field streaming instability, *The Physics of Fluids*, 26, 1259–1267, <https://doi.org/10.1063/1.864285>, 1983.
- Yamada, M. and Owens, D. K.: Cross-field-current driven lower-hybrid instability and stochastic ion heating, *Phys. Rev. Lett.*, 38, 1529, 360 1977.
- Zhou, Y. M., Wong, H. K., Wu, C. S., and Winske, D.: Lower hybrid drift instability with temperature gradient in a perpendicular shock wave, *Journal of Geophysical Research: Space Physics*, 88, 3026–3034, <https://doi.org/10.1029/JA088iA04p03026>, 1983.