

# INFLUENCE OF THE SEMIDIURNAL LUNAR TIDE ON THE EQUATORIAL PLASMA BUBBLE ZONAL DRIFTS OVER BRAZIL

Igo Paulino<sup>1</sup>, Ana Roberta Paulino<sup>2</sup>, Amauri F. Medeiros<sup>1</sup>, Cristiano M. Wrasse<sup>3</sup>, Ricardo Arlen Buriti<sup>1</sup>, and Hisao Takahashi<sup>3</sup>

<sup>1</sup>Unidade Acadêmica de Física, Universidade Federal de Campina Grande, Campina Grande, PB, Brazil

<sup>2</sup>Departamento de Física, Universidade Estadual da Paraíba, Campina Grande, PB, Brazil

<sup>3</sup>Divisão de Clima Espacial, Instituto Nacional de Pesquisas Espaciais, São José dos Campos, SP, Brazil

**Correspondence:** Igo Paulino (igo.paulino@df.ufcg.edu.br)

**Abstract.** Using OI6300 airglow images collected over São João do Cariri (7.4°S, 36.5°W) from 2000 to 2007, the equatorial plasma bubble (EPB) zonal drifts were calculated. A strong day-to-day variability was observed in the EPB zonal drifts, which is directly associated with the very complex dynamics of the nighttime thermosphere-ionosphere system near the equator. The present work investigated the contribution of the semidiurnal lunar tide  $M_2$  for the EPB zonal drifts. The  $M_2$  presented an amplitude of 3.1 m/s in the EPB zonal drifts, which corresponds to 5.6% of the average drifts. The results showed that the  $M_2$  amplitudes in the EPB zonal drifts were solar cycle and seasonal dependent. The amplitude of the  $M_2$  was stronger during the high solar activity reaching over 10% of the EPB zonal drift average. Regarding the seasons, during the southern hemisphere summer, the  $M_2$  amplitude was twice larger (12%) compared to the equinox ones. The seasonality agrees with other observations of the  $M_2$  in the ionospheric parameters such as vertical drifts and electron concentration, for instance. On the other hand, the very large  $M_2$  amplitudes found during the high solar activity agree with previous observations of the lunar tide in the ionospheric E-region.

## 1 Introduction

Equatorial plasma bubbles (EPBs) appear during the nighttime near the magnetic equator and extend across the tropics along the magnetic field lines (e.g., Weber et al., 1978). EPBs can be understood as a depletion of the plasma density compared to the background ionosphere (e.g., Sobral et al., 1980).

Airglow emissions from the thermosphere can be used to detect and study the morphology and dynamics of EPBs (e.g., Sobral et al., 1980; Mendillo and Baumgardner, 1982; Fagundes et al., 1995; Takahashi et al., 2001). Additionally, as the EPBs contain plasma irregularities, radio techniques have also been used to investigate them (e.g., Woodman and La Hoz, 1976; Abdu et al., 1985, 1998; Fejer et al., 1996; de Paula and Hysell, 2004; Chu et al., 2005).

In the equatorial ionosphere, the zonal electric field controls the vertical movement of the F layer. In general, during the daytime the plasma moves upward, while during the nighttime, the motion is downward. However, after the sunset, can occur

the pre-reversal enhancement (PRE), which is a rapid upward movement of the F region before it reverses, i.e., before the motion becomes downward (Farley et al., 1986). The PRE has well defined temporal dependencies being more intense during the summer and high solar activity (Fejer et al., 1991).

25 Besides the PRE, after the sunset, there is a quick recombination in the ionospheric E region (e.g., Bates, 1988), producing a strong vertical gradient of plasma with high density levels in the F region. This scenario is very favourable to the Rayleigh-Taylor instability (RTI) development, which has been recognised as the main mechanism to generate EPBs (Dungey, 1956; Haerendel et al., 1992). Even so, the RTI theory requires a seeding process in order to initiate the instability. Although gravity waves, thermospheric wind, post-sunset vortex, large scale waves and magnetic disturbances have been pointed out as possible  
30 seedings for EPBs (e.g., Kudeki et al., 2007; Abdu et al., 2009; Abalde et al., 2009; Saito and Maruyama, 2009; Takahashi et al., 2009; Paulino et al., 2011a; Huang et al., 2013; Tsunoda et al., 2018), this topic continues under scientific investigation (e.g., Fritts et al., 2009, and references therein),

EPBs move zonally eastward under quiet magnetic conditions during the nighttime, reaching high drift values during the evening hours (e.g., Pimenta et al., 2003; Paulino et al., 2011b). Clear seasonal and solar activity dependencies were also  
35 observed (e.g., Pimenta et al., 2001; Paulino et al., 2011b). In contrast, during the magnetic storms, this behaviour can be totally disturbed, i.e, the drifts can inclusive reverse to the west (e.g., Abdu et al., 2003; Li et al., 2009; Paulino et al., 2010; Santos et al., 2016).

The PRE (vertical motion) and the zonal drifts present a strong day-to-day variability in the equatorial ionosphere (e.g., Liu, 2020; Aswathy and Manju, 2021, and references therein). The understanding of the short period variability represents one of  
40 the biggest challenges in atmospheric and space science (e.g., Tsunoda, 2006). Among the features that can produce day-to-day variabilities, the lunar tide appeared as relevant after the work by Stening and Fejer (2001), which simulated the effects of the semidiurnal lunar tide ( $M_2$ ) on the vertical motion of the F region and PRE. According to them, the  $M_2$  can either change the local time of PRE or its amplitude. The  $M_2$  has a period of 12.43 hours and it is the main lunar tide periodicity. It is primarily produced in the lower levels of the atmosphere due to the gravitational interaction of the Sun-Earth-Moon system and it can  
45 propagate upward into the atmosphere-ionosphere (Chapman and Lindzen, 1970). The  $M_2$  is composed of migrating, which follow the motion of the Moon, and non-migrating components, which can propagate to the east or west.

As a direct response to the EPBs and  $M_2$  interaction, changes of  $\sim 14$  min on the starting time of the EPBs were observed over the Brazilian equatorial region (Paulino et al., 2020) along almost one solar cycle. The present article aims to investigate, for the first time, the  $M_2$  effects on the EPB zonal drifts derived from airglow images. It used measurement over São João  
50 do Cariri (7.4°S, 36.5°W) from 2000 to 2007, covering periods of high and low solar activities. In addition, the seasonality is going to be studied as well.

## 2 Observations and methods

An all-sky airglow imager was deployed at São João do Cariri in September 2000 to observe the nighttime airglow. The OI6300 emissions were used to study equatorial plasma bubbles. This imager operated up to December 2010 and it was equipped with

55 a CCD camera and filter wheel. The CCD had a resolution of  $1024 \times 1024$  pixels binned on-chip down to  $512 \times 512$  to enhance the signal-to-noise ratio. The CCD had high linearity (0.05%), high quantum efficiency, low dark noise (5 electrons per pixel per second) and low readout noise (15 electron rms). In addition, the optical system had a fisheye lens and a telecentric system of lenses, allowing the record of the OI6300 airglow images, with 90 s of time integration. The filter wheel could select five other emissions, but only the OI6300 filter was used in the present work to calculate the EPB zonal drifts. The observations  
60 were made between September 2000 and April 2007, centered at new moon periods, resulting in thirteen nights of data per month. This limitation of the observations is due to the strong brightness of the Moon, which does not allow to make good quality images when the Moon is above the horizon.

The collected images were unwarped to the geographic coordinates with a spatial resolution of  $512 \text{ km} \times 512 \text{ km}$  according to the method described by Garcia et al. (1997). Then, the EPB zonal drifts were calculated using a cross-correlation between  
65 two lines of consecutive images. The lag between the lines was assumed to be the displacement of the structures within the time interval recorded between the two images. With this information, it was possible to calculate the EPB zonal drifts across all latitudes covered by the field of view of the unwarped images (see Paulino et al., 2011a, for further details).

Only quiet magnetic nights were used, i.e., the EPB zonal drifts were calculated considering nights when the Dst index is higher than -30 nT that do not have any characteristics of magnetic storms Paulino et al. (2011a).

70 The amplitude of the semidiurnal lunar tide oscillation in the EPB zonal drifts was calculated by converting the solar local time ( $t$ ) to the lunar local time ( $\tau$ ), i.e.,  $\tau = t - \nu$ , where  $\nu$  is the age of the Moon set to be equals 0 at the New Moon (see Forbes et al., 2013; Paulino et al., 2017, for further details).

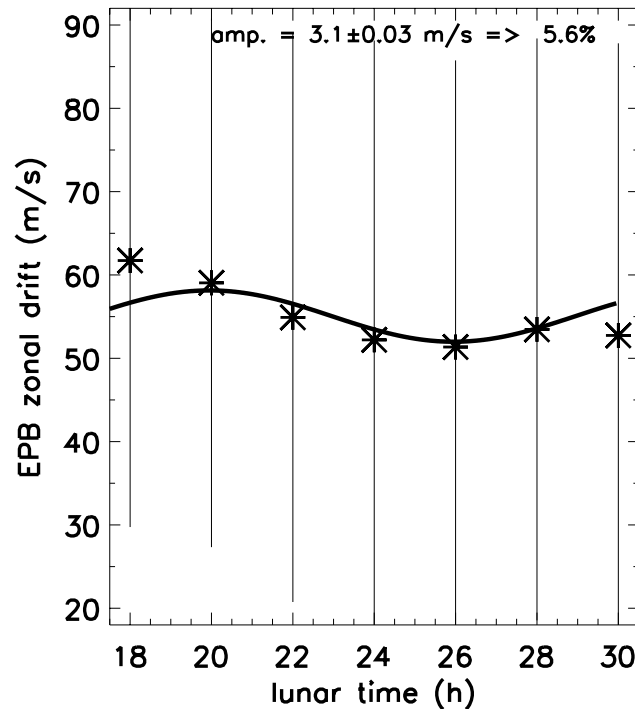
To investigate a possible influence of the solar cycle on the strength of  $M_2$  on EPB zonal drifts, the period of observation was divided as high solar activity (HSA) and low solar activity (LSA). The classification was done using the F10.7 cm solar flux  
75 as a proxy to the solar activity. The nights with solar flux greater than  $140 \times 10^{-22} \text{ W m}^{-2} \text{ Hz}^{-1}$  were considered as HSA. In contrast, the nights with solar flux lower than  $80 \times 10^{-22} \text{ W m}^{-2} \text{ Hz}^{-1}$  were supposed to be LSA. These criteria make the HSA period from September 2000 to December 2002 and the LSA period from January 2006 to April 2007.

Additionally, the summer period includes the months from December to February. The equinox period was set for March, April, May, September, October and November for the whole period of observations. Please, note that during the winter period,  
80 the EPBs rarely appear Sobral et al. (2002), thus the winter months were not used in these analyses.

### 3 Results

Figure 1 shows the hourly binned average of the EPBs zonal drifts for the whole observed period as a function of the lunar local time. The error bars indicate the standard deviation, suggesting a strong variability of calculated EPB zonal drifts. The solid line represents the least square best fit for 12 hours oscillation, corresponding to the semidiurnal lunar tide period in lunar  
85 time. Although the observations were concentrated around the New Moon period, it can be observed that one entire cycle of the oscillation can be reproduced. In addition, the long period of observations used makes the fit statistically representative. One can see that the solid line fits very well to the data indicating that the lunar semidiurnal tide was present during the whole

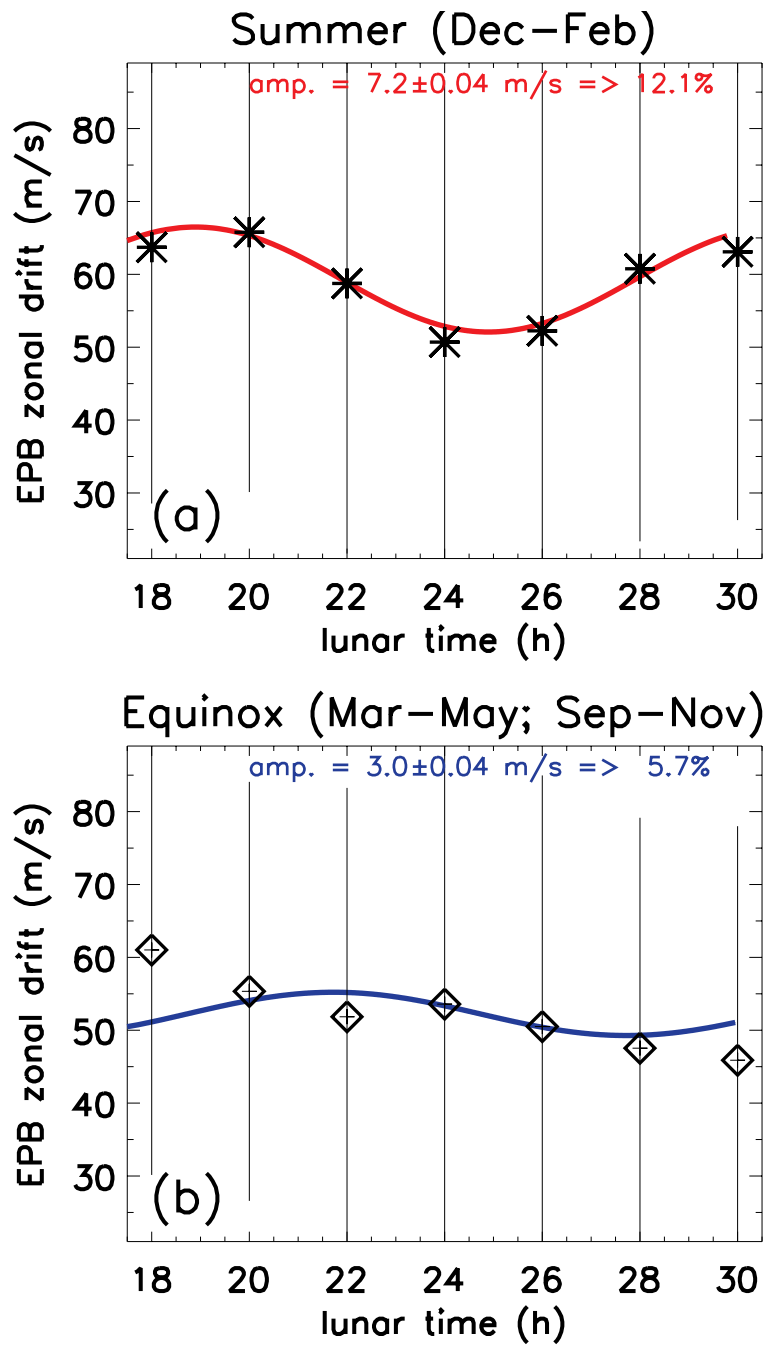
studied period with an amplitude of 3.1 m/s corresponding to 5.6% of the zonal drifts average. Another relevant aspect of being considered is that, although the amplitude is relatively small, this oscillation is always present in data producing an interesting day-to-day variability in the dynamics of the EPBs.



**Figure 1.** EPB zonal drift (stars) obtained from airglow images and semidiurnal lunar tide fit (solid line) as a function of lunar time for the whole observed period. Error bars represent the standard deviation at each hourly bin. The estimated amplitude of a 12 hours oscillation is shown on the top with its uncertainty

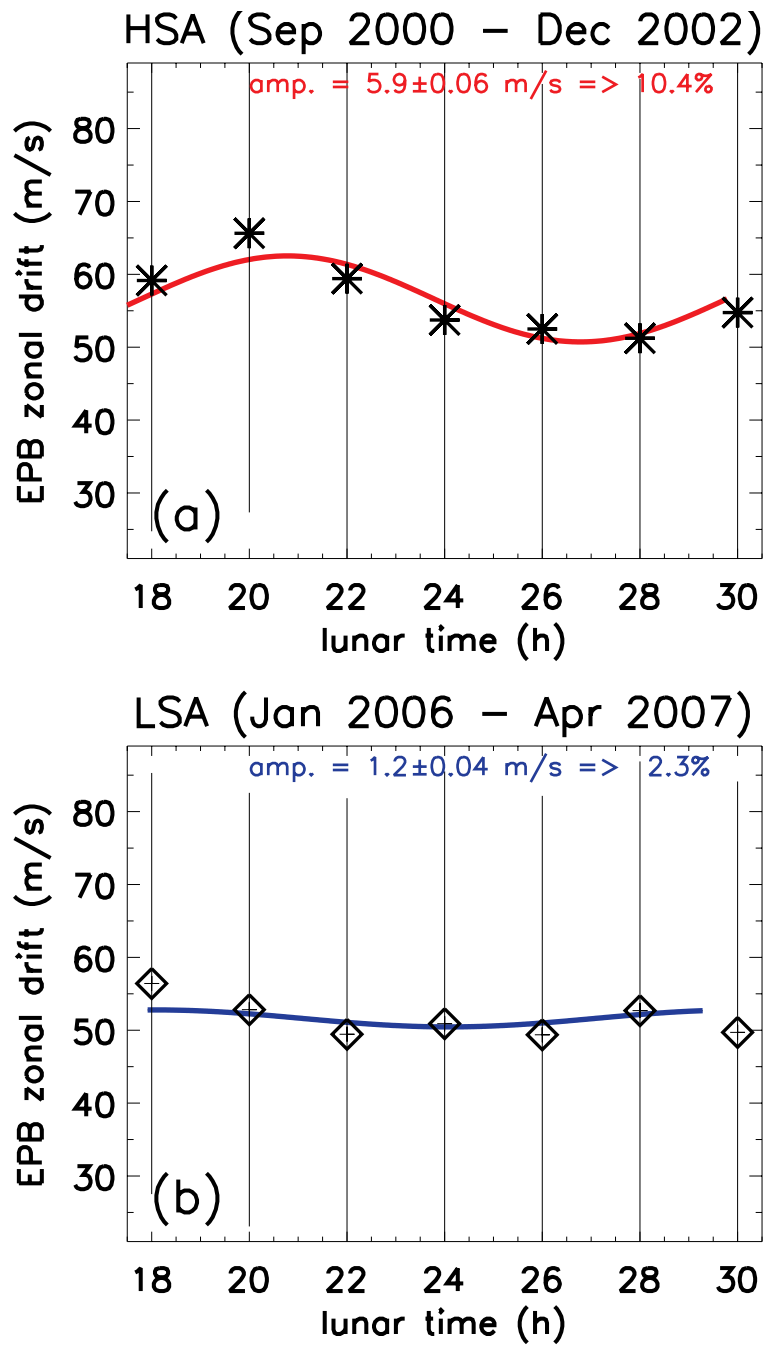
Figure 2 shows the EPB zonal drift as a function of the lunar time, separated by seasons. Again the solid lines represent the fits for lunar tide. Panel (a) shows the results for the summer period, considered in this analysis, the months from December to February for all studied years. The calculated  $M_2$  amplitude was 7.2 m/s, representing 12.1% of the zonal drift average. Furthermore, there was observed an almost perfect fit to the data, which suggests that the  $M_2$  is more pronounced in the variability of the EPB zonal drifts during the summer.

Panel (b) of Figure 2 shows how the  $M_2$  acted during the Equinox months (March to May for the Autumns; September to November for the Springs). The amplitude of semidiurnal lunar tide oscillation was 3.0 m/s, which is by about 5.7% of the zonal drift average. The fit was not so good when compared to the Summer period as well.



**Figure 2.** EPB zonal drift (stars) for the Summer [stars in Panel (a)] and Equinox [open diamonds in Panel (b)] obtained from airglow images and semidiurnal lunar tide fit [red line in Panel (a) and blue line in Panel (b)] as a function of lunar time. Error bars represent the standard deviation at each hourly bin. The estimated amplitude and its uncertainty for a 12 hours oscillation is shown on the top of each panel.

Figure 3 shows the  $M_2$  amplitude on EPB zonal drifts considering the (a) HSA and (b) LSA. The  $M_2$  amplitude was over 100 10% of the zonal drift average for the HSA, i.e., 5.9 m/s. While for the LSA the amplitude was calculated as 1.2 m/s (2.3% of the average). Additionally, the least square best fit was better for the HSA activity than for the LSA, which indicates that the  $M_2$  found better conditions to propagate in the thermosphere-ionosphere during the high solar activity. It is important to notice that the HSA period used 27 months and the LSA period used 16 months. Even so, the period chosen for LSA is enough to retrieve the  $M_2$  from the data.



**Figure 3.** EPB zonal drift (stars) for the HSA [stars in Panel (a)] and LSA [open diamonds in Panel (b)] obtained from airglow images and semidiurnal lunar tide fit [red line in Panel (a) and blue line in Panel (b)] as a function of lunar time. Error bars represent the standard deviation at each hourly bin. The estimated amplitude and its uncertainty for a 12 hours oscillation is shown on the top of each panel.

The presence of the  $M_2$  in the thermosphere-ionosphere system can be understood as a combination of the lunar tide in the E region (geomagnetic tide) and F region (ionospheric tide) of the ionosphere. The former comes from electrical currents in the E region, in this case, the neutral wind, primarily due the tides in the E region, generates polarization electric fields, which can be transmitted to the F region producing drifts due to the E region dynamo. The latter is due to the neutral wind variation  
110 caused by the wind in the F region which generates polarization electric fields through the F region dynamo.

Stening et al. (1999) showed the importance of this coupling from simulation in a General Circulation Model and Eccles et al. (2011) showed observation results and simulation of the strong connection between the geomagnetic and ionospheric semidiurnal lunar tide. A recent and very comprehensive explanation about the lunar tide in the ionosphere was published by Forbes and Zhang (2019).

115 During the nighttime near the equator, in general, the F region of the ionosphere drifts downward and eastward under magnetic quiet conditions. The zonal drift of the plasma is almost equal to the neutral zonal wind because the vertical electric field, which induce the zonal plasma drifts, is driven through the F region dynamo (e.g., Chapagain et al., 2012). In this case, the contribution of the geomagnetic tide seems to be small, primarily after midnight.

Based on these aspects, it is expected that the results from Figure 1 represent mostly the contribution of the ionospheric  
120 tide. Thus, the value of amplitude of  $\sim 3.1$  m/s should be compatible with the amplitude of the lunar tide in the thermospheric zonal wind. Zhang et al. (2014) showed that the  $M_2$  presented an amplitude of a few meters per second around the equator in the zonal wind measured from Gravity Field and Steady-State Ocean Circulation Explorer (GOCE) satellite. Additionally, they showed that the contribution of the ionospheric tide to the  $M_2$  is larger near the equator as compared to the geomagnetic contribution from the space perturbations. Forbes (1982), extended in Forbes et al. (2014), showed that the semidiurnal tide  
125 can propagate directly into the thermosphere, primarily the components with long vertical wavelength, which could explain the presence of this oscillation in the thermosphere/EPB zonal drifts.

Regarding the seasonal results retrieved from Figure 2, i.e., during the summer, the  $M_2$  amplitude was larger in the EPB zonal drifts than during the equinoxes. The amplitude of the  $M_2$  in the zonal wind from the GOCE was large in January and February in the equatorial zone and this behaviour was also predicted by the Global Scale Wave Model Zhang et al. (2014),  
130 Additionally, the  $M_2$  amplitudes have been studied in the vertical plasma drifts in the equatorial region (e.g. Stening and Fejer, 2001; Fejer and Tracy, 2013) and the results showed similar seasonal dependency, i.e., large amplitudes during the southern summer.

A full explanation for the seasonal variation in the  $M_2$  amplitudes in EPB zonal drift is quite complex due to the complexity of the dynamics involved in the motion of the F region plasma, which is strictly related with the E region dynamo, primarily  
135 during the daytime. The  $M_2$  is mainly composed of the migrating component with a secondary contribution of the non-migrating ones, which can play an important role in the global structure of the lunar tide (Paulino et al., 2013). Maybe better conditions for propagation of some tidal non-migrating components could be the reason for the enhancement of the  $M_2$  in zonal and vertical drifts. This hypothesis could be sustained by the observed large  $M_2$  amplitudes in the mesosphere and lower



thermosphere temperatures (Paulino et al., 2013) and zonal wind (Paulino et al., 2015). Forbes and Zhang (2019) showed  
140 large  $M_2$  amplitudes in the electron concentration during the summer, however, there were slight amplitudes near the equator.  
Stening et al. (1999) also found large amplitudes in the vertical drift during the southern hemisphere summer, primarily in the  
nighttime period.

Furthermore, sudden stratospheric warmings, which are more frequently observed during the southern summer have been  
pointed out as a mechanism capable of enhancing the amplitude of semidiurnal tides in the equatorial region (e.g., Fejer et al.,  
145 2011; Stening, 2011; Forbes and Zhang, 2012; Park et al., 2012; Paulino et al., 2012; Pedatella et al., 2012; Yamazaki et al.,  
2012; Chau et al., 2015; Maute et al., 2016). During the period of the study of this work, it was observed 4 sudden stratospheric  
warmings (see Table 2 of Yamazaki, 2014). Thus, it could also contribute for the  $M_2$  amplitudes in the F region drifts during  
the southern hemisphere summer.

Although in the equatorial region, the neutral winds are less dependent on solar cycle and, consequently, one could expect  
150 that the lunar tide does not present a reasonable solar cycle dependency. However, the results from Figure 3 showed the  $M_2$   
amplitudes in the EPB zonal drifts four times larger during the HSA. It is expected that our results have weak influence of the  
E region dynamo because during the nighttime the recombination acts quickly to suppress the E region. Complementarily, it  
is established that the vertical penetration of the semidiurnal lunar tide into the ionosphere from the E region depends on the  
solar cycle due to the molecular viscosity, which filters some wave components with small vertical wavelengths (Forbes, 1982;  
155 Forbes et al., 2014). Yamazaki and Kosch (2014) showed a clear solar dependence of the geomagnetic lunar tide over the last  
century and other works have also showed solar dependence of the lunar tide modulation in the Equatorial Electro Jet (e.g.,  
Eccles et al., 2011; Lühr et al., 2012; Yizengaw and Carter, 2017). Additionally, Eccles et al. (2011) showed  $M_2$  oscillation  
modulation parameters of the F region as well. Those results contribute to understanding that the lunar tide is solar dependent  
in some ionospheric parameters. Thus, these are reasons to believe that the  $M_2$  in the zonal drifts can also be solar dependent.

160 The present work showed that the  $M_2$  modulated the EPB zonal drifts in the equatorial region over Brazil from 2000 to 2007  
and the main results are summarized as following:

- The amplitude of the semidiurnal lunar tide in the equatorial plasma bubble zonal drifts was 3.1 m/s, which is 5.6% of  
the mean drifts;
- It was observed a clear seasonal variability for the  $M_2$  amplitudes with high values during the summer of the southern  
165 hemisphere when they were compared to the equinox months;
- The amplitudes of the semidiurnal lunar tide in the equatorial plasma bubble zonal drifts were solar cycle dependent  
reaching values four times larger during the high solar activity.

*Data availability.* The used airglow images can be requested to the corresponding author.

*Author contributions.* Igo Paulino wrote the manuscript and made most of the analysis. Ana Roberta Paulino converted solar time to lunar  
170 time and revised the manuscript. Amauri F. Medeiros revised the manuscript and helped in the calculation of the EPB zonal drifts. Cristiano  
M. Wrasse and Hisao Takahashi revised the manuscript. Ricardo A. Buriti revised the manuscript and coordinated the observations.

*Competing interests.* The authors declare that they have no competing interest

*Acknowledgements.* This work has been financed by the Conselho Nacional de Desenvolvimento Científico e Tecnológico (CNPq) under  
contract 306063/2020-4 and Fundação de Amparo à Pesquisa do Estado da Paraíba (FAPESQ PB) under contracts 002/2019 and Edital  
175 09/2021 Demanda Universal . The authors thanks to the Coordenação de Aperfeiçoamento de Pessoal de Nível Superior for making available,  
even during the pandemic period, the “Periódicos da CAPES”, which was fundamental for the construction of this manuscript.

## References

- Abalde, J. R., Sahai, Y., Fagundes, P. R., Becker-Guedes, F., Bittencourt, J. A., Pillat, V. G., Lima, W. L. C., Candido, C. M. N., and de Freitas, T. F.: Day-to-day variability in the development of plasma bubbles associated with geomagnetic disturbances, *Journal of Geophysical Research: Space Physics*, 114, <https://doi.org/https://doi.org/10.1029/2008JA013788>, 2009.
- 180 Abdu, M., Sobral, J., Batista, I., Rios, V., and Medina, C.: Equatorial spread-F occurrence statistics in the American longitudes: Diurnal, seasonal and solar cycle variations, *Advances in Space Research*, 22, 851–854, [https://doi.org/https://doi.org/10.1016/S0273-1177\(98\)00111-2](https://doi.org/https://doi.org/10.1016/S0273-1177(98)00111-2), 1998.
- Abdu, M. A., Kantor, I. J., Batista, I. S., and de Paula, E. R.: East-west plasma bubble irregularity motion determined from spaced VHF polarimeters: Implications on velocity shear in the zonal F region bulk plasma motion, *Radio Science*, 20, 111–122, <https://doi.org/https://doi.org/10.1029/RS020i001p00111>, 1985.
- 185 Abdu, M. A., Batista, I. S., Takahashi, H., MacDougall, J., Sobral, J. H., Medeiros, A. F., and Trivedi, N. B.: Magnetospheric disturbance induced equatorial plasma bubble development and dynamics: A case study in Brazilian sector, *Journal of Geophysical Research: Space Physics*, 108, <https://doi.org/https://doi.org/10.1029/2002JA009721>, 2003.
- 190 Abdu, M. A., Alam Kherani, E., Batista, I. S., de Paula, E. R., Fritts, D. C., and Sobral, J. H. A.: Gravity wave initiation of equatorial spread F/plasma bubble irregularities based on observational data from the SpreadFEx campaign, *Annales Geophysicae*, 27, 2607–2622, <https://doi.org/10.5194/angeo-27-2607-2009>, 2009.
- Aswathy, R. and Manju, G.: The post sunset equatorial F- region zonal drift variability and its linkage with equatorial spread F onset and duration over Indian longitudes, *Advances in Space Research*, 67, 1254–1260, <https://doi.org/https://doi.org/10.1016/j.asr.2020.11.024>, 2021.
- 195 Bates, D. R.: Recombination in the normal E and F layers of the ionosphere, *Planetary and Space Science*, 36, 55–63, [https://doi.org/https://doi.org/10.1016/0032-0633\(88\)90146-8](https://doi.org/https://doi.org/10.1016/0032-0633(88)90146-8), 1988.
- Chapagain, N. P., Makela, J. J., Meriwether, J. W., Fisher, D. J., Buriti, R. A., and Medeiros, A. F.: Comparison of nighttime zonal neutral winds and equatorial plasma bubble drift velocities over Brazil, *Journal of Geophysical Research: Space Physics*, 117, <https://doi.org/https://doi.org/10.1029/2012JA017620>, 2012.
- 200 Chapman, S. and Lindzen, R. S.: *Atmospheric tides; thermal and gravitational*. Gordon and Breach New York, 1970.
- Chau, J. L., Hoffmann, P., Pedatella, N. M., Matthias, V., and Stober, G.: Upper mesospheric lunar tides over middle and high latitudes during sudden stratospheric warming events, *Journal of Geophysical Research: Space Physics*, 120, 3084–3096, <https://doi.org/https://doi.org/10.1002/2015JA020998>, 2015.
- 205 Chu, F. D., Liu, J. Y., Takahashi, H., Sobral, J. H. A., Taylor, M. J., and Medeiros, A. F.: The climatology of ionospheric plasma bubbles and irregularities over Brazil, *Annales Geophysicae*, 23, 379–384, <https://doi.org/10.5194/angeo-23-379-2005>, 2005.
- de Paula, E. R. and Hysell, D. L.: The São Luís 30 MHz coherent scatter ionospheric radar: System description and initial results, *Radio Science*, 39, <https://doi.org/https://doi.org/10.1029/2003RS002914>, 2004.
- Dungey, J.: Convective diffusion in the equatorial F region, *Journal of Atmospheric and Terrestrial Physics*, 9, 304–310, [https://doi.org/https://doi.org/10.1016/0021-9169\(56\)90148-9](https://doi.org/https://doi.org/10.1016/0021-9169(56)90148-9), 1956.
- 210 Eccles, V., Rice, D. D., Sojka, J. J., Valladares, C. E., Bullett, T., and Chau, J. L.: Lunar atmospheric tidal effects in the plasma drifts observed by the Low-Latitude Ionospheric Sensor Network, *Journal of Geophysical Research: Space Physics*, 116, <https://doi.org/https://doi.org/10.1029/2010JA016282>, 2011.

- 215 Fagundes, P., Sahai, Y., and Takahashi, H.: Investigation of OI 557.7 nm and OI 630.0 nm nightglow intensity ratios during the occurrence of equatorial F-region plasma bubbles, *Journal of Atmospheric and Terrestrial Physics*, 57, 929–932, [https://doi.org/https://doi.org/10.1016/0021-9169\(94\)00064-U](https://doi.org/https://doi.org/10.1016/0021-9169(94)00064-U), 1995.
- Farley, D. T., Bonelli, E., Fejer, B. G., and Larsen, M. F.: The prereversal enhancement of the zonal electric field in the equatorial ionosphere, *Journal of Geophysical Research: Space Physics*, 91, 13 723–13 728, <https://doi.org/https://doi.org/10.1029/JA091iA12p13723>, 1986.
- 220 Fejer, B. G. and Tracy, B. D.: Lunar tidal effects in the electrodynamics of the low latitude ionosphere, *Journal of Atmospheric and Solar Terrestrial Physics*, 103, 76–82, <https://doi.org/https://doi.org/10.1016/j.jastp.2013.01.008>, 2013.
- Fejer, B. G., de Paula, E. R., González, S. A., and Woodman, R. F.: Average vertical and zonal F region plasma drifts over Jicamarca, *Journal of Geophysical Research: Space Physics*, 96, 13 901–13 906, <https://doi.org/https://doi.org/10.1029/91JA01171>, 1991.
- 225 Fejer, B. G., de Paula, E. R., Scherliess, L., and Batista, I. S.: Incoherent scatter radar, ionosonde, and satellite measurements of equatorial F region vertical plasma drifts in the evening sector, *Geophysical Research Letters*, 23, 1733–1736, <https://doi.org/https://doi.org/10.1029/96GL01847>, 1996.
- Fejer, B. G., Tracy, B. D., Olson, M. E., and Chau, J. L.: Enhanced lunar semidiurnal equatorial vertical plasma drifts during sudden stratospheric warmings, *Geophysical Research Letters*, 38, <https://doi.org/https://doi.org/10.1029/2011GL049788>, 2011.
- Forbes, J. M.: Atmospheric tide: 2. The solar and lunar semidiurnal components, *Journal of Geophysical Research: Space Physics*, 87, 5241–5252, <https://doi.org/https://doi.org/10.1029/JA087iA07p05241>, 1982.
- 230 Forbes, J. M. and Zhang, X.: Lunar tide amplification during the January 2009 stratosphere warming event: Observations and theory, *Journal of Geophysical Research: Space Physics*, 117, <https://doi.org/https://doi.org/10.1029/2012JA017963>, 2012.
- Forbes, J. M. and Zhang, X.: Lunar Tide in the F Region Ionosphere, *Journal of Geophysical Research: Space Physics*, 124, 7654–7669, <https://doi.org/https://doi.org/10.1029/2019JA026603>, 2019.
- 235 Forbes, J. M., Zhang, X., Bruinsma, S., and Oberheide, J.: Lunar semidiurnal tide in the thermosphere under solar minimum conditions, *Journal of Geophysical Research: Space Physics*, 118, 1788–1801, <https://doi.org/https://doi.org/10.1029/2012JA017962>, 2013.
- Forbes, J. M., Zhang, X., and Bruinsma, S. L.: New perspectives on thermosphere tides: 2. Penetration to the upper thermosphere, *Earth, Planets and Space*, 66, 122, <https://doi.org/10.1186/1880-5981-66-122>, 2014.
- 240 Fritts, D. C., Abdu, M. A., Batista, B. R., Batista, I. S., Batista, P. P., Buriti, R., Clemesha, B. R., Dautermann, T., de Paula, E. R., Fechine, B. J., Fejer, B. G., Gobbi, D., Haase, J., Kamalabadi, F., Kherani, E. A., Laughman, B., Lima, P. P., Liu, H.-L., Medeiros, A., Pautet, P.-D., Riggan, D. M., Rodrigues, F. S., São Sabbas, F., Sobral, J. H. A., Stamus, P., Takahashi, H., Taylor, M. J., Vadas, S. L., Vargas, F., and Wrasse, C. M.: Overview and summary of the Spread F Experiment (SpreadFEx), *Annales Geophysicae*, 27, 2141–2155, <https://doi.org/10.5194/angeo-27-2141-2009>, 2009.
- Garcia, F. J., Taylor, M. J., and Kelley, M. C.: Two-dimensional spectral analysis of mesospheric airglow image data, *Appl. Opt.*, 36, 7374–7385, <https://doi.org/10.1364/AO.36.007374>, 1997.
- 245 Haerendel, G., Eccles, J. V., and Çakir, S.: Theory for modeling the equatorial evening ionosphere and the origin of the shear in the horizontal plasma flow, *Journal of Geophysical Research: Space Physics*, 97, 1209–1223, <https://doi.org/https://doi.org/10.1029/91JA02226>, 1992.
- Huang, C.-S., de La Beaujardière, O., Roddy, P. A., Hunton, D. E., Ballenthin, J. O., Hairston, M. R., and Pfaff, R. F.: Large-scale quasiperiodic plasma bubbles: C/NOFS observations and causal mechanism, *Journal of Geophysical Research: Space Physics*, 118, 3602–3612, <https://doi.org/https://doi.org/10.1002/jgra.50338>, 2013.

- 250 Kudeki, E., Akgiray, A., Milla, M., Chau, J. L., and Hysell, D. L.: Equatorial spread-F initiation: Post-sunset vortex, thermospheric winds, gravity waves, *Journal of Atmospheric and Solar-Terrestrial Physics*, 69, 2416–2427, <https://doi.org/https://doi.org/10.1016/j.jastp.2007.04.012>, 2007.
- Li, G., Ning, B., Liu, L., Wan, W., and Liu, J. Y.: Effect of magnetic activity on plasma bubbles over equatorial and low-latitude regions in East Asia, *Annales Geophysicae*, 27, 303–312, <https://doi.org/10.5194/angeo-27-303-2009>, 2009.
- 255 Liu, H.-L.: Day-to-Day Variability of Prereversal Enhancement in the Vertical Ion Drift in Response to Large-Scale Forcing From the Lower Atmosphere, *Space Weather*, 18, e2019SW002334, <https://doi.org/https://doi.org/10.1029/2019SW002334>, 2020.
- Lühr, H., Siddiqui, T. A., and Maus, S.: Global characteristics of the lunar tidal modulation of the equatorial electrojet derived from CHAMP observations, *Annales Geophysicae*, 30, 527–536, <https://doi.org/10.5194/angeo-30-527-2012>, 2012.
- Maute, A., Fejer, B. G., Forbes, J. M., Zhang, X., and Yudin, V.: Equatorial vertical drift modulation by the lunar and solar semidiurnal tides during the 2013 sudden stratospheric warming, *Journal of Geophysical Research: Space Physics*, 121, 1658–1668, 260 <https://doi.org/https://doi.org/10.1002/2015JA022056>, 2016.
- Mendillo, M. and Baumgardner, J.: Airglow characteristics of equatorial plasma depletions, *Journal of Geophysical Research: Space Physics*, 87, 7641–7652, <https://doi.org/https://doi.org/10.1029/JA087iA09p07641>, 1982.
- Park, J., Lühr, H., Kunze, M., Fejer, B. G., and Min, K. W.: Effect of sudden stratospheric warming on lunar tidal modulation of the equatorial electrojet, *Journal of Geophysical Research: Space Physics*, 117, <https://doi.org/https://doi.org/10.1029/2011JA017351>, 2012. 265
- Paulino, A., Batista, P., Clemesha, B., Buriti, R., and Schuch, N.: An enhancement of the lunar tide in the MLT region observed in the Brazilian sector during 2006 SSW, *Journal of Atmospheric and Solar-Terrestrial Physics*, 90–91, 97–103, <https://doi.org/https://doi.org/10.1016/j.jastp.2011.12.015>, 2012.
- Paulino, A., Batista, P., Lima, L., Clemesha, B., Buriti, R., and Schuch, N.: The lunar tides in the mesosphere and lower thermosphere over Brazilian sector, *Journal of Atmospheric and Solar-Terrestrial Physics*, 133, 129–138, 270 <https://doi.org/https://doi.org/10.1016/j.jastp.2015.08.011>, 2015.
- Paulino, A. R., Batista, P. P., and Batista, I. S.: A global view of the atmospheric lunar semidiurnal tide, *Journal of Geophysical Research: Atmospheres*, 118, 13,128–13,139, <https://doi.org/https://doi.org/10.1002/2013JD019818>, 2013.
- Paulino, A. R., Lima, L. M., Almeida, S. L., Batista, P. P., Batista, I. S., Paulino, I., Takahashi, H., and Wrasse, 275 C. M.: Lunar tides in total electron content over Brazil, *Journal of Geophysical Research: Space Physics*, 122, 7519–7529, <https://doi.org/https://doi.org/10.1002/2017JA024052>, 2017.
- Paulino, I., Medeiros, A., Buriti, R., Sobral, J., Takahashi, H., and Gobbi, D.: Optical observations of plasma bubble westward drifts over Brazilian tropical region, *Journal of Atmospheric and Solar-Terrestrial Physics*, 72, 521–527, <https://doi.org/https://doi.org/10.1016/j.jastp.2010.01.015>, 2010.
- 280 Paulino, I., Medeiros, A. F. d., Buriti, R. A., Takahashi, H., Sobral, J. A. H. A., and Gobbi, D.: Plasma bubble zonal drift characteristics observed by airglow images over Brazilian tropical region, *Revista Brasileira de Geofísica*, 29, 239 – 246, [http://www.scielo.br/scielo.php?script=sci\\_arttext&pid=S0102-261X2011000200003&nrm=iso](http://www.scielo.br/scielo.php?script=sci_arttext&pid=S0102-261X2011000200003&nrm=iso), 2011a.
- Paulino, I., Takahashi, H., Medeiros, A., Wrasse, C., Buriti, R., Sobral, J., and Gobbi, D.: Mesospheric gravity waves and ionospheric plasma bubbles observed during the COPEX campaign, *Journal of Atmospheric and Solar-Terrestrial Physics*, 73, 1575–1580, 285 <https://doi.org/https://doi.org/10.1016/j.jastp.2010.12.004>, 2011b.

- Paulino, I., Paulino, A. R., Cueva, R. Y. C., Agyei-Yeboah, E., Buriti, R. A., Takahashi, H., Wrasse, C. M., Santos, A. M., Fragoso de Medeiros, A., and Batista, I. S.: Semimonthly oscillation observed in the start times of equatorial plasma bubbles, *Annales Geophysicae*, 38, 437–443, <https://doi.org/10.5194/angeo-38-437-2020>, 2020.
- 290 Pedatella, N. M., Liu, H.-L., Richmond, A. D., Maute, A., and Fang, T.-W.: Simulations of solar and lunar tidal variability in the mesosphere and lower thermosphere during sudden stratosphere warmings and their influence on the low-latitude ionosphere, *Journal of Geophysical Research: Space Physics*, 117, <https://doi.org/10.1029/2012JA017858>, 2012.
- Pimenta, A., Fagundes, P., Bittencourt, J., and Sahai, Y.: Relevant aspects of equatorial plasma bubbles under different solar activity conditions, *Advances in Space Research*, 27, 1213–1218, [https://doi.org/10.1016/S0273-1177\(01\)00200-9](https://doi.org/10.1016/S0273-1177(01)00200-9), 2001.
- Pimenta, A., Bittencourt, J., Fagundes, P., Sahai, Y., Buriti, R., Takahashi, H., and Taylor, M.: Ionospheric plasma bubble zonal drifts over the tropical region: a study using OI 630nm emission all-sky images, *Journal of Atmospheric and Solar-Terrestrial Physics*, 65, 1117–1126, [https://doi.org/10.1016/S1364-6826\(03\)00149-4](https://doi.org/10.1016/S1364-6826(03)00149-4), 2003.
- 295 Saito, S. and Maruyama, T.: Effects of transequatorial thermospheric wind on plasma bubble occurrences, *Journal of the National Institute of Information and Communications Technology*, 56, 257–266, 2009.
- Santos, A. M., Abdu, M. A., Souza, J. R., Sobral, J. H. A., Batista, I. S., and Denardini, C. M.: Storm time equatorial plasma bubble zonal drift reversal due to disturbance Hall electric field over the Brazilian region, *Journal of Geophysical Research: Space Physics*, 121, 5594–5612, <https://doi.org/10.1002/2015JA022179>, 2016.
- 300 Sobral, J., Abdu, M., Takahashi, H., Taylor, M., de Paula, E., Zamlutti, C., de Aquino, M., and Borba, G.: Ionospheric plasma bubble climatology over Brazil based on 22 years (1977–1998) of 630nm airglow observations, *Journal of Atmospheric and Solar-Terrestrial Physics*, 64, 1517–1524, [https://doi.org/10.1016/S1364-6826\(02\)00089-5](https://doi.org/10.1016/S1364-6826(02)00089-5), equatorial Aeronomy, 2002.
- 305 Sobral, J. H. A., Abdu, M. A., and Batista, I. S.: Airglow studies on the ionosphere dynamics over low latitude in Brazil, *Annales de Geophysique*, 36, 199–204, 1980.
- Sobral, J. H. A., Abdu, M. A., Zamlutti, C. J., and Batista, I. S.: Association between plasma bubble irregularities and airglow disturbances over Brazilian low latitudes, *Geophysical Research Letters*, 7, 980–982, <https://doi.org/10.1029/GL007i011p00980>, 1980.
- Stening, R. J.: Lunar tide in the equatorial electrojet in relation to stratospheric warmings, *Journal of Geophysical Research: Space Physics*, 116, <https://doi.org/10.1029/2011JA017047>, 2011.
- 310 Stening, R. J. and Fejer, B. G.: Lunar tide in the equatorial F region vertical ion drift velocity, *Journal of Geophysical Research: Space Physics*, 106, 221–226, <https://doi.org/10.1029/2000JA000175>, 2001.
- Stening, R. J., Richmond, A. D., and Roble, R. G.: Lunar tides in the Thermosphere-Ionosphere-Electrodynamics General Circulation Model, *Journal of Geophysical Research: Space Physics*, 104, 1–13, <https://doi.org/10.1029/98JA02663>, 1999.
- 315 Takahashi, H., Taylor, M., Sobral, J., Medeiros, A., Gobbi, D., and Santana, D.: Fine structure of the ionospheric plasma bubbles observed by the OI 6300 and 5577 airglow images, *Advances in Space Research*, 27, 1189–1194, [https://doi.org/10.1016/S0273-1177\(01\)00159-4](https://doi.org/10.1016/S0273-1177(01)00159-4), 2001.
- Takahashi, H., Taylor, M. J., Pautet, P.-D., Medeiros, A. F., Gobbi, D., Wrasse, C. M., Fechine, J., Abdu, M. A., Batista, I. S., Paula, E., Sobral, J. H. A., Arruda, D., Vadas, S. L., Sabbas, F. S., and Fritts, D. C.: Simultaneous observation of ionospheric plasma bubbles and mesospheric gravity waves during the SpreadFEx Campaign, *Annales Geophysicae*, 27, 1477–1487, <https://doi.org/10.5194/angeo-27-1477-2009>, 2009.
- 320 Tsunoda, R. T.: Day-to-day variability in equatorial spread F: Is there some physics missing?, *Geophysical Research Letters*, 33, <https://doi.org/10.1029/2006GL025956>, 2006.

- Tsunoda, R. T., Saito, S., and Nguyen, T. T.: Post-sunset rise of equatorial F layer—or upwelling growth?, *Progress in Earth and Planetary Science*, 5, 22, <https://doi.org/10.1186/s40645-018-0179-4>, 2018.
- 325 Weber, E. J., Buchau, J., Eather, R. H., and Mende, S. B.: North-south aligned equatorial airglow depletions, *Journal of Geophysical Research: Space Physics*, 83, 712–716, <https://doi.org/https://doi.org/10.1029/JA083iA02p00712>, 1978.
- Woodman, R. F. and La Hoz, C.: Radar observations of F region equatorial irregularities, *Journal of Geophysical Research (1896-1977)*, 81, 5447–5466, <https://doi.org/https://doi.org/10.1029/JA081i031p05447>, 1976.
- 330 Yamazaki, Y.: Solar and lunar ionospheric electrodynamic effects during stratospheric sudden warmings, *Journal of Atmospheric and Solar-Terrestrial Physics*, 119, 138–146, <https://doi.org/https://doi.org/10.1016/j.jastp.2014.08.001>, 2014.
- Yamazaki, Y. and Kosch, M. J.: Geomagnetic lunar and solar daily variations during the last 100 years, *Journal of Geophysical Research: Space Physics*, 119, 6732–6744, <https://doi.org/https://doi.org/10.1002/2014JA020203>, 2014.
- Yamazaki, Y., Richmond, A. D., and Yumoto, K.: Stratospheric warmings and the geomagnetic lunar tide: 1958–2007, *Journal of Geophysical Research: Space Physics*, 117, <https://doi.org/https://doi.org/10.1029/2012JA017514>, 2012.
- 335 Yizengaw, E. and Carter, B. A.: Longitudinal, seasonal and solar cycle variation in lunar tide influence on the equatorial electrojet, *Annales Geophysicae*, 35, 525–533, <https://doi.org/10.5194/angeo-35-525-2017>, 2017.
- Zhang, J. T., Forbes, J. M., Zhang, C. H., Doornbos, E., and Bruinsma, S. L.: Lunar tide contribution to thermosphere weather, *Space Weather*, 12, 538–551, <https://doi.org/https://doi.org/10.1002/2014SW001079>, 2014.