

# An Early Mid Latitude Aurora Observed by Rozier (Béziers, 1780)

Chiara Bertolin<sup>1</sup>, Fernando Domínguez-Castro<sup>2,3</sup>, Lavinia. de Ferri<sup>1</sup>

<sup>1</sup>Department of Mechanical and Industrial Engineering, Norwegian University of Science and Technology, Trondheim, 7491, Norway

5 <sup>2</sup> ARAID Foundation, 50018, Zaragoza, SPAIN

<sup>3</sup>Departamento de Geografía y Ordenación del Territorio, Universidad de Zaragoza, 50009, Zaragoza, SPAIN

*Correspondence to:* Chiara Bertolin (chiara.bertolin@ntnu.no)

**Abstract.** Aurorae Observations are an uncommon phenomenon at low and mid latitudes that, at the end of the 18th century was not well known and understood. Low and Mid geomagnetic latitude Aurorae observations provide information about episodes of intense solar storms associated with flares and outstanding coronal mass ejection (CME) and on the variation of the geomagnetic field. However, for many observers at mid and low latitude, the features of a northern light were unknown, so they could easily report it as a phenomenon without explanation. In this work, we found that an earlier Mid geomagnetic latitude aurora was observed in Beausejour, close to Béziers (43° 19' N, 3° 13' E), France, by the abbot Francois Rozier. He was a meticulous botanist, doctor and agronomist with special interest in atmospheric phenomena. On 15 August 1780, from 15 19:55 to 20:07 (Universal Time), Francois Rozier observed a “phosphoric cloud”. A careful analysis of the report points out that he was reporting an auroral event. The recovery of auroral events at low and mid latitude during the 1780’s is very useful to shed light to the solar activity during this period because there are few records of sunspot observations.

## 1 Background and Introduction

Incursions of high-energy particles from space, mainly solar wind, strongly interact with the Earth’s magnetosphere, causing ionization and excitation of atmospheric gases and auroral emissions (Brekke, 2013; Gonzalez et al., 1994). The aurora borealis is a spectacular phenomenon that have been recorded from the Assyrians and Babylonians (Stephenson et al., 2004; Hayakawa et al. 2016; Hayakawa et al. 2019c) till nowadays. However, it is not until 1733 when Mairan (1733) suggested that the aurora could be caused by the solar atmosphere (Krivsky, 1984).

Low and Mid latitude auroras (LMLAs) are usually associated with intense space weather events, frequently caused by coronal mass ejections (CME) (Gonzalez et al., 1994; Vázquez et al. 2006). This was the case of well studied extreme space weather events as those occurred on September 1770 (Hayakawa et al. 2017a); the Carrington event in August/September 1859 (Green and Boardsen, 2006; Green et al., 2006; Humble 2006; Tsurutani et al., 2003; Cliver and Dietrich, 2013; Hayakawa et al., 2019a); the storm on 1872 February (Hayakawa et al. 2018; Silverman, 2008); the extreme event on September 1909 (Hayakawa et al., 2019b); May 1921 (Hapgood, 2019; Silverman and Cliver, 2001; Love et al., 2019) or 30 March 1989 (Allen et al., 1989) resulting in extreme magnetic disturbances and auroral displays at very low latitudes . It is important to note that extreme space weather events of these magnitude can provoke important impacts on our highly

technological dependent society, especially in activities related with the aviation, the GPS signals, radio communication, and the electric power grid (Baker et al., 2008; Ridley et al., 2018).

Low and mid latitude auroras nights show an association with solar activity indices as sunspot records. This link has been  
35 observed during the telescopic era (Silverman, 1992; Lockwood and Barnard, 2015; Lockwood et al., 2016) but also in pre-  
telescopic era from the comparison with naked-eye sunspot reports (Hayakawa et al. 2017a; Bekli and Chadou, 2019). This  
relationship is due mainly to the highest frequency of LMLAs during the maximum and the decaying phase of the solar cycle  
(Gonzalez et al., 1994). Therefore, the mid-latitude aurorae, being footprints of solar CMEs, can be considered as proxies for  
the long-term solar activity. Nevertheless, LMLAs sometimes occurred in periods of low solar activity (Silverman 2003;  
40 Willis et al. 2007; Vaquero et al., 2007 and 2013; Garcia and Dryer, 1987 and Hayakawa et al., 2020). These auroras are  
called “sporadic auroras”.

Auroral catalogues are important tool to understand the long-term interaction among the solar activity and the Earth’s  
magnetosphere (Legrand and Simon 1987, Silverman S.M. 1992). In the last centuries many auroral catalogues have been  
developed e.g. Mairan (1733), Lovering (1866), Fritz (1873), Angot (1897), Tromholt (1902), Link (1962, 1964), Krivsky &  
45 Pejml (1988), Loysha et al. (1989) or Ordaz (2010). LMLAs, although rare, are recorded in these catalogues by professional  
and non-professional observers. During the 18th century, in Europe, there were some professional observers who were  
familiar with the phenomenon and who recorded auroras systematically e.g. Francisco Salvà (Barcelona, Spain) (Vaquero et  
al., 2010) and Giuseppe Toaldo (Padova, Italy) (Domínguez-Castro et al., 2016). Nevertheless, there were many sporadic  
observers that also recorded LMLAs unknowingly, cataloging them as strange and inexplicable phenomena. These sporadic  
50 reports are important to generate and extend LMLAs catalogues but require an accurate analysis to avoid possible  
misinterpretations (Kawamura et al., 2016; Usoskin et al., 2017; Stephenson et al., 2019). Here, we analyzed an observation  
made by the Abbot Francois Rozier in 1780 with enough details and quantifiable information to understand if he observed a  
LMLA or a different phenomenon.

## 2 Methodology

- 55 1.
- 2.

### The Observer

Jean-Baptiste François Rozier, (Lione, 23 January 1734 - Lione, 29 September 1793) (Fig. 1a) (Gutton and Bonnet, 1991)  
was a professor of Botanic and Medicine at the University of Lione that after studying at the Jesuit college at Villefranche-  
60 sur-Saône entered the the Saint-Irénée seminary in Lyon. In 1771 Rozier moved to Paris to edit the *Journal de Physique et d’  
Histoire Naturelle* founded by Jacques Gautier d’ Agoty; after becoming the journal owner he renamed it as *Journal d’  
Observations sur la Physique, l’ Histoire Naturelle et sur les Arts et Métiers* and later as the *Journal de Physique* where the  
original versions of many fundamental memoirs appeared (McKie, 1957). Rozier maintained the journal up to 1779 when he  
devoted himself to the writing of the *Cours d’ agriculture* (see below) a periodical that was edited by his nephew, the

65 mineralogist and priest Jean-André Mongez (21 November 1750 – May 1788). In 1779 he became prior of the abbey at Nanteuil-le-Haudouin (between Paris and Reims), while in July 1780 Rozier bought an estate close in Beauséjour, in the suburb of Béziers (43°19' N, 3°13' E), Southern France (domaine de Beauséjour) to install his own model farm (1781). Here he could edit his *Cours Complet d'Agriculture Théorique et Pratiqueou Dictionnaire Reisonné et Universel d'Agriculture* (twelve volumes in form of a dictionary, of which nine were by Rozier himself, 1781–1800, and the last two were published  
70 after his death). Finally, he sold the property and in 1786 moved to Lyon where he accepted a position as Director of the School of Agriculture and of the Pépinière (plant nursery) de la Province in 1788. Finally, he became constitutional curate of Sainte-Polycarpe parish in Lyon and was killed during the siege of the town the night between the 28th and 29th of September 1793 (French Revolution).

Rozier was a member of the Académie de Lyon and thanks to his activity as editor of scientific journals was in contact with  
75 the most famous scientists and intellectuals of his times. He devoted his life to the observation of botanical or agricultural biological, chemical, physical and meteorological phenomena (e.g. temperature, atmospheric pressure observations with barometers of different diameters or state of the sky as thunders` observations).

1.

80 2.

## 2.1.

### **The Documentary Source and the Observation description**

The observation was described in the “*Observations sur la physique, sur l’histoire naturelle et sur les arts, avec des planches en taille-douce*” tome XVIII under the title “*Observation sur une Nuée rendue phosphorique par une surabondance*  
85 *de l’électricité, vue de Beauséjour près de Béziers, le 15 Août*” [About a cloud rendered phosphoric by an overabundance of electricity observed at Béziers the 15th of August] (Rozier, 1781) (Fig. 1b). The most important fragments of the observation are reported below in our English translation, while the complete original French version is reported in Figure 1b.

“*The closer the night approached, the more the clouds were pushed and accumulated towards the great chain of mountains of the third order that cross the low-Languedoc from east to west... At 20:05 it was completely night. It was at this moment*  
90 *that, examining the direction and the effects of the flashes, I noticed behind the slope of the hill, which on one side blocks the view from my house, a bright spot. This light did not look like that of a candle seen from afar, nor that which spreads from a forest or grass when they are set on fire. It seemed to me to have the whitish color of phosphorus burning in the open air, or rather of that of mercury stirred in a tube without air. This bright spot gradually acquired volume and intensity. It imperceptibly formed an area, a phosphoric band that appeared to my eyes at a height of 3 feet: and starting from the top of*  
95 *the hill almost to Béziers, this area seemed to form the base of a 60° angle, whose summit responded to my eye.*”

On this first luminous area, a second one of the same height formed, and it had only 30° of extension [width], or half of that of the lower area. Between them remained a void whose height equaled that one of the two areas considered separately. Even if these two zones followed a horizontal direction, it is not to be believed that their line of demarcation followed exactly a straight line. We noticed on both some irregularities, roughly as on the edges of that big white cloud, storm forerunners, and these edges were not all equally bright even if the center of the zones showed a uniform light.

During the period of time when these areas were moving eastward, the lightning and thunder noise were more rapid; finally, at three different times, a flash started from the end of the lower area. But an object worthy of note is that the noise following these flashes, if there was one, was weak and I would dare to say almost null because I could not distinguish it from the noise of the thunder that was starting from the upper region and from a greater distance. Every flash, launched by the general mass, made me clearly appreciate the vines, the crops, the top and the sinuosity of the small mountains located in front of the big chain.

That light helped me to understand that the areas were closer to me and did not belong to the mass of clouds pushed by the winds towards the mountain.

This phenomenon was shown from 20.05 until 20.17. In this instant a blow of wind from the south changed the direction of the clouds, bringing them closer to the big mountain chain, and the storm moved away from Beziers.

It would seem that these areas were a simple mass of vapors, only charged by electricity, which made them transparent and phosphoric. It is proven by the fact that three times the flash disappeared and the trail of light left by the flash appeared to be more than twice the diameter of normal flashes. The [apparent] proximity of the objects could, it is true, be due to these optical effects.

I am led to believe that these areas were detached entities [bodies] and that they did not belong to the mass of the other clouds because the mountains were visible behind them when the flash departed from the big mass; finally, when the flash started from these areas, there was no explosion.

I don't know if such a phenomenon has been observed elsewhere; but I never read anything that can be compared to it."

### 3 Analysis of the Observation

**Hour of Observation and sun depression angle:** Rozier describes the starting (20:05) and ending (20:17) hour of his observation as local solar time (LST) i.e. the measure of local time as in use in the XVIII century. The pendulum clocks locally could be synchronized following the daily data reported in the Ephemerides with the time of the sunrise, midday and sunset published yearly (Jeurat, 1780). Given its longitude, these times correspond to 19:55 and 20:07 in Universal Time (UT) respectively. At these times the solar depression angle was 11.5° and 13.3° respectively. Therefore, although Rozier described the observational conditions as if it was "completely night", however the observation started during the nautical twilight and concluded in the astronomical twilight. The calculation of the solar depression angle for the geographical

coordinates in Béziers and the day of the observation has been performed using the HORIZONS Web-interface of the American National Aeronautics and Space Administration (NASA) ([https://ssd.jpl.nasa.gov/horizons.cgi?s\\_type=1#top](https://ssd.jpl.nasa.gov/horizons.cgi?s_type=1#top)).

130 **Shape:** Related to the shape description, Rozier was very accurate. The main structure described by Rozier is : *“it formed a zone, a phosphoric band...at a height of 3 feet....and finally it formed an angle of 60°.... above this first luminous zone a second [zone] of the same height was formed, but with 30° of extension only i.e. half of that of the lower zone. Between one and the other a void remained, the height of which matched that one of the two connected zones”*. This description may fit with the report of the auroral forms class without ray structure i.e. homogeneous arcs or uniform diffuse surface, and  
135 homogenous bands tooStörmer (1955).

Nevertheless the beginning of the aurora it could resemble some aspect of an auroral sub-storm expansion (Ebihara et al., 2017 and Stephenson et al., 2019) which is characterized by initial brightening of aurora, followed by a bulge expanding in all directions (Akasofu, 1964; Akasofu et al., 1965) *“I noticed a luminous point...this luminous point acquired slowly [over time] volume and intensity”*. Moreover Rozier record some flaming during the event *“in one or in the other zone I noticed*  
140 *irregularities, as well as on the edges of those big white clouds [i.e. general mass or bulge]. This edge was not homogeneously bright, although in the center presented uniform bright. In the time over which the zones moved Eastward.... a flash started from the end of the lower area [of the general mass or bulge]”*.

**Color:** He carefully mentioned the color: *“whitish color of phosphorus burning in the open air”*. As stated by Stephenson et al. 2019 at Low-Mid geomagnetic latitude, northern lights have generally higher probability to be observed if they are reddish, however in case of an auroral display without enough brightness, it tends to appear whitish to the human eye. In addition, such effect of the human eye is enhanced if the moon is also present in the sky as the eye cannot be “dark adapted”. Moreover, the whitish auroral color may be explained with the enhancement of the 557.7 nm of Oxygen with weak brightness or due to the Oxygen mixture with other emissions as well (Ebihara et al., 2017; Stephenson et al., 2019).  
150 Examples of observation which confirm that LMLA are whitish in color during extreme space weather events are reported by Ebihara et al. 2017; Green and Boardsen, 2006; Hayakawa et al. 2017b and Willis et al.1996. Rozier observed a white aurora, this made the phenomena more unusual and increase the possibility of misinterpretation of the phenomenon by Rozier himself.

**Noise:** Silverman and Tuan (1973) said that from observational evidence, the most likely sound accompany auroral  
155 observations could derive from discharges generated by aurorally associated electric fields. Rozier, although in his observation reported: *“It appeared [to me] that these areas were a simple mass of steam, only charged by electricity, which it made them transparent and phosphoric”*. However, he concluded saying that: *“for three different times, a flash, with almost null noise, started from the end of the lower area [i.e. the bulge] ... [and again] when the light flashed ...there was no*

160 *explosion*". This absence of sound recorded by Rozier discard a possible misinterpretation with other noisy atmospheric phenomena.

**Moon:** Whether or not an aurora is overshadowed by the moon depends on the lunar phase, the brightness of the aurora, and the angular distance between the moon and the sky position occupied by auroral emission (Stephenson et al. 2019). Rozier does not report any information about the moon. But the moon was in the sky that day. The moon, on 15 August 1780 was full moon and rose at 19:25 (UT) at an azimuth angle of 111.4° ESE direction, i.e. opposite respect the direction of observation  
165 of Rozier and close to the horizon. During the time Rozier observed the phenomenon, the moon was at azimuth angle 116.5° and elevation angle 3.4° (at 19:55 UT) while at the end of his observation it was at azimuth angle 118.5° and elevation angle 5.3° (at 20:07 UT) therefore always in the direction ESE. The short time of the observation suggests that although the aurora was highly bright because Rozier could record it with full moon in the sky (Stephenson et al., 2019; Hattori et al., 2019), however because of the moon rise above the horizon the light conditions could hinder the visibility of the aurora as well as  
170 the presence of tropospheric clouds. In literature several auroral observations are reported during full moon e.g. those observed on the 18 February and on 12 November 1837 (Olmsted, 1837; Snow, 1842), those reported by Martin, 1847 and Glaisher, 1847 on October 24 of that year, and the event observed on 4 September 1908 described by Barnard, 1910.

**Geomagnetic latitude:** We have calculated the temporal evolution of the geomagnetic latitude in Beziers for the night of the  
175 observation using the geomagnetic model *gufm1* (Jakson et al., 2000). The geomagnetic latitude,  $\varphi$  equals to 50,18°N is obtained by equation (2) in the hypothesis of a dipolar configuration for the geomagnetic field.

$$\varphi = \frac{\tan I}{2} \quad (2)$$

where  $I$  is the magnetic inclination obtained from the *gufm1* model for the year 1780. This implies that the aurora is in the lower limit of the mid-latitude aurora or at the border for being defined LLA as this threshold often in literature is around  
180 50,00°N of geomagnetic latitude.

#### 4 Discussion

In the previous section we have verified that Rozier observed an aurora the night of the 15 August 1780. According with the Angot catalogue (Angot, 1897) in this night the aurora was also observed at Ratisbon (Germany, 49° 01' N, 12° 05' E), 5.5°  
185 further north than Beziers. The Angot catalogue has been extensively used on the reconstruction of auroral nights and as a proxy of the long-term geomagnetic variability. Nevertheless, it is important to note that Angot (1897) is a secondary source (the author was no witness of the facts he describes) and does not provide information on the primary sources he consulted for the elaboration of the catalogue. Secondary sources must be used carefully because can include errors due to the transcription or interpretation of the primary source. For this reason, it is valuable to found primary sources that corroborate  
190 the information provided by Angot, specially during the nights in which Angot recorded an event in a single location, as the night of 15 August 1780.

In addition, magnetic indexes are not available in 1780. The Ak index is in fact available since 1844 (Nevanlinna & Kataja, 1993), the aa index since 1868 (Mayaud, 1980) and the geomagnetic IDV index (Svalgaard & Cliver, 2010) is available since 1835. For this reason, LMLAs catalogues and sunspot number are used here as proxies of the geomagnetic activity at  
195 Rozier's times.

First the aurorae catalogue at comparable latitudes have been analyzed. Then, they were compared with two existing coeval series of auroras homogeneously recorded at low latitude by trained observers as Toaldo (1766-1797) (Padova, Italy 45° 24' N, 11° 52' E) (Domínguez-Castro et al., 2016) and Salvà (1780-1825) (Barcelona, Spain 41° 23' N, 2° 10' E) (Vaquero et al, 2010). For differentiation purpose, the additional series of auroras observed by Thomas Hughes from Stroud, United  
200 Kingdom (mid-latitude 51,75°N, 2,22°W) (Giles, 2005) has been also reported. Figure 2 shows the Toaldo, Salva and Hughes yearly total observations of auroras and the geomagnetic latitude respectively in Padua, Barcelona, Stroud and Beziers over the common 1766-1800 period. The Rozier's observation was close to the maximum LLA observed by Toaldo in Padova (1779). Nevertheless, no aurora was recorded by Salvà at Barcelona during 1780. At higher latitudes (Stroud) Hughes recorded a mean low activity of auroras for that year.

Figure 3 shows the sunspot number during the period 1766-1800. Rozier's observation was in the declining phase of the solar cycle 3, 2-years after the maximum. This is a good moment to see LMAA because long-lived coronal holes - source of high ionized particles in the solar wind - occur more frequently in the declining phase of the sunspot cycle (Verbanac et al., 2011; Lefèvre et al., 2016). It is important to note that the Rozier's observation occurred in a period with few sunspot records. As we can see in Figure 4 the solar observations during the 1780's are rare, frequently below the 30 observations  
210 per year. For this reason, any contribution to the knowledge of the geomagnetic activity in this period is very beneficial.

Figure 4 shows at monthly resolution the solar activity and the auroras recorded in Padova from August 1779 to August 1781. We can see that no aurora was observed during August and only one solar observation was recorded in this month. The nearest solar observation was the 30th of August when J.C. Staudach report 4 groups in the solar disk. The previous observation was done by P. Zeno at 12th of July recording one group (Vaquero et al., 2016). It means this event occurred in  
215 an interval without sunspots data for 48 days.

## Conclusions

We have found a record of an atmospheric phenomenon observed on 15 August 1780 in Beausejour, close to Béziers (43° 19' N, 3° 13' E), France, by the abbot Francois Rozier described as a “*big white cloud ... whitish color of phosphorus burning in the open air*”. Rozier was not an astronomer and it is clear that he did not fully understand the phenomenon he was  
220 recording. Probably for this reason he recorded the event with minute details to later discuss it with other academicians of his time. Thanks to this accuracy, we have been able to analyse quantitative information and facts that contribute to confirm that Francois Rozier observed a Mid latitude aurora that night. The aurora was observed during the nautical and astronomical twilight, it was white, enough brilliant to not be overshadowed by the full moon which however was above the horizon in ESE

direction. It showed two bands and some rays which could fit with the class of auroral forms of both homogeneous  
225 arcs/uniform diffuse surface, and homogenous bands. Its temporal evolution could also resemble an auroral sub-storm  
expansion.

This auroral event contributes to enlarge the geomagnetic knowledge of the late 18<sup>th</sup> century period in which the  
geomagnetic and the solar activity have high uncertainties due to few sunspot and LMLA observations reported from  
primary sources.

230 The Rozier record is a clear case of how, a scientist from a research field far from Astronomy or Meteorology in the 18<sup>th</sup>  
century, could record and publish descriptions on atmospheric phenomena that he did not fully understand but however he  
considered worth to be documented. These sources are very valuable because they report details of infrequent and/or  
partially unknown atmospheric phenomena. In this case the Rozier's report had contributes to enlarge the geomagnetic  
knowledge of a period with low information.

235

#### **Data availability**

The datasets generated for this study are available on request to the corresponding author.

#### **Authors contributions**

240 C. Bertolin conceived the study, performed the analysis and drafted the manuscript with F. Dominguez-Castro, who wrote  
the final manuscript. L. de Ferri translated the original data and conducted the historical research used in the study as well as  
contributed to scientific discussion of the article together with C. Bertolin and F. Dominguez-Castro.

#### **Competing Interests**

245 The authors declare that the research was conducted in the absence of any commercial or financial relationships that could be  
construed as a potential conflict of interest.

#### **Acknowledgment**

Credits for the use of: Sunspot data to the World Data Center SILSO, Royal Observatory of Belgium, Brussels and for the  
250 HORIZONS Web-interface of the American National Aeronautics and Space Administration (NASA)  
([https://ssd.jpl.nasa.gov/horizons.cgi?s\\_type=1#top](https://ssd.jpl.nasa.gov/horizons.cgi?s_type=1#top)).

The research reported in this publication was supported through the financial support guaranteed by the Onsager Fellowship  
– Research Excellence Program at the Norwegian University of Science and Technology (NTNU) in Trondheim and the  
255 DRO500 project (PID2019-108589RA-I00) financed by the Ministry of Science and Innovation of the Spanish Government.

#### **ORCID iD**



Chiara Bertolin <https://orcid.org/0000-0002-0684-8980>

Fernando Dominguez-Castro <https://orcid.org/0000-0003-3085-7040>

260 Lavinia de Ferri <https://orcid.org/0000-0001-8904-4779>

## References

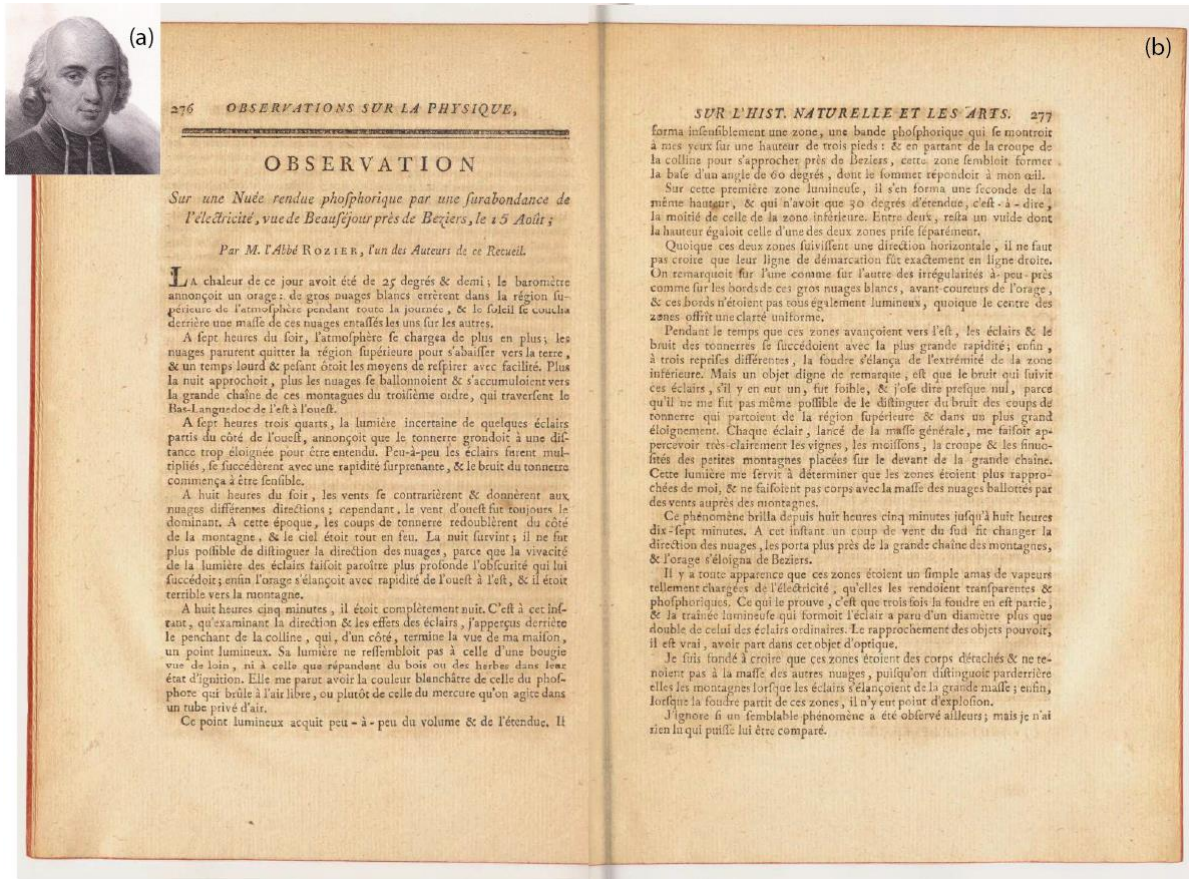
- Angot A.: The Aurora Borealis, (D. Appleton & Co) 326 pp, 1897.
- Allen, J., Frank, L., Sauer, H. and Reiff, P.: Effects of the March 1989 Solar Activity, *EOS*, 70, 1479-1488. doi: 10.1029/89EO004090, 1989.
- 265 Akasofu, S.I.: The development of the auroral substorm, *Planet. Space Sci.*, 12, 273–282, doi:10.1016/0032-0633(64)90151-5, 1964.
- Akasofu, S.I., D. S. Kimball, and Meng C.I.: The dynamics of the aurora-II Westward traveling surges, *J. Atmos. Terr. Phys.*, 27, 173–187, doi:10.1016/0021-9169(65)90114-5, 1965.
- Akasofu, S.I., R. H. Eather, and Bradbury J. N.: The absence of the hydrogen emission (H $\beta$ ) in the westward traveling surge, 270 *Planet. Space Sci.*, 17, 1409, doi:10.1016/0032-0633(69)90207-4, 1969.
- Aragonès Valls, E. and Gargallo, J. O.: Auroras boreales observadas en la Península Ibérica, Baleares y Canarias durante el siglo XVIII, *Treb. Mus. Geol. Barcelona*, 17, 45-110, 2010.
- Baker, D. N., et al.: Severe space weather events Understanding societal and economic impacts: A Workshop Report. The National Academies Press, Washington, D. C., US. doi: 10.17226/12507, 2008.
- 275 Barnard, E.E.: Observations of the aurora, made at the Yerkes Observatory, 1902 – 1909. *Astrophys. J.* 31, 208, 1910.
- Bekli ,M.R., and Chadou, I.: Analysis of pre-telescopic sunspots and auroras from 8th to 16th century. *Adv. Space Res.* 64, 1011-1018, 2019.
- Brekke, A.: Physics of the Upper Polar Atmosphere, 2<sup>nd</sup> Ed., (Springer) 2013.
- Clette, F. and Lefèvre, L.: The New Sunspot Number: Assembling All Corrections, *Sol. Phys.*, 291, 2629-2651, doi 10.1007/s11207-016-1014-y, 2016. 280
- Clette, F., Svalgaard, L., Vaquero, J. M. and Cliver, E. W.: Revisiting the Sunspot Number A 400-Year Perspective on the Solar Cycle, *Space Sci. Rev.*,186, 35–103, doi10.1007/s11214-014-0074-2, 2014.
- Cliver, E. W. and Dietrich, W. F.: The 1859 space weather event revisited: limits of extreme activity, *J. Space Weather Space Clim.* 3, A31, doi: 10.1051/swsc/2013053, 2013.
- 285 Mairan, J. J. D., *Traité physique et historique de l'aurore boréale*, Academie Royale des Sciences, Paris, 1731.
- Domínguez-Castro, F., Vaquero, J.M., Bertolin, C., Gallego, M. C., De la Guia, C. and Camuffo, D.: Aurorae observed by Giuseppe Toaldo in Padua (1766-1797), *J. Space Weather Spac.*, 6, A21, doi.org/10.1051/swsc/2016016, 2016.

- Ebihara, Y., Hayakawa, H., Iwahashi, K., Tamazawa, H., Kawamura, A. D. and Isobe, H.: Possible Cause of Extremely Bright Aurora Witnessed in East Asia on 17 September 1770, *Space Weather*, 15, 1373-1382. DOI: 10.1002/2017SW001693, 2017.
- Fritz, H.: Verzeichniss Beobachteter Polarlichter, C. Gerold's Sohn, Wien, 1873.
- Fukunishi, H.: Dynamic relationship between proton and electron auroral substorms, *J. Geophys. Res.*, 8(4), 553-574, doi:10.1029/JA080i004p00553, 1975.
- Garcia, H. A. and Dryer, M.: The Solar Flares of February 1986 and the Ensuing Intense Geomagnetic Storm, *Sol. Phys.* 109, 119-137, doi.org/10.1007/BF00167403, 1987.
- Glaisher, J.E.: On the aurora borealis, as it was seen on Sunday evening, October 24, 1847, at Blackheath. Lond. Edinb. Dublin Philos. Mag. J. Sci. 31(209), 369, 1847.
- Gonzalez, W. D., Joselyn, J. A., Kamide, Y., Kroehl, H. W., Rosoker, G., Tsuruani, B. T. and Vasyliuna, V. M.: What is a geomagnetic storm?, *J. Geophys. Res.*, 99, 5771-5792, doi.org/10.1029/93JA02867, 1994.
- Green, J. L. and Boardsen, S.A.: Duration and extent of the great auroral storm of 1859, *Adv. Space Res.* 38, 130-135, 10.1016/j.asr.2005.08.054, 2006.
- Green, J.L., Boardsen, S. A., Odenwald, S., Humble, J. and Pazamickas, K.A.: Eyewitness reports of the great auroral storm of 1859, *Adv.Space Res.* 38-2, 145-154, doi.org/10.1016/j.asr.2005.12.021, 2006.
- Gutton, J.P. and Bonnet, J. C., Gutton J. P. (Ed): *Les Lyonnaises dans l'Histoire*, Privat, 1991.
- Hapgood, M.: The Great Storm of May 1921: An Exemplar of a Dangerous Space Weather Event, *Adv. Space Res.*, 17, 950-975. <https://doi.org/10.1029/2019SW002195>, 2019.
- Hattori, K., Hayakawa, H. and Ebihara, Y.: Occurrence of Great Magnetic Storms on 6-8 March 1582, *Mon. Not. R. Astron. Soc.*, 487, 3550-3559, doi.org/10.1093/mnras/stz1401, 2019.
- Hayakawa H., Mitsuma Y., Ebihara Y., Kawamura A. D., Miyahara H., Tamazawa H. and Isobe H.: Earliest datable records of aurora-like phenomena in the astronomical diaries from Babylonia, *Earth, Planets and Space*, 68,195, doi10.1186/s40623-016-0571-5, 2016.
- Hayakawa H., Tamazawa H., Ebihara Y., Miyahara H., Kawamura A. D., Aoyama T. and Isobe H.: Records of sunspots and aurora candidates in the Chinese official histories of the Yuán and Míng dynasties during 1261-1644, *Publ. Astron. Soc. Jpn* 69, 65, doi: 10.1093/pasj/psx045, 2017a.
- Hayakawa, H., Iwahashi, K., Ebihara, Y., Tamazawa, H., Shibata, K., Knipp, D.J., Kawamura, A.D., Hattori, K., Mase, K., Nakanishi, I. and Isobe, H.: Long-lasting extreme magnetic storm activities in 1770 found in historical documents. *Astrophys. J.* 850(2), L31, doi.org/10.3847/2041-8213/aa9661, 2017b.
- Hayakawa, H., Ebihara, Y., Willis, D. M., Hattori, K., Giunta, A. S., Wild, M. N., Hayakawa, S., Toriumi, S.: The Great Space Weather Event during 1872 February Recorded in East Asia, *The Astrophysical Journal*, 862, 15. doi: 10.3847/1538-4357/aaca40, 2018.

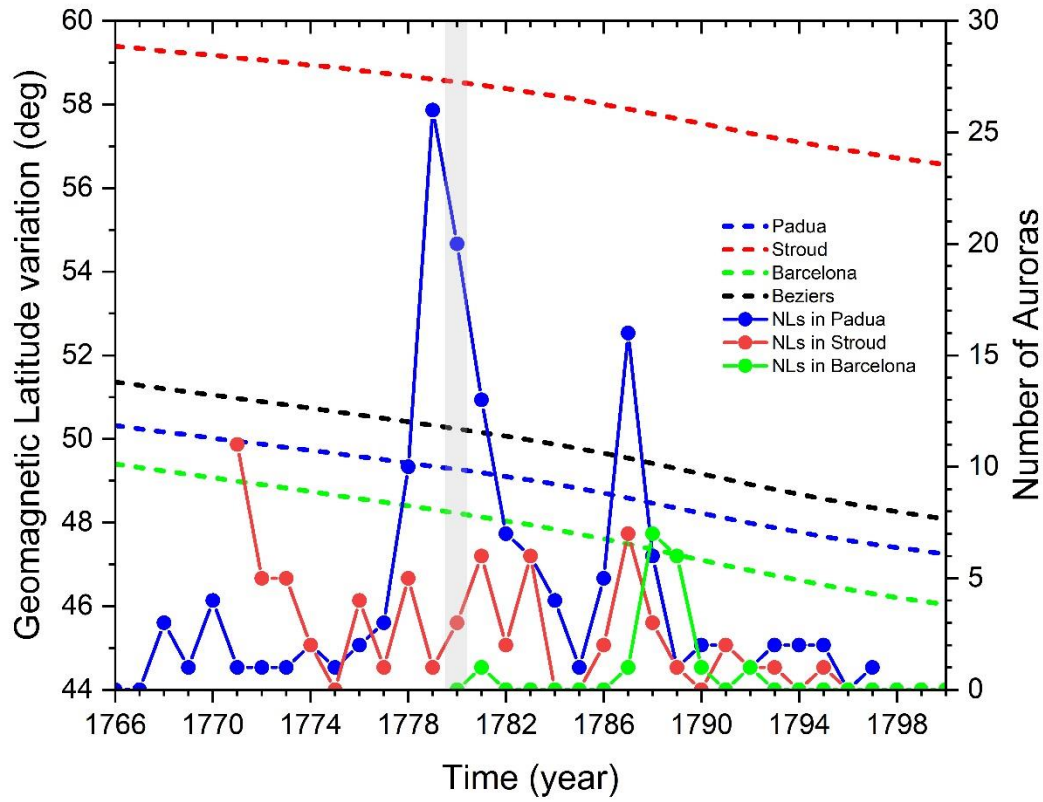
- Hayakawa, H., Ebihara, Y., Willis, D.M., Toriumi, S., Iju, T., Hattori, K., Wild, M. N., Oliveira, D. M., Ermolli, I., Ribeiro, J. R., Correia, A.P., Ribeiro, A. I. and Knipp, D. J.: Temporal and Spatial Evolutions of a Large Sunspot Group and Great Auroral Storms Around the Carrington Event in 1859, *Adv. Space Res*, 17, 1553–1569. <https://doi.org/10.1029/2019SW002269>, 2019a.
- 325 Hayakawa, H., Ebihara, Y., Cliver, E. W., Hattori, K., Toriumi, S., Love, J. J., Umemura, N., Namekata, K., Sakaue, T., Takahashi, T., and Shibata, K.: The extreme space weather event in September 1909. *Monthly Notices of the Royal Astronomical Society*, 484, 3, 4083-4099. DOI: 10.1093/mnras/sty3196, 2019b.
- Hayakawa H., Mitsuma Y. Ebihara Y. and Miyake F.: The Earliest Candidates of Auroral Observations in Assyrian Astrological Reports: Insights on Solar Activity around 660 BCE, *Astrophys. J. Lett.*, 884, L18, doi: 10.3847/2041-  
330 8213/ab42e, 2019c.
- Hayakawa, H., Ribeiro, P., Vaquero, J. M., Gallego, M. C., Knipp, D. J., Mekhaldi, F., Bhaskar, A., Oliveira, D. M., Notsu, Y., Carrasco, V. M. S., Caccavari, A., Veenadhari, B., Mukherjee S. and Ebihara Y.: The Extreme Space Weather Event in 1903 October/November: An Outburst from the Quiet Sun, *Astrophys. J. Lett.*, DOI: 10.3847/2041-8213/ab6a18, 2020.
- Humble, J.: The solar events of August/September 1859 – Surviving Australian observations, *Adv. Space Res.* 38, 155–158,  
335 10.1016/j.asr.2005.08.053, 2006.  
<http://loc.gov/pictures/resource/ppmsca.02227/>
- Jakson, A., Jonkers, A. R. T. and Walker, M. R.: Four centuries of geomagnetic secular variation from historical records, *Philos. T. R. Soc.*, A358, 957-990, doi.org/10.1098/rsta.2000.0569, 2000.
- Jeaurat, E.S : Connaissance des Temps pour l'Année bissextile 1780, Publiée Par l'ordre de l'Académie Royale des  
340 Sciences, et calculée par M. Jeaurat, de la meme Académie. De l'Imprimerie Royale, Paris, 1780.
- Kadokura, A., Yukimatu A.S., Ejiri M., Oguti T., Pinnock M. and Sutcliffe P. R.: Detailed analysis of a substorm event on 6 and 7 June 1989: 2. Stepwise auroral bulge evolution during expansion phase, *J. Geophys. Res.*, 107(A12), 1480, doi:10.1029/2001JA009129, 2002.
- Kawamura A.D., Hayakawa H., Tamazawa H., Miyahara H. and Isobe H.: Aurora candidates from the chronicle of Qíng  
345 dynasty in several degrees of relevance, *Publ. Astron. Soc. Japan*, 68, 79, doi: 10.1093/pasj/psw074, 2016.
- Krivsky, L.: Long-term fluctuations of solar activity during the last thousand years, *Sol. Phys.* 93, 189–194, doi.org/10.1007/BF00156664, 1984.
- Krivsky, L. and Pejml K.: Solar activity, aurorae and climate in Central Europe in the last 1000 years. Publications of the Astronomical Institute of the Czechoslovak Academy of Sciences, Czech Republic, 1988.
- 350 Lefèvre, L.: Detailed Analysis of Solar Data Related to Historical Extreme Geomagnetic Storms: 1868 – 2010, *Sol. Phys.*, 291, 1483-1531. DOI: 10.1007/s11207-016-0892-3, 2016.
- Legrand, J.P. and Simon, P. A.: Two Hundred Years of Auroral Activity (1780-1979), *Ann. Geophys.* 3, 161-168, 1987.
- Library of Congress Prints and Photographs Division Washington, D.C. 20540 USA DIGITAL ID: (digital file from original print) ppmsca 02227

- 355 Link, F.: Observations et catalogue des aurores boréales apparues en Occident de 626 à 1600. *Geofysica Sbornik*, 10, 297–392, 1962.
- Link, F. : Observations et catalogue des aurores boréales apparues en Occident de 1601 à 1700. *Geofysica Sbornik*, 12, 501–550, 1964.
- Lockwood, M., and Barnard, L.: An arch in the UK, *Astronomy & Geophysics*, 56, 4.25–4.30, doi.org/10.1093/astrogeo/atv132, 2015.
- 360 Lockwood, M., Owens, M.J., Barnard, L., Scot,t C.J., Usoskin, I.G. and Nevanlinna, H.: Tests of Sunspot Number Sequences: 2. Using Geomagnetic and Auroral Data, *Sol. Phys.*, 291, 2811–2828, doi 10.1007/s11207-016-0913-2, 2016.
- Love, J. J., Hayakawa, H. and Clive, E. W.: Intensity and Impact of the New York Railroad Superstorm of May 1921, *Adv. Space Res*, 17, 1281–1292. doi.org/10.1029/2019SW002250, 2019.
- 365 Lovering, J.: On the periodicity of the Aurora Borealis. *Mem. Am. Acad. Arts Sci.*, 10, 9–351,1866.
- Loysha, V.A., Krakovetsky, Y.K. and Popov, L.N.: Aurorae: Catalogue from IV to XVIII centuries. *Acad. Sci. USSR Sov. Geophys. Comm.*, 1, 1–10, 1989.
- Mayaud P. N., Mayaud, P. N. (Ed): A Historical Review of Past Indices, Derivation, Meaning, and Use of Geomagnetic Indices, American Geophysical Union, 4-16, 1980.
- 370 Martin, K.B.: Aurora Borealis, Royal Harbour of Ramsgate, *Nautical Mag.*, 642.,1847.
- McKie D., D.Sc. Ph.D. F.R.I.C. F.R.S.E., “The “Observations” of the Abbé François Rozier (1734–93)”, *Annals of Science* 13, 73-89, doi.org/10.1080/00033795700200071, 1957.
- Nevanlinna, H. and Kataja, E.: An extension of the geomagnetic activity index series aa for two solar cycles (1844–1868), *Geophys. Res. Lett.* 20, 2703-2706, doi.org/10.1029/93GL03001, 1993.
- 375 Olmsted, D.: Observations on the aurora borealis on Jan. 25, 1837 *Am. J. Sci. Arts* 32, 176, 1837.
- Ordaz, J.: Auroras boreales observadas en la Península Ibérica, Baleares y Canarias durante el siglo XVIII, *Treb. Mus. Geol. Barcelona* 17, 45-110, 2010.
- Rozier J.B. F, Sur une Nuée rendue phosphorique par une surabondance de l’électricité, vue de Beausejour près de Beziers, le 15 Août. Observations sur la physique, sur l’Histoire naturelle et sur les arts, avec des planches en taille-douce” tome XVIII, pp. 276-277, 1781.
- 380 SILSO, World Data Center - Sunspot Number and Long-term Solar Observations, Royal Observatory of Belgium, on-line Sunspot Number catalogue: <http://www.sidc.be/silso/>
- Silverman, S.M.: Secular variation of the aurora for the past 500 years, *Rev. Geophys.*, 30, 333-351, doi.org/10.1029/92RG01571, 1992.
- 385 Silverman, S.M.: Sporadic auroras. *J. Geophys. Res.*, 108, 8011. doi:10.1029/2002JA009335, 2003.
- Silverman, S.M.: Low-latitude auroras: The great aurora of 4 February 1872, *J. Atmos. Sol.-Terr. Phys.* 70, 1301- 1308, doi.org/10.1016/j.jastp.2008.03.012, 2008.

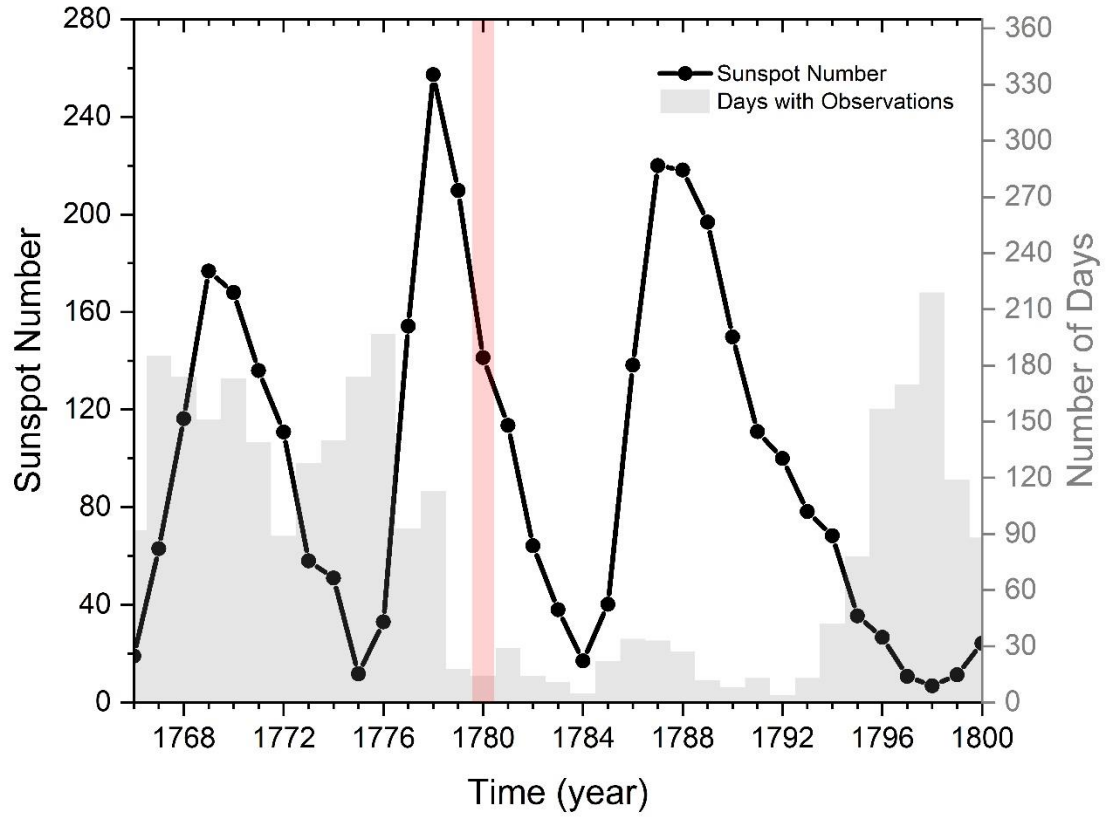
- Silverman, S.M. and Tuan, T.F.: Auroral Audibility, *Ad. Geophys.*, 16,155-266, doi.org/10.1016/S0065-2687(08)60352-0, 1973.
- 390 Silverman, S.M. and Cliver, E.W.: Low-latitude auroras: the magnetic storm of 14 –15 May 1921, *J. Atmos. Sol-Terr. Phys.* 63, 523–535, doi.org/10.1016/S1364-6826(00)00174-7, 2001.
- Snow, R.: Observations of the Aurora Borealis. From September 1834 to September 1839, Moyes & Barclay, London,1842.
- Stephenson, F. R., Willis, D. M. and Hallinan, T. J.: The earliest datable observation of the aurora borealis, *Astron. Geophys.* 45, 15-17, doi.org/10.1046/j.1468-4004.2003.45615.x, 2004.
- 395 Stephenson, F. R., Willis D. M., Hayakawa, H., Ebihara, Y., Scott, C. J., Wilkinson, J. Wild, M. N.: Do the Chinese Astronomical Records Dated AD 776 January 12/13 Describe an Auroral Display or a Lunar Halo? A Critical Re-examination, *Sol. Phys.* 294, 36, doi.org/10.1007/s11207-019-1425-7, 2019.
- Störmer, C. (1955) The Polar Aurora, Oxford, Oxford University Press.
- Svalgaard, L. and Cliver, E. W.: Heliospheric magnetic field 1835–2009, *J. Geophys. Res.*, 115, A0911, doi.org/10.1029/2009JA015069, 2016.
- 400 Tromholt, S.: Catalog der in Norwegen bis Juni 1878 beobachteten Nordlichter, Dybwad, Christiana, 39, 1902.
- Tsurutani, B. T., Gonzalez, W. D., Lakhina, G. S. and Alex, S.: The extreme magnetic storm of 1–2 September 1859, *J. Geophys. Res.*, 108, 1268, doi:10.1029/2002JA009504, 2003.
- Usoskin, I.G., Kovaltsov, G.A., Mishina, L.N., Sokoloff, D.D. and Vaquero, J.: An Optical Atmospheric Phenomenon Observed in 1670 over the City of Astrakhan Was Not a Mid-Latitude Aurora, *Sol. Phys.*, 292, 15. DOI: 10.1007/s11207-016-1035-6, 2017.
- 405 Vaquero, J.M., Trigo, R.M., Gallego, M.C.: Sporadic aurora from Spain. *Earth Planets Space*, 59, 49-51, doi.org/10.1186/BF03352061, 2007.
- Vaquero, J. M., Gallego, M. C., Barriendos, M., Rama, E. and Sanchez-Lorenzo, A.: Francisco Salva`s auroral observations from Barcelona during 1780-1825, *Adv. Space Res.*, 45, 1388-1392, 10.1016/j.asr.2010.02.009, 2010.
- 410 Vaquero, J.M., Gallego, M.C.and Domínguez-Castro, F.: A possible case of Sporadic Aurora in 1843 from Mexico. *Geofísica Internacional* 52, 87-92, 2013.
- Vaquero, J.M., Svalgaard, L., Carrasco, V.M.S., Clette, F., Lefèvre, L., Gallego, M.C., Arlt, R., Aparicio, A.J.P., Richard, J-G. and Howe, R.: A revised collection of sunspot group numbers. *Sol. Phys.* 291, 3061-3074, 10.1007/s11207-016-0982-2, 415 2016.
- Vázquez M., Vaquero J.M., Curto J.J., On the Connection between Solar Activity and Low-Latitude Aurorae in the Period 1715-1860. *Sol. Phys.*, 238 (2006), pp. 405-420
- Verbanac, G., Vrsnak, B., Veronig, A. M. and Temmer, M. B.: Equatorial coronal holes, solar wind high speed strams, and their geoeffectiveness, *Astron. Astrophys.*, 526, A20, doi.org/10.1051/0004-6361/201014617, 2011.
- 420 Willis, D.M., Stephenson, F.R. and Singh, J.R.: Auroral observations on AD 1770 September 16: The earliest known conjugate sightings. *Q. J. Roy. Astron. Soc.* 37, 733, 1996.



**Figure 1:** (a) Photographic portrait of Abbot Francois Rozier (photo in public domain). (b) The two printed pages reporting the aurora observation made by Abbot Francois Rozier, on 15 August 1780 in Beziers, France (Rozier, 1781).



**Figure 2:** Geomagnetic Latitude variations for Padua, Barcelona Stroud and Bezier and yearly total auroras recorded in these places by Toaldo, Salva and Hughes. The grey column remarks the year of the Rozier's auroral observation 1780.



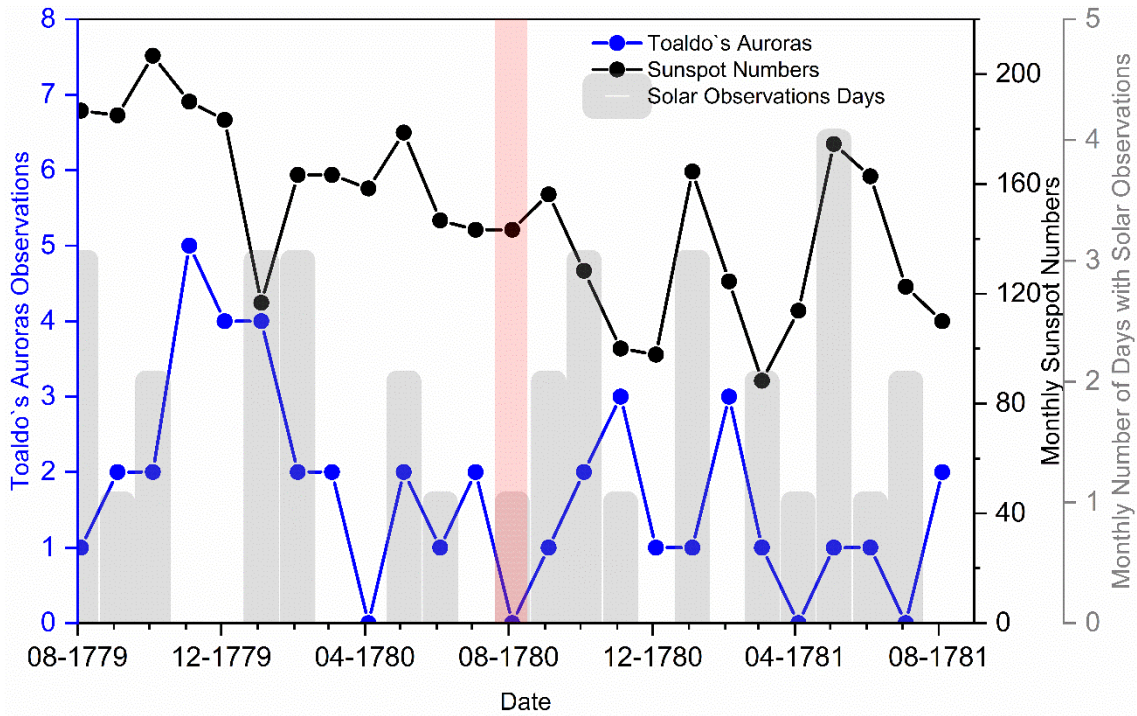
435

**Figure 3:** Annual total sunspot numbers and number of days with solar observations (SILSO –WDC sunspot number).

440

445





**Figure 4:** Monthly sunspot numbers, days with solar observations and auroras from Toaldo catalogue from August 1779 to August 1781.