

We would like to thank both referees for their opinion about an article and their comments. We have done changes in the paper according to the comments; at the end of this file there is a new version of a manuscript with highlighted changes (in yellow color).

Answers to the first referee:

Page 1, line 17 – Please, correct “one have to. . .” -> “one has to. . .”

Thank you, corrected.

Page 2, line 18 – “enable” -> “enables”

Corrected.

Page 3, line 20 – here and below I would suggest to rephrase the “south IMF” and “north IMF” to more correct version of this term, for instant, “southward oriented IMF”.

At this point and below the phrases containing the orientation of IMF are corrected.

Page 3, line 22 – “this phenomena” -> “this phenomenon”

Corrected.

Page 3, line 26 (and the entire chapter 3) – when you mention the index Dst for the first time, please introduce in clearly. The same comment goes to all other variables and parameters used in the paper, especially in the chapter 3: beta, c, m, etc. Some authors prefer to make the list of variables separately in the end of the paper, for example.

Dst index is introduced “Dst index (axisymmetric component of the disturbed magnetic field relative to the geomagnetic dipole)”, and also other parameters: “Z is the charge of a particle in units of an electron charge, m is the mass of a particle, c - speed of light.”

Page 3, lines 26, 30, page 4, line 25 – here and below sometimes you write “storm-time ring current”, and sometimes “stormtime ring current”. Please, use one version.

Corrected, version storm-time is used now.

Page 3, line 27 – please, rephrase the sentence, which contains “After the IMF is rotated to the north. . .”

The sentence is rephrased: “After the IMF changes its direction from southward to the northward, the recovery phase begins...”

Page 4, line 28 – please, rephrase the sentence, which contains “. . .and the sudden rotation of the IMF to the north. . .”

The sentence is rephrased: “and the sudden change of the IMF direction to the northward”

Page 5, line 5 – please, remove the parentheses

The reference is changed: “is given by Landau et al. (1982):”

Page 7, line 19 / p.8 l.20 – “can not” -> “cannot”

Corrected.

Page 8, line 10 – “definition” -> “definition”

Corrected.

Page 9, line 15 – “appears” -> “appear”

Corrected.

Page 16 – Figure 9 is absolutely identical to Figure 8 and does not correspond to the text below and the values in the table 2, probably it is a technical error and another figure should be here?

Figure 8 and 9 are very similar, but different. The spatial extent of the allowed region of motion is larger at fig. 8a than at 9a. The difference also exists for fig. 8c and 9c. This is now mentioned in the text after figure 9:

“One can see, that figures 9 and 10 are quite similar. Increase of the external field b_z leads to the same result as the decrease of the ring current radius a - and to the stronger trapping of particles (Fig. 9a, 10a). Decrease of b_z (Fig. 9c) leads to the break of the trapping region, the same happens, when the radius a of the ring current increases (Fig. 9c). As the field inside the current ring decreases, and outside increases, we see a logical result in the Fig. 9a-c. For $a = 4R_E$ (Fig. 10b), particles will be in the region of a stronger field (ring current field plus dipole) than for $a = 5R_E$ (Fig. 10 c) - in this case the field at $L = 8R_E$ is weaker.”

Page 16, lines 11-13 – here you state that the Dst index strongly depends on b_z and the radius of the ring, and on page 18, lines 3-4 you state, that this radius has almost no effect. Please, be consistent and rephrase those sentences and the corresponding text between on pages 16-17.

The sentences about the effects of the ring current radius and external field on the Dst index are corrected.

“Therefore, the larger the radius of the model ring with current, the faster the particles at the edge of the real ring current get the opportunity to leave the trapping region. Conversely, when the radius of the current ring decreases (Fig. 10a), the field magnitude beyond the distance a becomes larger and the particles are trapped stronger by the magnetic field. Thus, the topology of the allowed-forbidden regions of motion and the critical value of Dst index in our problem also strongly depends on the radius a of the ring with the current.”

Page 17 - here you provide two tables, but you don't discuss them in the text. I would suggest to add some comments on those tables.

Comments on the Tables 1 and 2 are added to the text.

Page 18, line 21-22 – Please, rephrase the sentence “for At a certain current strength magnitude. . .”

“for” is deleted.

Answers to the second referee:

Despite that, I do have some reservations about the presentation of the method & theory, having in mind that this paper should be useful not just for researchers with a strong interest in theory, but also to groups dealing with data analysis. Given that, I found it hard to associate certain parameters (e.g. "gamma") with typical observables, such as pitch angle, energy etc. The authors clearly state that particles of same energy can have different gamma, but still that wont be enough for many interested readers. Certain equations describe gamma through the "generalized momentum", to which observers would have trouble to link with observable/measurable quantities e.g. by particle detectors. Same may apply for the Strömer radius etc. e.g how does it relate to gyroradius. These could either be explained in text, or maybe through an extra illustration/figure.

We have made a plot of dependence of the Strömer radius of a particle on particle's energy in the Earth's magnetic field. Also, we have considered the gamma parameter properties in more detail in the chapter 4, and showed, how the boundaries of allowed region of motion are determined in Stormer's analysis. Also, we showed at the new plot the value of gamma, which a particle with specified energy will have for at a specified L shell. All these changes are made in chapter 3 and chapter 4 of the paper.

What I found a bit confusing is the definition of allowed vs. forbidden regions. E.g. in Fig. 1, white shaded areas are allowed for 100 keV protons, but that seems strange at a first sight/read - clearly, inward of the white shaded area, where the field is (much) stronger, trapping is obviously also allowed for 100 keV ions. It may be natural that the trapping limit/limit of adiabaticity may be confused with the character of the allowed region as allowed in this paper. Maybe this ties well to the definition of gamma or energy. E.g. is 100 keV in Fig. 1 the energy at infinity or at the injection point within the magnetosphere?

In chapter 4 we have shown that the inner allowed region is not the only one and unique for the particle – it can be trapped either closer to the planet, or farther, but with different initial parameters (energy, gamma), which determines its trajectory and allowed region of motion. In order for a particle to get into the currently forbidden region, the parameter gamma must change as a result of some process occurring in the magnetosphere. Thus, the whole allowed region of motion is determined by change of gamma (or generalized momentum) from 0 to +1. The size of the allowed region of motion, which is shown on figures, equals to two the Larmor radius of a particle at a specific point.

Also, I would be interested to see some comments about the presence of the corotation $E \times B$ drift, since the authors do attempt to apply their formulation to keV particles too.

In the original Størmer analysis magnetic field is stationary and a particle does not receive energy from outside, so the parameter gamma will remain constant. To change it and thus to inject particle to the inner magnetosphere some process is needed. It can be for example either corotation $E \times B$ drift, or the large-scale potential electric fields. These two processes are responsible for the injection of particles to the inner magnetosphere and thus for the change of parameter gamma. Thus, we talk about electric field only in the way that it can be possible reason of change of parameter gamma. We discuss it in the modified chapter 4.

Extra minor comments:

P2, line 5: Change “analytical analysis”

Thank you. Accepted, “analytical” removed.

P3, line 19: “directed to the west”: “located to the west” is maybe a better expression?

Directed to the west describes the direction of the current.

P5, line 20: do I understand well that the inner boundary of the current is at Earth’s surface?

To loss the misunderstanding we change the statement to “in the Earth’s center”. In our approach we propose that ring current localized at distance a from Earth’s center. We propose that all current concentrated at ring radius a . Of course, in reality the current distribution localized at some interval of distances but it doesn’t change our conclusions.

P9, First lines of section 4: not sure about the explanation of the partial ring current. You write that there is a region where gradient drift dominates, while “in the intermediate region between the gradient and $E \times B$ drift regions, a partial ring current arises due to the fact that protons on one side of Earth, and electrons on another have oppositely directed gradient drift velocities.”. But the oppositely drift velocities is also a feature of the field gradient, applicable also in the first region where “gradient drift dominates”. So, I dont really understand what is the difference between the two regions and where does $E \times B$ come in.

Accepted. To make the text clearer we corrected this paragraph of Section 4 and didn’t consider in detail the processes which leads to the partial ring current formation, because in Størmer’s analysis we consider only symmetric ring current.

P8, line 19: what is it meant “momentum at one Strömer radius?”

Størmer's parameter γ is the ratio of the azimuthal components of two different momenta of the particle: P_ϕ , taken at infinity, and pr_s at one Størmer radius, with a multiplying factor of 1/2 (taken for the convenience of demonstration); particles of any energy can have the same γ . In case of the negatively charged particles ($Ze < 0$), the azimuth component of the generalized momentum is directed to the west ($P_\phi < 0$), and respectively $\gamma < 0$. In case of the positively charged particles ($Ze > 0$), the azimuth component of the generalized momentum is directed to the east ($P_\phi > 0$), and respectively $\gamma > 0$. In our problem we will consider only protons and therefore gamma values greater than zero.

P9, line 22: add reference in parenthesis

Thank you. Accepted.

P10 line 13: which value \rightarrow the value of which

Accepted: “These two particle's transport and acceleration mechanisms can act simultaneously Ebihara and Ejiri (2003) and are responsible for the injection of particles to the inner magnetosphere and thus for the change of parameter γ . It will increase when approaching the planet due to the increase of the magnetic field strength, as mentioned above.”

P18, line 21: correct "for At"

“for” is deleted.

List of changes

Page 1 line 6:

“(go to infinity or come to the trapping region from infinity)” is deleted

Page 1 line 12:

“(magnetic dipole)” is inserted

Page 1 line 17:

“one ~~have~~ has”

Page 2 line 6:

“carried out an ~~analytical~~ analysis”

Page 2 line 18:

“~~enable~~ enables”; “easier access” is inserted

Page 2 line 26:

“field” is inserted

Page 3 line 3:

“in Chapter 4 we consider the effect of the ~~electric field on change of the Størmer’s parameter~~ Størmer’s parameter γ change on the allowed-forbidden regions configuration;”

Page 3 line 15:

“the” is inserted

Page 3 line 20:

“~~south~~ southward oriented IMF”

Page 3 line 22:

“~~phenomena~~ phenomenon”

Page 3 line 23:

“~~southern~~ southward oriented IMF”

Page 3 line 26:

Description of Dst index is added “(axisymmetric component of the disturbed magnetic field relative to the geomagnetic dipole)”

Page 3 line 28:

“the IMF is ~~rotated to the north~~ changes its direction from southward to the northward”

Page 4 line 30:

“the sudden ~~rotation of the IMF to the north~~ change of the IMF direction to the northward”

Page 4 line 35:

“(outer, which is connected with the outer space and inner, which isn't)” is inserted

Page 5 line 8:

“ ~~$B = \mu_0 I / 2R$~~ $B = 2\pi I / cR$ ” formula is converted from SI to CGS.

Page 5 line 9:

“~~on the Earth's surface~~ in the Earth's center”

Page 6 line 3:

“ m is the mass of a particle, c - speed of light” is inserted

Page 6 line 14:

“ v^2 ” is added

Page 7 line 1:

“where p is the particle's momentum” is inserted

Page 7 line 11:

“condition ... is met” is inserted

Page 8 line 11:

“ P_{2n+1}^1 are the associated Legendre polynomials” is inserted

Page 8 line 18:

“In the case of Earth r_s dependence on the particle's energy is shown at Fig. 1. The higher is the energy of the particle, the smaller its Størmer radius.” is inserted

Page 9 line 0:

Figure is inserted

Page 9 line 1:

“~~Essentially,~~ Størmer's parameter γ is the ratio of the azimuthal components of two different momenta of the particle: P_ϕ , taken at infinity, and ~~$p_{\pi s}$ at one Størmer radius~~ the product of momentum p and Størmer radius r_s . This ratio is used with a multiplying factor of 1/2 (taken for the convenience of demonstration); particles of any energy can have the same γ . In case of the negatively charged particles ($Ze < 0$), the azimuth component of the generalized momentum is directed to the west ($P_\phi < 0$), and respectively $\gamma < 0$. In case of the positively charged particles ($Ze > 0$), the azimuth component of the generalized momentum is directed to the east ($P_\phi > 0$), and respectively $\gamma > 0$. In our problem we will consider only protons and therefore gamma values greater than zero. ~~Thus,~~ having two integrals of motion and the Størmer parameter γ , one cannot completely describe the trajectory of any particle, but can find the regions of allowed motion and, thus, the trapping regions.”

Page 9 line 14:

“With an increase of the particle energy, its Størmer radius r_s decreases.” is deleted.

Page 10 line 3:

“Influence of the electric field on particle motion in Størmer’s theory: particle injection in the inner magnetosphere” is changed to “Størmer’s parameter γ properties”

Page 10 line 4 – Page 11 line 10; Page 12 line 1 – Page 12 line 10:

Text and one figure are inserted to clear the meaning of parameter γ .

Page 13 line 21:

“Having set the γ and energy of the particle (initial parameters), we begin to change the current strength and look what happens with the allowed regions of motion of the particle.” is inserted.

Page 16:

Former figure 6 “The ring current strength I is 9.17 MA, a) 1 MeV, b) 100 MeV” is deleted due to the absence of significant need.

Page 18 line 1:

“We consider an initial state for a trapped particle under external field $b_z = -10$ nT (Fig. 9b). When ~~the field changes by 5 nT, dramatic changes occur~~ as the b_z decreases, more particles get the opportunity to leave the trapping region much earlier (Fig. 49 c). If, on the other hand, b_z increases by 5 nT (Fig. 9a), the trapping of particles becomes even stronger - they move closer to Earth, and the outer allowed region of motion moves away from Earth. That means, that the magnitude of the external field b_z strongly controls the trapping condition for particles in our problem.”

Page 18 line 9-18:

The explanation of figures is expanded and changed.

Page 19 line 9:

“When b_z vanishes, enormous current strength is needed to break the forbidden region, which will be even larger for a case with external field with positive z component. One can also see that for particles with different energies the point r_{cr} , where the break occurs is displaced closer to Earth and gradually converges to a certain value.” was changed to this version.

Page 19 line 18:

“Although, the effect of the external field on the current strength is much larger, it is obvious, that both parameters a and b_z influences the critical ring current strength, which can exist and, therefore, the Dst index.” is inserted

Page 19 line 21:

“The change in the radius a of the ring current, as can be seen from Table 2, has almost no effect on the distance r_{cr} to the point, where forbidden region breaks. Thus, having the constant b_z field, there will be a direct dependence between I_{cr} and a (table 2). Now, having dependence between b_z and I_{cr} (from table 1), it becomes possible to calculate the the ring current radius a for a given b_z value.” is inserted

Page 20 line 19:

“~~for~~ At a certain current”

Page 21 line 8:

“The parameter γ of a particle can be changed by the several mechanisms, for example ~~changes in this case due to the~~ by $E \times B$ drift, which moves particles to the inner magnetosphere.”

Influence of the Earth's ring current strength on the Størmer's allowed and forbidden regions of charged particles motion

Alexander S. Lavrukhin, Igor I. Alexeev, and Ilya V. Tyutin

M.V. Lomonosov Moscow State University, Skobeltsyn Institute of Nuclear Physics (SINP MSU), 1(2), Leninskie gory, GSP-1, Moscow 119991, Russian Federation

Correspondence: Alexander S. Lavrukhin (lavrukhin@physics.msu.ru)

Abstract. Størmer's particles' trapping regions for a planet with an intrinsic dipolar magnetic field are considered, taking into account the ring current which arises due to the trapped particles drift for the case of Earth. The influence of the ring current on the particles' trapping regions topology is investigated. It is shown that a critical strength of the ring current exists, under which further expansion of the trapping region is no longer possible. Before reaching this limit, the dipole field, although deformed, retains two separated Størmer regions. After transition of critical magnitude, the trapping region opens up and charged particles, which form the ring current, get the opportunity to leave it, thus decreasing the ring current strength. Numerical calculations have been performed for protons with typical energies of Earth's radiation belt and ring current. For the Earth case, the Dst index for the critical ring current strength is calculated.

1 Introduction

One of the first scientists who studied the problem of finding trajectories of charged particles moving from the Sun to Earth was Norwegian physicist Carl Størmer. Since it is rather difficult to solve this problem directly without numerical methods, he used several simplifying assumptions: only a magnetic field of terrestrial origin (magnetic dipole) acts on a charged particle; magnetic and electric fields from other sources, including charged particle fluxes, are not taken into account (Størmer, 1955). In addition, geometry of this problem was reduced to axial symmetry - the magnetic moment of the dipole is directed along the Earth's axis of rotation. As a result of the analysis, Størmer obtained the boundaries of the allowed regions of motion for particles coming to Earth from infinity.

For a complete analytical solution of the problem, one has to find three integrals of motion. In the given problem the law of conservation of the generalized angular momentum of a particle follows from the isotropy of space (the Lagrangian does not change relative to the coordinate system rotations); the law of conservation of energy is the result of the fact that the Lagrangian does not change with respect to the time shift. The third integral of motion cannot be found analytically. Størmer solved this problem by obtaining an expression of a special parameter γ , which determines the geometry of allowed and forbidden regions of motion for a charged particle; particles with different energies can have the same γ (see Chapter 3). Størmer's analysis have its main application in the prediction of the geomagnetic cutoff of cosmic rays. At the same time, the study of the topology of

the charged particles motion regions is an interesting problem, which allows us to understand the processes occurring in the Earth's magnetosphere at the global level.

The effect of the equatorial ring current on the intensity of cosmic rays was considered by Treiman (1953), where an attempt to determine the changes in the intensity of cosmic rays as a function of the ring current strength has been made. But, the question of how the topology of particles' motion in the magnetosphere changes with growth of the current's strength have not been considered. This work is completely analytical without quantitative estimates. Ray (1956) also carried out an analysis of the equatorial ring current influence on latitudinal changes in the intensity of cosmic rays. As a result, for the initial parameters of the cosmic ray spectrum, the ring current strength magnitude was obtained, which gave the observed latitudinal dependence of the vertical intensity of cosmic rays. The radius of the current ring was about 7.5 Earth radii, and the current strength was sufficient to create a magnetic field depression of 100 nT at the geomagnetic equator. Regions of allowed particles motion have been studied in this paper only in connection with geomagnetic cutoff rigidity calculations. The expression for the current's vector potential was written for a filamentary ring current, because if the current ring has a finite cross-section in this problem, this will greatly complicate it without noticeable change in the obtained results.

Also, Størmer's analysis have been expanded for the external homogeneous field case. Lemaire (2003) introduced a homogeneous and stationary field into the Størmer problem; the orientation of this field was parallel and antiparallel to the dipole magnetic moment. As a result, a new expression for the Størmer's potential that takes into account the additional component of the external field was obtained. Lemaire (2003) showed how the inclusion of the northern and southern homogeneous field affects the allowed and forbidden zones, and also that the southward direction enables easier access for solar energetic particles and galactic cosmic rays to the interiors of the geomagnetic field along the magnetic field lines, which connect the dipole with the interplanetary space.

The main sources which forms the magnetospheric magnetic field are the internal field of the planet, interplanetary magnetic field (IMF) and the field of the magnetospheric current systems (Chapman-Ferraro currents at the magnetopause, magnetospheric tail currents and ring current). In the Størmer problem in connection with its specificity (axial symmetry), we will consider only the contributions of the dipole field (the contributions of the quadrupole and other multipoles have been considered in Shebalin (2004), but only axially symmetric components, which are small for the Earth case), the b_z component of external origin field (IMF or tail current sheet field) and field of an axially symmetric ring current. This approximation will allow us to estimate the influence of the ring current on the allowed regions of particles motion for the case of the Earth's magnetosphere. Also, we don't take into account the presence of a magnetopause located at a distance of several Earth radii on the dayside magnetosphere.

So far, Størmer's trapping regions have been considered separately from real trapping regions in the Earth's magnetosphere. We consider allowed regions of charged particles' motion in a wide energy range for different ring current strength magnitudes. We show that using the Størmer's analysis one can find trapping regions for particles of the ring current and radiation belts energies, and also the fact that the forbidden region of particles' motion can break as the current increases, and then particles get an opportunity to leave the trapping region.

The present paper consists of the following chapters: Chapter 2 describes the Earth's ring current and its general features; in Chapter 3 we consider the mathematical formulation of the Størmer problem; in Chapter 4 we consider the effect of the Størmer's parameter γ change on the allowed-forbidden regions configuration; in Chapter 5 the trapping regions are modeled with different magnitudes of the ring current strength.

5 2 The Earth's ring current

The dipole configuration of the Earth's magnetic field creates a region that is a kind of a "magnetic vessel" inside which charged particles are trapped. For the first time the possibility of the existence of such a region was shown by Carl Størmer (Størmer, 1912). In accordance with the energy, the trapped particles can be divided into three groups: the radiation belt, the ring current and the plasmasphere. The trapping regions in which the particles of each group are contained partially overlap. The energy of the radiation belt ions is between 1 - 100 MeV, they occupy the shells with $L \approx 1.2 - 2.5$ (Prölss, 2004). The energy of the ring current ions is between 1 - 200 keV (Prölss, 2004); it occupies an area with $L \approx 2.3 - 7.8$ (Kovtyukh and Panasyuk, 2008).

For the first time the hypothesis of a ring current was made by Carl Størmer to explain the location of the aurora and its' shift to the equatorial latitudes under magnetic storm conditions (Størmer, 1912). He considered the influence of the ring current located in the Earth's equatorial plane on the structure of the magnetic field and the trajectories of electrons. Størmer showed that if the ring current could create a disturbance of 300 nT on the equatorial surface of Earth, then the aurora would move to the magnetic latitude of Christiania (district in Copenhagen) (Størmer, 1912).

Magnetic storms on Earth are directly related to the ring current. The increase of its strength leads to compression of the inner magnetic field of the planet. During quiet times, the ring current is localized near the geomagnetic equator, directed to the west and depends little on local time. A geomagnetic storm usually begins with the impact of a strong and permanent southward oriented IMF along with the increased dynamic pressure of the solar wind on the dayside magnetosphere. The increased pressure moves the magnetopause inward by several Earth's radii, increasing currents on the magnetopause and temporarily causing an increase of the surface magnetic field. This phenomenon is known as the sudden commencement of a storm. During the main phase of the magnetic storm, which is usually associated with the southward oriented IMF magnitude growth, the electric field applied to the magnetosphere increases, which leads to increase in the number of particles injected into the inner magnetosphere due to the $\mathbf{E} \times \mathbf{B}$ drift from the magnetotail. These particles significantly increase the quiet ring current, eventually creating a so-called storm-time ring current. This leads to a strong Dst index (axisymmetric component of the disturbed magnetic field relative to the geomagnetic dipole) increase and marks the main phase of the storm. The main phase generally lasts for several hours, but for specific storms its duration can vary greatly. After the IMF changes its direction from southward to the northward, the recovery phase begins, during which the injection of the plasma layer material slows down or almost stops, and the various loss processes return the ring current to its quiet state. The dominant source for the ring current is plasma sheet, so the two most important driving parameters for the storm-time ring current are the near-Earth plasma sheet ion characteristics and the convection electric field intensity (Kozyra and Liemohn, 2003).

The strength of the storm-time current is estimated by the Dst index and can reach 10 MA (Baumjohann et al., 2010). For comparison, the magnitude of the region 1 longitudinal currents, which transfer the energy of the solar wind plasma to the magnetosphere under quiet conditions, is 1-3 MA, and the currents at the magnetopause are approximately 2 times larger: 2 – 6 MA (Alexeev, 2003). A distinctive feature of the storm-time ring current in comparison with the quiet-time ring current is its pronounced asymmetry. On the nightside, the strength of the storm-time current is much larger than on the dayside. Radial flow and pressure profiles of ring current particles during quiet periods have a maximum at $L_{max} = 5.5 - 6.0$, and during storms at $L_{max} = 2 - 5$ (Kovtyukh and Panasyuk, 2008). In quiet times, the current mainly consists of protons (average partial concentration $\sim 90\%$, (Daglis et al., 1999). During the magnetic storms there is a sharp increase in the density of atomic oxygen ions O^+ , originating from the ionosphere. However, protons continue to make the main contribution to the ring current during typical storms, with an average partial energy density of $\sim 70\%$ (Daglis et al., 1999). During very large storms, the O^+ ion component becomes predominant (Daglis et al., 1999).

During the main phase of the storm, the hot plasma is injected into the inner magnetosphere. The stronger the storm, the closer the ring current comes to Earth and the slower it relaxes. Storm-time ring current essentially differs from radiation belts, consisting of more energetic particles, in composition, dynamics and generation mechanisms. Unlike radiation belt ions, whose fluxes are weakened during storms (Kovtyukh and Panasyuk, 2008), the fluxes of particles of the ring current increase by one to three orders of magnitude during the main phase of the storms, and after the recovery phase they decrease to some quasistationary levels.

The ring current is not the only source which contribute to the Dst index during the storm. Alexeev et al. (1996) and Turner et al. (2000) showed that the fields created by the magnetotail currents during the main phase of the storm contribute 25% of Dst, the amount, which, however, significantly decreases during the recovery phase. The magnetic effects of the magnetotail together with the asymmetric ring current give the largest contribution during the main phase (Alexeev et al., 1996; Turner et al., 2000).

There are several loss processes, which act on decay of the ring current ions: the charge exchange of ions with the exospheric atoms, the Coulomb drag, the Coulomb scattering, pitch angle scattering due to interaction with electromagnetic waves, the violation of the first adiabatic invariant and the convection outflow. All these sources are considered in detail in Ebihara and Ejiri (2003). The outflow of ions through the dayside magnetopause can be a significant term in the energy balance of the storm-time ring current during the main phase of the storm (Kozyra and Liemohn, 2003). Also, the initial fast stage of the recovery phase of very strong storms can be associated with the decay of the oxygen component, and the subsequent slow stage — with the decay of the proton component (Daglis et al., 1999). Rapid decay of the inner part of the magnetospheric tail current (Alexeev et al., 1996) and the sudden change of the IMF **direction to the northward** at the end of the main phase of the storm were also considered as mechanisms which acts during the fast phase of the recovery of powerful storms, which can lead to an inversion of the convection electric field and ejection of the ring current from the outer regions of the trapping region (Ebihara and Ejiri, 1998).

We propose a new loss mechanism associated with the disappearance of the Størmer's forbidden region of particles motion between two allowed regions **(outer, which is connected with the outer space and inner, which isn't)** due to an increase in the

ring current strength. This consideration allows us to find the upper limit on the maximum current, which can be created by trapped particles. In this threshold case, the ring current particles are allowed to leave the trapping region, which leads to a weakening of the ring current and Dst index decrease. The existing mechanisms of scattering and precipitation of particles can lead to the fact that the equilibrium value of the ring current will be smaller (in the case of Earth by more than an order of magnitude) of this threshold value. But can this mechanism limit the maximum field depression during large magnetic storms?

In the zeroth approximation, the ring current can be represented as a ring with current in the equatorial plane at a certain distance from the Earth. The magnetic field in the center of the ring with a current of radius R is given by Landau et al. (1982):

$$B = \frac{2\pi I}{cR} \quad (1)$$

From this expression, we can obtain an approximation of the magnetic field perturbation in the Earth's center:

$$\Delta B_{rc} = -\frac{2\pi \Delta I_{rc}}{cLR_E} \quad (2)$$

where r is the geocentric distance and ΔI_{rc} is an increase of the ring current strength. This description is only approximate, in reality the ring current has a much more complex structure. However, this approach can be used for understanding the processes which occur at changes of the ring current strength and for estimation of the maximum number of particles which may be trapped by the dipole field. Based on the data given in this chapter, we will consider the distance to the ring current from the Earth's center equal to $a = 4R_E$. In connection with the axial symmetry of the Størmer problem, only symmetric ring current in the form of infinitely thin ring will be used.

3 The mathematical formulation of the Størmer problem

Equations of the charged particle motion in an electromagnetic field in the case of axial symmetry are more convenient to consider in cylindrical coordinates. We consider a cylindrical coordinate system in which the positive z axis is directed to the north of the planet. The dipole moment M is located at the origin of coordinates and is directed along the negative direction of the z axis, the external magnetic field has only the z component. The radius of the planet is denoted as R_E . The radius of the ring with current is denoted as a , the ring is located in the magnetic equatorial plane perpendicular to the z axis, while the origin of coordinates lies in the plane of the ring in its center. In this case, we can speak about the axial symmetry of the magnetic field configuration, since the fields of the dipole and ring current and external field have axial symmetry in this system. We also use the following assumptions used by Carl Størmer: the magnetic field is stationary; we neglect the particle radiation as it moves in a magnetic field.

We will use the Lagrangian formulation, the equation of motion can then be written as (Landau and Lifshitz, 1976):

$$\frac{d}{dt} \frac{\partial L}{\partial \dot{q}_i} - \frac{\partial L}{\partial q_i} = 0$$

The Lagrange function L of a charged particle in the relativistic case is (Morozov and Soloviyov, 1963):

$$L = -mc^2 \sqrt{1 - \dot{\mathbf{r}}^2/c^2} + \frac{Ze}{c} (\dot{\mathbf{r}} \cdot \mathbf{A}(\mathbf{r}, t)) - e\Phi(r, t)$$

where $\dot{\mathbf{r}} = (\dot{\rho}, \rho\dot{\phi}, \dot{z})$ - particle's velocity, $\mathbf{A}(\mathbf{r}, t)$ and $\Phi(r, t)$ are vector and scalar potentials of an electromagnetic field, Z is the charge of a particle in units of an electron charge, m is the mass of a particle, c - speed of light.

The scalar potential of an electromagnetic field will not be taken into account due to the absence of an electric field in
5 Størmer's problem. Since the field we are considering has the axial symmetry, in a cylindrical coordinate system the Lagrangian does not depend on the azimuth angle ϕ , and hence, by the Noether's theorem, the generalized angular momentum (the first integral of motion) is conserved along the trajectory:

$$P_\phi = \frac{\partial L}{\partial \dot{\phi}} = \frac{m\rho^2\dot{\phi}}{\sqrt{1 - \dot{\mathbf{r}}^2/c^2}} + \frac{Ze}{c} \rho A_\phi = \text{const} \quad (3)$$

The total energy of a particle in the Lagrangian formulation is:

$$10 \quad H = \dot{\mathbf{r}} \frac{\partial L}{\partial \dot{\mathbf{r}}} - L = \frac{mc^2}{\sqrt{1 - \dot{\mathbf{r}}^2/c^2}} \quad (4)$$

Since we neglect the particle radiation, the total energy H in the constant magnetic field is conserved, and therefore, from
(4) we get:

$$\dot{\mathbf{r}}^2 = v^2 = \text{const} \quad (5)$$

In other words, the square of the velocity of the particle v^2 is also a constant in the absence of the electric field (the second
15 integral of motion). We rewrite (5) using velocity components in cylindrical coordinates:

$$\left(\frac{d\rho}{dt}\right)^2 + \left(\rho\frac{d\phi}{dt}\right)^2 + \left(\frac{dz}{dt}\right)^2 = v^2 \quad (6)$$

It is convenient to integrate over the arc of the trajectory s ($ds = vdt$) instead of integrating over time t , and then to divide
(6) by v^2 :

$$\left(\frac{d\rho}{ds}\right)^2 + \left(\rho\frac{d\phi}{ds}\right)^2 + \left(\frac{dz}{ds}\right)^2 = 1 \quad (7)$$

20 We express $\dot{\phi}$ from (3), and substitute the square root from (4):

$$\rho\dot{\phi} = \frac{c^2}{H} \left(\frac{P_\phi}{\rho} - \frac{ZeA_\phi}{c} \right)$$

From the relativistic relations, we can obtain the relation $pc^2 = vH$, where p is the particle's momentum; then we express $c^2/H = v/p$ and proceed from integration over dt to integration over ds ; finally we obtain:

$$\rho \frac{d\phi}{ds} = \frac{v_\phi}{v} = \frac{P_\phi}{p\rho} - \frac{ZeA_\phi}{pc} \quad (8)$$

After substituting this relation in (7):

$$5 \quad \left(\frac{d\rho}{ds}\right)^2 + \left(\frac{dz}{ds}\right)^2 + \left(\frac{P_\phi}{p\rho} - \frac{ZeA_\phi}{pc}\right)^2 = 1 \quad (9)$$

For clarity, we rewrite this equation using expression from (8):

$$\left(\frac{d\rho}{ds}\right)^2 + \left(\frac{dz}{ds}\right)^2 = Q = 1 - \left(\frac{P_\phi}{p\rho} - \frac{ZeA_\phi}{pc}\right)^2 = 1 - \left(\frac{v_\phi}{v}\right)^2 \quad (10)$$

where Q is the kinetic energy of particle motion in the meridional plane (Størmer, 1955).

As can be seen from equation (10), during the motion of the particle, the condition $0 \leq (v_\phi/v)^2 \leq 1$ must be satisfied, so that the motion of a charged particle in axially symmetric magnetic field takes place in regions of the meridian plane for which condition $-1 \leq v_\phi/v \leq 1$ is met - these are the allowed regions of the particle's motion. The regions for which $(v_\phi/v)^2 > 1$, are forbidden. The boundary between these regions is determined by the equality of the velocity component v_ϕ and the velocity of the particle v ; at this moment particle turns around on the boundary and starts to move in the opposite direction. The existence of the boundaries of charged particles motion regions allows one to make a qualitative analysis of their motion for the chosen $A_\phi(\rho, z)$. In terms of energy, the minimum value of the fraction of kinetic energy Q , associated with motion in the meridional plane ($\rho - z$) is equal to 0; at this moment the velocity of the particle is perpendicular to the meridian plane, and the projection of the velocity on the $(\rho - z)$ plane changes sign, i.e. the particle after reaching the point, where $Q = 0$, turns back. Therefore, the line $Q = 0$ in the $(\rho - z)$ plane limits the region, inaccessible to particles.

Under these conditions, trapping regions, separated from infinity by forbidden regions (where particles cannot get due to the preservation of exact integrals of motion for any initial conditions) are formed in the phase space. Depending on the initial conditions, the trajectories of particles of a given energy may have scattering pattern - particles come from infinity, change their direction of motion near the dipole, and again go to infinity, deviating by the scattering angle. Or, if their position and the generalized angular momentum satisfy the Størmer's conditions, the particles make finite motion, filling the allowed Størmer regions and forming the trapped particles fluxes. This moment is given little attention in Størmer's original work (Størmer, 1955), who was mainly interested in the calculation of the penetration regions of cosmic ray particles, i.e. only those particles that come from infinity.

The surface $Q = 0$, which separates the allowed and forbidden regions of motion, is determined from (10):

$$Q = 1 - \left(\frac{P_\phi}{p\rho} - \frac{ZeA_\phi}{pc}\right)^2 \quad (11)$$

The vector potential of the magnetic field produced by magnetic dipole with moment M is given by:

$$A_{\phi d} = \frac{M\rho}{r^3} \quad (12)$$

The vector potential of a homogeneous magnetic field b_z , directed along the z axis (in our case this field characterize the z component of external field, which may be either IMF, or magnetotail currents' field) is given by (Lemaire, 2003):

$$5 \quad A_{\phi e} = \frac{b_z \rho}{2} \quad (13)$$

The vector potential of the ring current has a complex form and depends on the assumed radius of its cross section. In our problem we assume that the ring current has the form of a ring with radius a lying in the equatorial plane with the center at the origin, the cross section of which is much smaller than a . In this case:

$$A_{\phi r} = -\frac{\pi I a}{c} \sum_{n=0}^{\infty} \frac{(-1)^n (2n-1)!!}{2^n (n+1)!} \frac{r_{<}^{2n+1}}{r_{>}^{2n+2}} P_{2n+1}^1(\rho/r) \quad (14)$$

10 where $(2n-1)! = (2n-1)(2n-3)\dots 5 \cdot 3 \cdot 1$, and the coefficient for the term with $n=0$ is by definition equals 1; $r_{<}$ and $r_{>}$ are respectively the smaller and larger of a and r ; P_{2n+1}^1 are the associated Legendre polynomials (Jackson, 1963).

One can separate the considered region into two parts: when $\rho < a$ and when $\rho > a$. Then the vector potential (14) will be:

$$A_{\phi r} = -\frac{\pi I}{c} \sum_{n=0}^{\infty} \frac{(-1)^n (2n-1)!!}{2^n (n+1)!} P_{2n+1}^1(\rho/r) \begin{cases} (\rho/a)^{2n+1}, & \rho < a \\ (a/\rho)^{2n+2}, & \rho > a \end{cases} \quad (15)$$

Substituting all expressions for A_{ϕ} (12), (13), (15) of the vector potential in equation 11, we obtain:

$$15 \quad 1 - \left(\frac{P_{\phi}}{p\rho} - \frac{Ze}{pc} \left(\frac{M\rho}{r^3} - \frac{\pi I}{c} \sum_{n=0}^{\infty} \frac{(-1)^n (2n-1)!!}{2^n (n+1)!} \cdot \begin{cases} (\rho/a)^{2n+1}, & \rho < a \\ (a/\rho)^{2n+2}, & \rho > a \end{cases} P_{2n+1}^1(\rho/r) \right) \right)^2 = 0, \quad (16)$$

We define the Størmer radius r_s (Størmer, 1955), the Størmer parameter γ , and the dimensionless variable R , as:

$$r_s = \sqrt{\frac{ZeM}{pc}}; \gamma = \frac{P_{\phi}}{2pr_s}; R = \frac{r}{r_s} \quad (17)$$

In the case of Earth r_s dependence on the particle's energy is shown at Fig. 1. The higher is the energy of the particle, the smaller its Størmer radius.

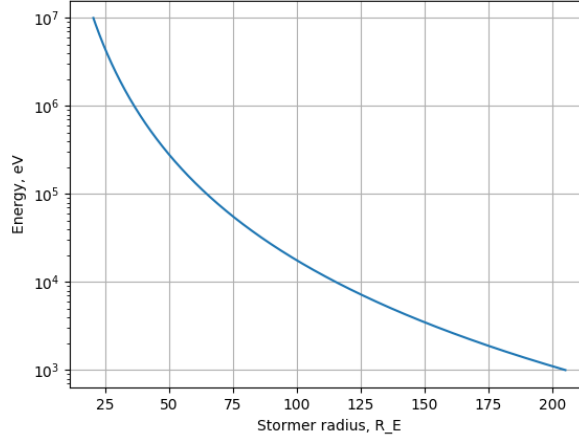


Figure 1. Dependence of the Størmer radius of the particle (in Earth radii) on its energy.

Størmer's parameter γ is the ratio of the azimuthal components of two different momenta of the particle: P_ϕ , taken at infinity, and the product of momentum p and Størmer radius r_s . This ratio is used with a multiplying factor of 1/2 (taken for the convenience of demonstration), $\gamma = 0.5P_\phi/pr_s$; particles of any energy can have the same γ . In case of the negatively charged particles ($Ze < 0$), the azimuth component of the generalized momentum is directed to the west ($P_\phi < 0$), and respectively $\gamma < 0$. In case of the positively charged particles ($Ze > 0$), the azimuth component of the generalized momentum is directed to the east ($P_\phi > 0$), and respectively $\gamma > 0$. In our problem we will consider only protons and therefore gamma values greater than zero.

Having two integrals of motion and the Størmer parameter γ , one cannot completely describe the trajectory of any particle, but can find the regions of allowed motion and, thus, the trapping regions. We rewrite (11) taking into account the newly introduced quantities:

$$Q = 1 - \left(\frac{2\gamma}{\rho} - \frac{ZeA_\phi}{pc} \right)^2 \quad (18)$$

The size of the allowed regions of motion, as can be seen from (18), will be different for particles with different energies and with different γ . The transition to the Størmer units of length allows one to analyze the motion of particles of different energies uniformly.

Using (17), we can rewrite (16) in dimensionless form, where the units of length are expressed in Størmer units of length:

$$1 - \left(\frac{2\gamma}{\rho} - \frac{\rho}{r^3} - \frac{b_0\rho}{2M}r_s^3 + \frac{\pi I}{Mc}r_s^2 \sum_{n=0}^{\infty} \frac{(-1)^n(2n-1)!!}{2^n(n+1)!} \cdot \begin{cases} (\rho/a)^{2n+1}, & \rho < a \\ (a/\rho)^{2n+2}, & \rho > a \end{cases} P_{2n+1}^1(\rho/r) \right)^2 = 0, \quad (19)$$

After solving (19), one can find the boundaries of the Størmer's allowed and forbidden regions of particles' motion for the general case of the sum of dipole field, external field and ring current field.

4 Størmer's parameter γ properties.

- As mentioned above, the allowed regions of particle's motion are determined by $-1 \leq v_\phi/v \leq 1$ condition. On the nearest and farthest to Earth boundaries of the allowed region $|v_\phi| = v$, after that the particle moves in the opposite direction, $|v_\phi|$ decreases and at some point goes to zero. Let's write an equation 8 for this case:

$$\frac{v_\phi}{v} = \frac{P_\phi}{p\rho} - \frac{ZeA_\phi}{pc} = 0$$

Using (17) one can obtain:

$$2\gamma = \frac{Ze}{pc} \rho A_\phi$$

In our problem γ is constant, which is set as initial parameter; Ze/pc is also constant, then finally we get:

$$\rho A_\phi = \text{const} \quad (20)$$

- It is easy to show, that equation 20 is the equation of the magnetic field line in cylindrical coordinates assuming axial symmetry. Thus, in the allowed region of motion, the trapped particle moves around a magnetic field line; this equation is also the equation of the guiding center of the particle. The particle oscillates between the two ends of the allowed region where the mirror points are located. As an example, let's consider case of dipole field. Using (8), (17) and vector potential equation 12 for the boundaries of the allowed region we get:

$$\frac{v_\phi}{v} = \frac{2\gamma}{\rho} - \frac{\rho}{r^3} \quad (21)$$

If we consider the case, where $v_\phi/v = 0$, then taking into account the fact that in spherical coordinates $\rho = r \sin \theta$ we rewrite (21):

$$r = \frac{1}{2\gamma} \sin^2 \theta \quad (22)$$

If we consider the motion in the equatorial plane of dipole, then $\theta = 90^\circ$ and we get:

$$r_{eq} = \frac{1}{2\gamma} \quad (23)$$

If we put (23) into (22) we get the famous equation of the dipole field line of the planet:

$$r = r_{eq} \sin^2 \theta$$

The boundaries of the allowed region of motion are determined by the equality to ± 1 in equation 21, and as we have just shown, the center of this region corresponds to the position of the guiding center of the particle.

- To describe the particle trajectory in the whole space, we can change from cylindrical coordinates $(\rho, \phi, z, \dot{\rho}, \rho\dot{\phi}, \dot{z})$ to phase space coordinates $(\rho_0, \phi_0, z_0, v, P_\phi, \rho_0\dot{\phi}_0)$. Here, the three variables (ρ_0, ϕ_0, z_0) fix the starting point, and other three variables (v - velocity and P_ϕ - generalized moment of a particle, $\rho_0\dot{\phi}_0$ is an azimuthal component of the velocity, that determines an initial phase of Larmor rotation) fix initial particle velocity vector. Thus, two integrals of motion (v and P_ϕ) fix a bundle of trajectories for particles with same energy and the same azimuthal component of generalized momentum. All trajectories with different phase of Larmor rotation ϕ (which changes from 0 to 2π) form a tube around the particle guiding center field line, which is an allowed region of motion.

According to equation 23, the larger the γ , the closer a particle is located to Earth. This can be explained in the following way. In equations 8 and 21 two terms on the right side represent the effect of centrifugal force and magnetic field respectively, which hold the particle away from the axis. The closer the particle is to Earth (ρ decreases), the larger the second term (magnetic field) on the right-hand side, and, accordingly, the larger the first term must be to compensate the second. Thus, as the particle approaches the Earth, with decreasing ρ , its parameter γ must increase.

This situation is shown in Figure 2, where the allowed motion regions for the 100 keV proton with different parameters γ are shown. The larger γ , the closer the allowed region of motion shifts to Earth.

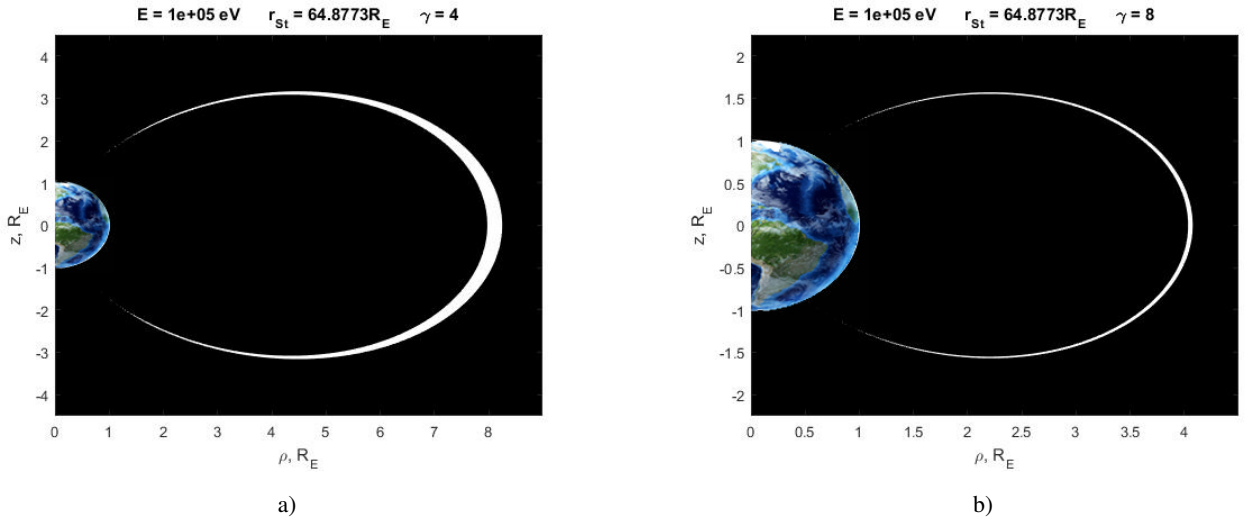


Figure 2. Allowed regions of motion of a 100 keV proton for two cases: a) $\gamma = 4$, b) $\gamma = 8$. It can be seen that for $\gamma = 4$, the allowed region of particle motion crosses the equatorial plane at a distance of $8R_E$, and for $\gamma = 8$ - at $4R_E$. Thus with increasing γ , the particle comes closer to Earth. Allowed region of motion is highlighted in white.

The allowed region shown in Fig. 2a and in Fig. 2b is not the only one and unique for the particle – it can be trapped either closer to the planet, or farther, but with different initial parameters, which determines its trajectory and allowed region of motion. In order for a particle to get into the currently forbidden region, the parameter γ must change as a result of some process occurring in the magnetosphere. Thus the whole allowed region of motion is determined by change of γ (or P_ϕ) from 0 to $+\infty$. The size of the allowed region of motion equals to two the Larmor radius of a particle at a specific point. For the case of Fig. 2a, the Larmor radius is 754 km or 0.118 Earth radii and for the case of Fig. 2b it is 94 km or 0.015 Earth radii.

To find γ corresponding to a particle with a certain energy located on a certain L shell, it is necessary to use equation 23. On the Fig. 3 we show the dependence of γ on particle's energy for different L shells. We can see that the closer the particle's L shell to Earth, the higher γ should it have. Also, if particle's energy is rather low, γ should be changed greatly to move a particle from higher L shell to lower L shell.

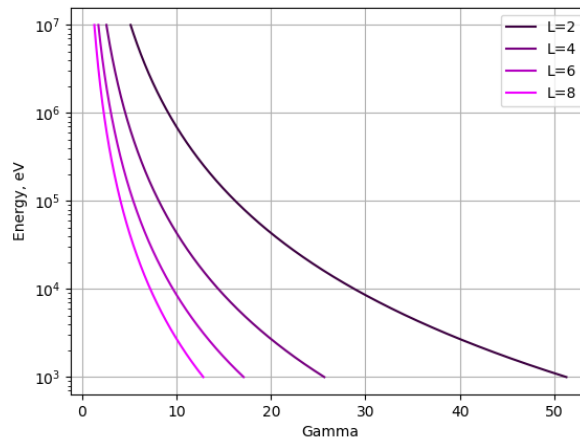


Figure 3. Dependence of Størmer's parameter γ on the particle's energy for four different L shells.

In the original Størmer analysis magnetic field is stationary and a particle does not receive energy from outside, so the parameter γ will remain constant. In the reality, the solar wind flow past the magnetosphere generates a large-scale long-standing convection electric field in it, directed from dawn to dusk under the southward oriented IMF. As a result, the $\mathbf{E} \times \mathbf{B}$ drift occurs in the magnetosphere, with the particles moving from magnetotail towards Earth, thus supplying the radiation belts and ring current with particles. In addition to the large-scale potential electric fields, that appear in the nightside magnetosphere due to the prolonged southward oriented IMF, the impulsive induced electric fields (which also can transport particles into the inner magnetosphere) can arise due to the magnetic field reconfigurations during substorms (Daglis, 2001). These two particle's transport and acceleration mechanisms can act simultaneously Ebihara and Ejiri (2003) and are responsible for the injection of particles to the inner magnetosphere and thus for the change of parameter γ . It will increase when approaching the planet due to the increase of the magnetic field strength, as mentioned above.

5 Modeling of the Størmer's allowed and forbidden regions taking into account the ring current

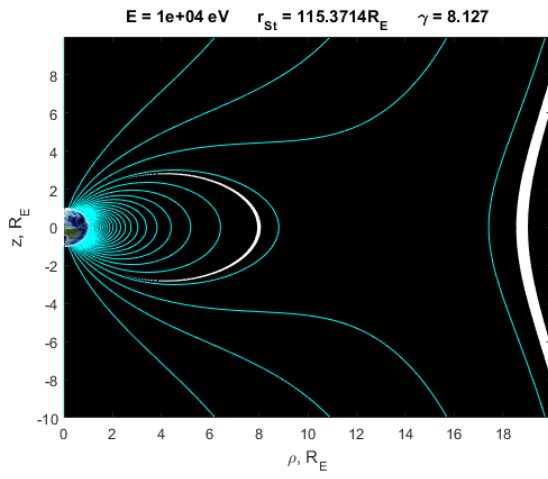
In modeling, we assumed that:

1. The Earth's magnetic field is constant and has only a dipole component due to the axial symmetry of the problem. This is quite reasonable, because: 1) the dipole magnetic field is responsible for the basic motion of the ring current particles, that is, the bounce and drift motion and 2) the higher degree of the coefficient becomes dominant at radial distance less than $1.5R_E$ or above the South Atlantic and South African areas.
2. The ring current has the form of an infinitely thin ring in the equatorial plane at a distance of $4R_E$ from the center of Earth. This value was chosen in accordance with the spatial dimensions of the ring current in equatorial plane and with average values of the maximum of the ring current density (Kovtyukh and Panasyuk, 2008; Prölss, 2004). We assume that not all of the ring current particles are concentrated in the filamentary ring, but that the magnetic field, created by the real ring current is the same as created by filamentary ring with current.
3. The b_z component of the homogeneous external field is -15 nT and describes the field of distant sources: the magnetopause current's field (positive $20 - 100$ nT), the field of tail currents (negative $10 - 200$ nT) and the penetrating interplanetary field (about $1 - 20$ nT of an arbitrary sign).
4. Charged particles both in radiation belt and in the ring current are protons (H^+).
5. Radiation belt particles with energies of 1 and 100 MeV.
6. Ring current particles with energies of 10 and 100 keV.

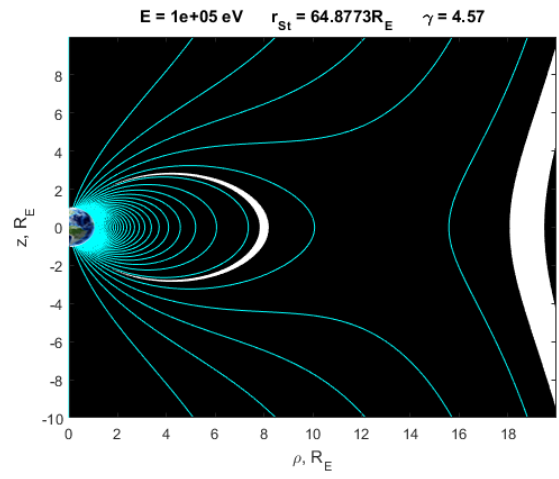
For particles with different values of γ and current strengths' I , different patterns of the regions' boundaries are obtained. We know that in reality the particles of the ring current are distributed up to $\sim 8R_E$ (see Chapter 2). Using (23), we choose those values of γ , that describe particles of different energies at a distance $L = 8$. This distance will be considered as the outer edge of the ring current. Having set the γ and energy of the particle (initial parameters), we begin to change the current strength and look what happens with the allowed regions of motion of the particle.

All the following figures show the meridional cross sections of the near-Earth region, the allowed regions of motion are highlighted in white, forbidden - in black. Magnetic field lines are highlighted in cyan. Coordinates are measured in the Earth radii. The spatial configuration of forbidden regions is obtained by rotating the meridional sections around the z axis. Particles cannot cross the forbidden region and, consequently, free particles cannot penetrate into the internal allowed region. Likewise, particles that somehow find themselves in an internal allowed region in the ideal case are permanently trapped.

At first we consider the energies of the ring current protons of 10 keV and 100 keV:

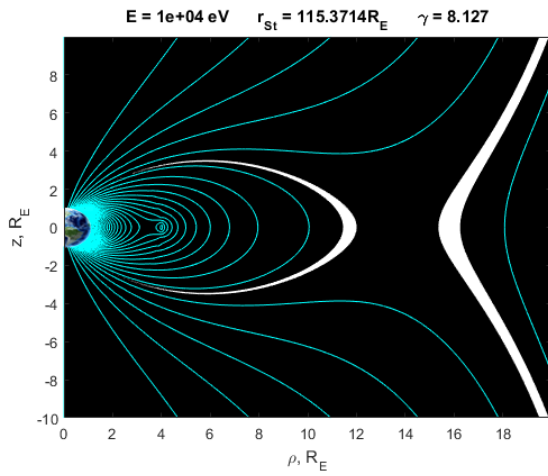


a)

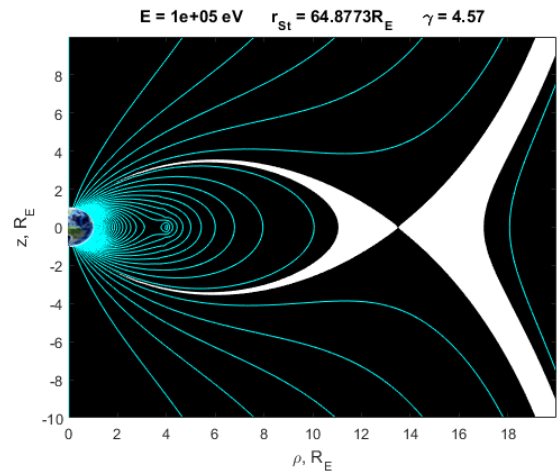


b)

Figure 4. The ring current strength I is 0 MA, a) 10 keV, b) 100 keV



a)



b)

Figure 5. The ring current strength I is 9.17 MA, a) 10 keV, b) 100 keV

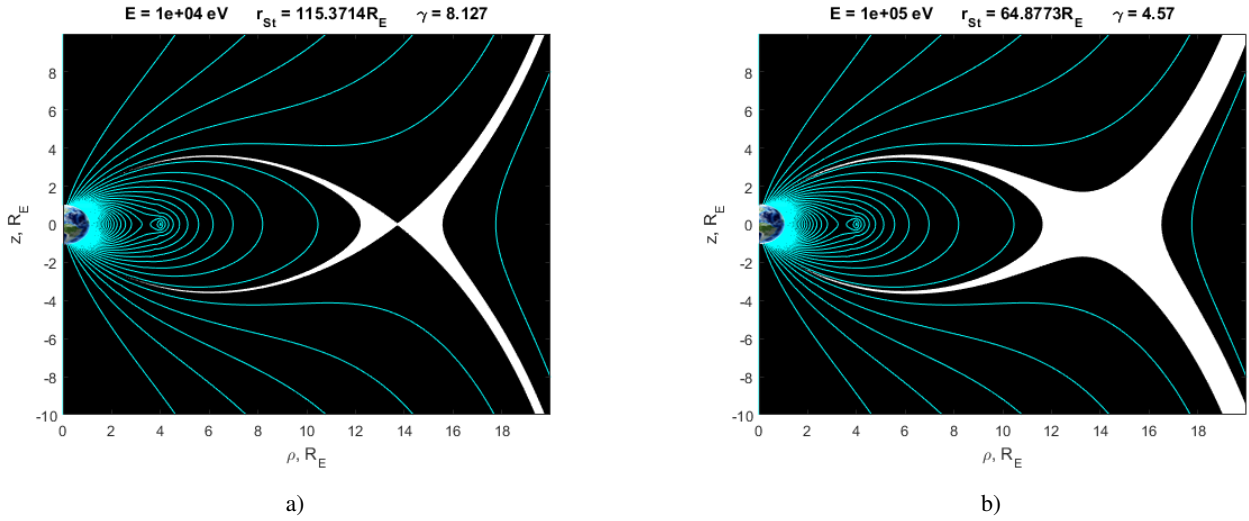
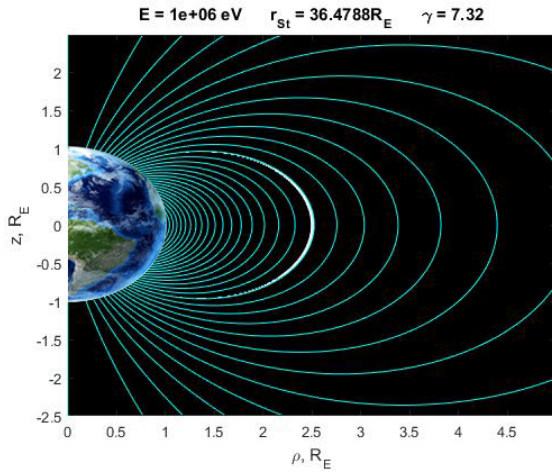


Figure 6. The ring current strength I is 10.28 MA, a) 10 keV, b) 100 keV

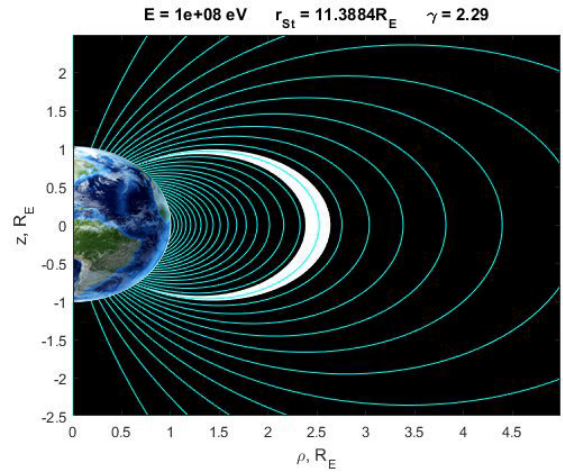
As can be seen from Fig. 4-6, with increasing ring current strength, two initially separated (at $I = 0$ A) allowed regions of motion become connected. Moreover, for particles with energies of 100 keV, the escape path from the inner trapping region emerges earlier than for particles with an energy of 10 keV, at a current strength of 9.17 MA (Fig. 5b). When current reaches 10.28 MA, particles with energy of 10 keV also get the opportunity to leave the trapping region (Fig. 6a). As a result, particles of the outer edge of the ring current with different energies are able to leave the trapping region area.

The obtained current strengths' are consistent with the observations (see chapter 2), and the obtained Dst index values for these current strength magnitudes are 226 and 253 nT, which are not unique and usually characterize large storms. However, we must remember, that Dst index was calculated by equation 2 for an infinitely thin ring with current, i.e. it was assumed that all particles are located in this ring. In reality the situation is different, the particles are distributed in the toroidal volume around the Earth over a large range of distances; in addition, for the ring current and homogeneous magnetic field the condition of axial symmetry is not satisfied, so the calculation of the real Dst index is much more complicated. Nevertheless, our analysis makes sense, since it gives an upper limit on the maximum ring current strength, that retains the trapping regions. Taking into account the asymmetry will lower this threshold, since the particles will have an opportunity to leave the trapping region in the nightside, going to infinity through the geomagnetic tail, or leaving the magnetosphere through the daytime magnetopause. In this case, the "bridge" between the trapping region and infinity opens the possibility of injection of the plasma sheet particles into the ring current region with simultaneous acceleration and an increase of the trapped particles number. However, the obtained magnitudes may probably indicate that the other loss mechanisms begin to act earlier than the mechanism, suggested in this paper. The balance of sources and losses describes the observed dynamics of the magnetic storm.

Now let us consider what happens to the protons of the radiation belts (with energies of 1 MeV and 100 MeV) after increase of the ring current magnitude (Figures 7-8) for the same magnitudes of the currents chosen for Figures 4-6. The most distant protons of the radiation belt are located at a distance of $\sim 2.5 R_E$ (see Chapter 2).



a)



b)

Figure 7. The ring current strength I is 0 MA, a) 1 MeV, b) 100 MeV

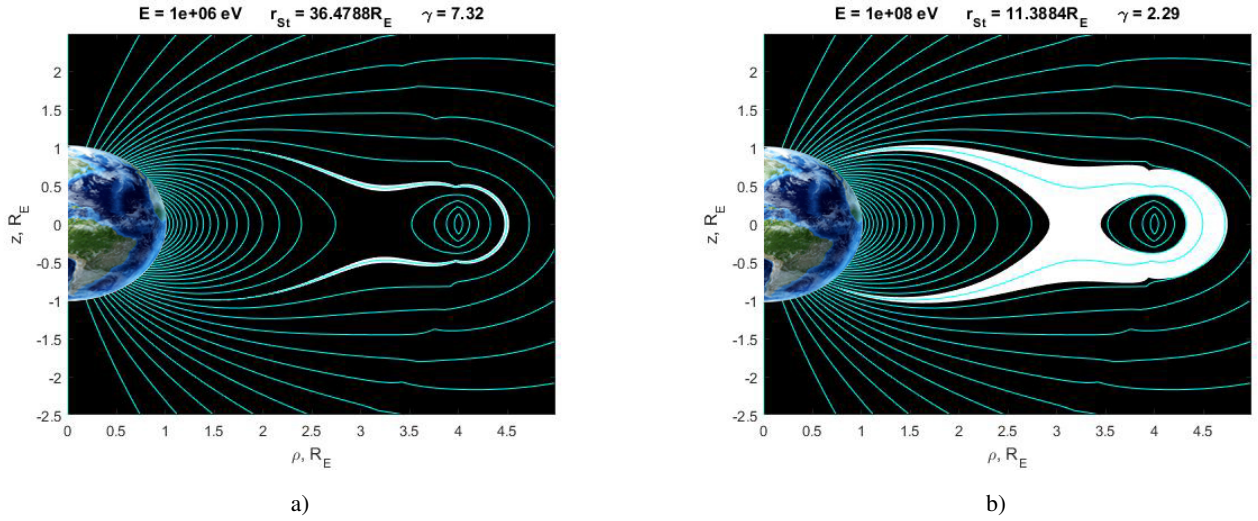


Figure 8. The ring current strength I is 10.28 MA, a) 1 MeV, b) 100 MeV

As can be seen from the Fig. 7-8, the internal trapping regions slightly increase in size with the ring current strength enhancement. Thus particle fluxes of the radiation belts will decrease due to the increase in the spatial dimensions of the allowed region, as observed on Earth during magnetic storms (Kovtyukh and Panasyuk, 2008). At the same time, the depression of the Earth's magnetic field is still not large enough for the particles of the radiation belt to be able to leave the trapping region.

- 5 This is consistent with the fact that particles can exist in the radiation belts for a long time (Prölss, 2004). We should mention noticeable artifacts in the field lines structure associated with the mathematical expression of the ring current vector potential.

However, the geometry of the allowed-forbidden regions, and the current strength at which the inner and outer Størmer trapping regions get connected, strongly depends on two parameters — the external magnetic field b_z and the radius a of the current ring. As an example, we consider the region of motion of the 10 keV proton, in the presence of the ring current of 9.17

- 10 MA for three magnitudes of the external field b_z : -10 nT, -15 nT, and -20 nT (Figures 9 a-c):

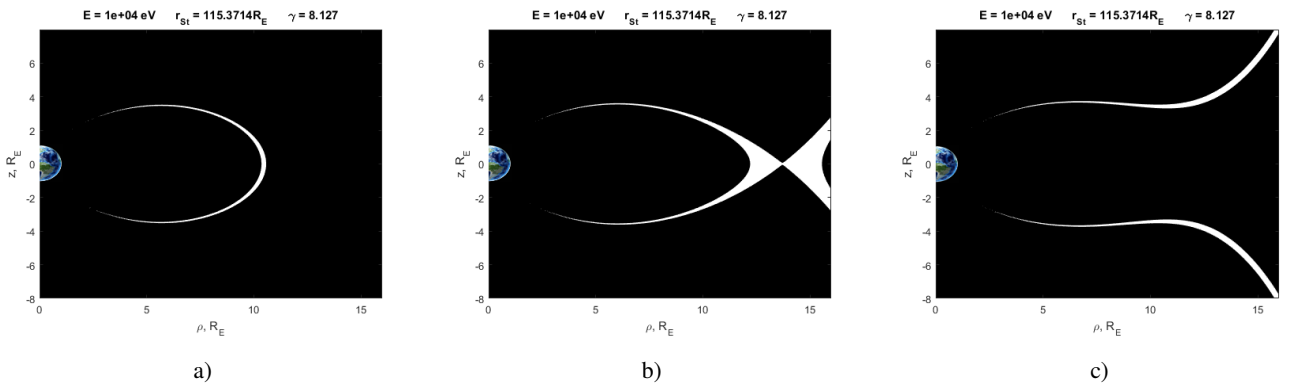


Figure 9. The strength of the ring current is 9.17 MA, the energy of the proton is 10 keV. a) $B_z = -10$ nT, b) $B_z = -15$ nT, c) $B_z = -20$ nT

We consider an initial state for a trapped particle under external field $b_z = -10$ nT (Fig. 9b). When b_z decreases by 5 nT, more particles get the opportunity to leave the trapping region much earlier (Fig. 9c). If, on the other hand, b_z increases by 5 nT (Fig. 9a), the trapping of particles becomes even stronger - they move closer to Earth, and the outer allowed region of motion moves away from Earth. That means, that the magnitude of the external field b_z strongly controls the trapping condition for particles in our problem.

Now let us consider how the configuration of the particles' allowed regions of motion with the same parameters varies for different radii a of the current ring. Again we consider a proton with an energy of 10 keV, and a current strength equal to 9.17 MA; for a we take three different values - $3R_E$, $4R_E$ and $5R_E$ (Fig. 10 a-c).

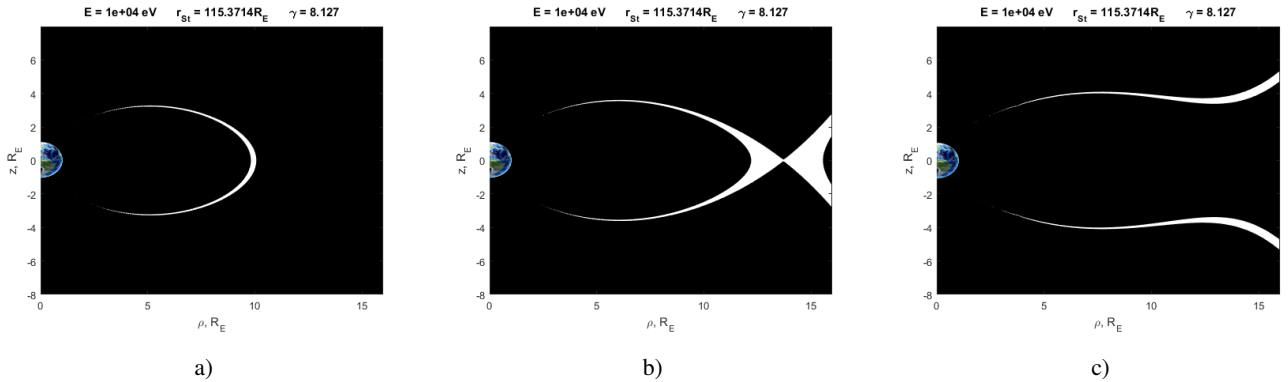


Figure 10. The strength of the ring current is 9.17 MA, the particle energy is 10 keV. a) $a = 3R_E$, b) $a = 4R_E$, c) $a = 5R_E$

One can see, that figures 9 and 10 are quite similar. Increase of the external field b_z leads to the same result as the decrease of the ring current radius a - and to the stronger trapping of particles (Fig. 9a, 10a). Decrease of b_z (Fig. 9c) leads to the break of the trapping region, the same happens, when the radius a of the ring current increases (Fig. 9c). As the field inside the current ring decreases, and outside increases, we see a logical result in the Fig. 10a-c. For $a = 4R_E$ (Fig. 10b), particles will be in the region of a stronger field (ring current field plus dipole) than for $a = 5R_E$ (Fig. 10 c) - in this case the field at $L = 8R_E$ is weaker. Therefore, the larger the radius of the model ring with current, the faster the particles at the edge of the real ring current get the opportunity to leave the trapping region. Conversely, when the radius of the current ring decreases (Fig. 10a), the field magnitude beyond the distance a becomes larger and the particles are trapped stronger by the magnetic field. Thus, the topology of the allowed-forbidden regions of motion and the critical value of Dst index in our problem also strongly depends on the radius a of the ring with the current.

Størmer analysis is not a self-consistent approximation; magnetic field in the problem is axially symmetric and specified — independent of the trapped particles number. When searching for the critical value of the ring current, we set the distance based on the available observations. Nevertheless, for a complete solution of the problem it would be useful to have a generalization of the Størmer analysis to the case of a self-consistent field. We will try to show, how to come to this solution by the method of successive approximations. We will calculate the threshold current for particles with fixed energy at a given distance, changing the external field. After, we will calculate the threshold current for particles with fixed energy with a given external field,

changing the radius a of the ring current. The distance at which the ring current is concentrated will be determined from the actual external field and the observed field at the origin. Having a Dst magnitude, the Dessler-Parker-Sckopke relation (Dessler and Parker, 1959; Sckopke, 1966) can be used to calculate the total ion energy content in the dipole magnetic field, and hence the maximum number of particles that can be trapped by the dipole magnetic field.

- 5 Let us consider a proton with energies of 10 keV and 100 keV at $L = 8R_E$. For each b_z magnitude we will search for the current strength magnitude at which the forbidden region between two allowed regions breaks (and the distance at which this link happens):

Table 1. Critical strength of a ring current for different magnitudes of the external field b_z

b_z , nT	10 keV proton		100 keV proton	
	I_{cr} , MA	r_{cr}, R_E	I_{cr} , MA	r_{cr}, R_E
0	1952.7	832	591.2	263.1
-5	35.9	22.7	32.9	22.1
-10	17.7	16.5	16.1	16.1
-15	10.3	13.7	9.1	13.5
-20	6.3	12.1	5.4	11.9

It can be seen from the table 1 that the field b_z is very important for the determining the critical ring current. The stronger the external field, the faster the ring current breaks and at a lower strength. When b_z vanishes, enormous current strength is needed to break the forbidden region, which will be even larger for a case with external field with positive z component. One can also see that for particles with different energies the point r_{cr} , where the break occurs is displaced closer to Earth and gradually converges to a certain value.

Let us also consider the influence of the radius a of the ring with current on the critical strength of the current. We again take a proton with energies of 10 keV and 100 keV at $L = 8R_E$ at $b_z = -10$ nT. For each value of the radius of the ring with current, we will search for the current strength magnitude at which the forbidden region between two allowed regions breaks for the protons of the ring current under consideration.

As one can see from the Table 2, the radius of the selected ring has an influence on the critical current strength, for example, for $a = 3R_E$ and $a = 5R_E$, the critical magnitude of the ring current differs by a factor of 3. Although, the effect of the external field on the current strength is much larger, it is obvious, that both parameters a and b_z influences the critical ring current strength, which can exist and, therefore, the Dst index.

The change in the radius a of the ring current, as can be seen from Table 2, has almost no effect on the distance r_{cr} to the point, where forbidden region breaks. Thus, having the constant b_z field, there will be a direct dependence between I_{cr} and

Table 2. Critical strength of a ring current for different ring radii a

10 keV proton			100 keV proton	
a, R_E	I_{cr}, MA	r_{cr}, R_E	I_{cr}, MA	r_{cr}, R_E
3	31.8	16.4	28.9	16.1
4	17.7	16.5	16.1	16.1
5	11.2	16.5	10.2	16.2
6	7.6	16.6	6.9	16.2
7	5.5	16.6	4.9	16.3

a (table 2). Now, having dependence between b_z and I_{cr} (from table 1), it becomes possible to calculate the the ring current radius a for a given b_z value.

6 Conclusions

As a result of particles' injection into the inner magnetosphere, their population, and consequently the ring current strength, increase. Størmer's analysis shows that at a certain point, when the ring current strength reaches critical magnitude, the forbidden region, which separates the internal and external allowed regions disappears, and thus particles get the opportunity to leave the internal trapping region. As a result, the number of particles, which consists the ring current, and consequently the current strength, begin to decrease. In the limit in this case, the particle density near the dipole and at infinity must be the same. The critical magnitude of the ring current's strength depends on the energy of the particles composing the ring current, but at a certain moment the maximum strength is reached, when particles even with the lowest energy are able to leave the trapping region. The maximum possible number of particles that can be trapped in a dipole field is determined by a number of particles, forming a ring current, which changes the "connectivity" of the Størmer's regions. For the doubly-connected geometry of the Størmer's regions (when internal and external allowed regions of motion are not connected), the particles' flux at infinity and the flux of trapped particles close to Earth can differ arbitrarily. The mixing of passing (coming and going to infinity) and trapped particles does not occur. Therefore, it becomes possible to form regions of trapped radiation, the fluxes of which are determined by the injection and loss mechanisms and are not associated with particles fluxes at infinity. The deformation of the Størmer's regions by the self-consistent field of the trapped radiation (ring current) leads to the formation of connected allowed regions of motion, and in this case the particles' fluxes in the allowed region are uniquely determined by the particles flux and distribution over the pitch angles at infinity. We come to the fact that the ring current strength has a finite upper limit. At a certain current strength magnitude, the inner trapping region becomes connected to the outer region associated with infinity and further accumulation of particles in the internal trapping region is impossible. At present, there are several recognized main

processes, leading to the ring current decay. We showed that a new mechanism, described in the paper, can be also added to these mechanisms. This mechanism leads to the limiting of the ring current strength during a magnetic storm irrespective of the particle loss mechanism from the internal allowed trapping region.

5 Størmer's analysis shows that the existence of radiation belts follows from the existence of a geomagnetic field. Particles with particle energies of radiation belts and with different parameters γ are trapped at different L -shells, depending on the Størmer's parameter γ . In addition to the analysis of the critical strength of the ring current, we tried to explain how the Størmer's parameter γ is defined and changed. Its change leads to the displacement of the inner trapping region closer to the planet, and, at the same time, to the region's size decrease. The parameter γ of a particle can be changed by the several mechanisms, for example by $\mathbf{E} \times \mathbf{B}$ drift, which moves particles to the inner magnetosphere.

10 *Competing interests.* The authors declare that they have no conflict of interest.

Acknowledgements. Work was supported by the Ministry of Science and High Education of the Russian Federation (grant RFMEFI61617X0084)

References

- Alexeev, I. I.: Energy flux in the Earth's magnetosphere: Storm – substorm relationship, *Space Science Reviews*, 107, 141–148, <https://doi.org/10.1023/A:1025519622160>, <https://doi.org/10.1023/A:1025519622160>, 2003.
- Alexeev, I. I., Belenkaya, E. S., Kalegaev, V. V., Feldstein, Y. I., and Grafe, A.: Magnetic storms and magnetotail currents, *Journal of Geophysical Research: Space Physics*, 101, 7737–7747, <https://doi.org/10.1029/95JA03509>, <https://agupubs.onlinelibrary.wiley.com/doi/abs/10.1029/95JA03509>, 1996.
- Baumjohann, W., Blanc, M., Fedorov, A., and Glassmeier, K.-H.: Current Systems in Planetary Magnetospheres and Ionospheres, *Space Science Reviews*, 152, 99–134, <https://doi.org/10.1007/s11214-010-9629-z>, <https://doi.org/10.1007/s11214-010-9629-z>, 2010.
- Daglis, I.: The storm-time ring current, *Space Science Reviews*, 98, 343–363, <https://doi.org/10.1023/A:1013873329054>, <https://doi.org/10.1023/A:1013873329054>, 2001.
- Daglis, I. A., Thorne, R. M., Baumjohann, W., and Orsini, S.: The terrestrial ring current: Origin, formation, and decay, *Reviews of Geophysics*, 37, 407–438, <https://doi.org/10.1029/1999RG900009>, <https://agupubs.onlinelibrary.wiley.com/doi/abs/10.1029/1999RG900009>, 1999.
- Dessler, A. J. and Parker, E. N.: Hydromagnetic theory of geomagnetic storms, *Journal of Geophysical Research*, 64, 2239–2252, <https://doi.org/10.1029/JZ064i012p02239>, <https://agupubs.onlinelibrary.wiley.com/doi/abs/10.1029/JZ064i012p02239>, 1959.
- Ebihara, Y. and Ejiri, M.: Modeling of solar wind control of the ring current buildup: A case study of the magnetic storms in April 1997, *Geophysical Research Letters*, 25, 3751–3754, <https://doi.org/10.1029/1998GL900006>, <https://agupubs.onlinelibrary.wiley.com/doi/abs/10.1029/1998GL900006>, 1998.
- Ebihara, Y. and Ejiri, M.: Numerical Simulation of the Ring Current: Review, *Space Science Reviews*, 105, 377–452, <https://doi.org/10.1023/A:1023905607888>, <https://doi.org/10.1023/A:1023905607888>, 2003.
- Jackson, J. D.: *Classical Electrodynamics*, John Wiley & Sons inc., 1963.
- Kovtyukh, A. S. and Panasyuk, M. I.: The storm-time ring current, in: *Plasma heliogeophysics*, edited by Zeleny, L. M. and Veselovsky, I. S., vol. 1, chap. 4, pp. 534–552, Fizmatlit Moscow, 2008.
- Kozyra, J. U. and Liemohn, M. W.: Ring Current Energy Input and Decay, *Space Science Reviews*, 109, 105–131, <https://doi.org/10.1023/B:SPAC.0000007516.10433.ad>, <https://doi.org/10.1023/B:SPAC.0000007516.10433.ad>, 2003.
- Landau, L. and Lifshitz, E.: *Mechanics*, Butterworth-Heinemann, 3 edn., 1976.
- Landau, L., Lifshitz, E., and Pitaevskii, L.: *Electrodynamics of Continuous Media*, Butterworth-Heinemann, 2 edn., 1982.
- Lemaire, J.: The effect of a southward interplanetary magnetic field on Störmer's allowed regions, *Advances in Space Research*, 31, 1131 – 1153, [https://doi.org/10.1016/S0273-1177\(03\)00099-1](https://doi.org/10.1016/S0273-1177(03)00099-1), <http://www.sciencedirect.com/science/article/pii/S0273117703000991>, plasma Processes in the Near-Earth Space: Interball and Beyond, 2003.
- Morozov, A. and Soloviyov, L.: Magnetic field geometry, in: *Voprosy Teorii Plazmy (Problems in Plasma Theory)*, edited by Leontovich, M. A., vol. 2, chap. 1, Atomizdat, Moscow, USSR, 1963.
- Prölss, G.: *Physics of the Earth's Space Environment*, Springer-Verlag Berlin Heidelberg, <https://doi.org/10.1007/978-3-642-97123-5>, 2004.
- Ray, E. C.: Effects of a Ring Current on Cosmic Radiation, *Phys. Rev.*, 101, 1142–1148, <https://doi.org/10.1103/PhysRev.101.1142>, <https://link.aps.org/doi/10.1103/PhysRev.101.1142>, 1956.

- Sckopke, N.: A general relation between the energy of trapped particles and the disturbance field near the Earth, *Journal of Geophysical Research*, 71, 3125–3130, <https://doi.org/10.1029/JZ071i013p03125>, <https://agupubs.onlinelibrary.wiley.com/doi/abs/10.1029/JZ071i013p03125>, 1966.
- Shebalin, J. V.: Størmer regions for axisymmetric magnetic multipole fields, *Physics of Plasmas*, 11, 3472–3482, <https://doi.org/10.1063/1.1752931>, <https://doi.org/10.1063/1.1752931>, 2004.
- 5 Størmer, C.: Sur les trajectoires des corpuscules électrisés dans l’espace sous l’action du magnétisme terrestre, avec application aux aurores boréales, *Radium (Paris)*, 9, 395–399, <https://doi.org/10.1051/radium:01912009011039501>, <https://doi.org/10.1051/radium:01912009011039501>, 1912.
- Størmer, C.: *The Polar Aurora*, Clarendon, Oxford, U.K., 1955.
- 10 Treiman, S. B.: Effect of Equatorial Ring Current on Cosmic-Ray Intensity, *Phys. Rev.*, 89, 130–133, <https://doi.org/10.1103/PhysRev.89.130>, <https://link.aps.org/doi/10.1103/PhysRev.89.130>, 1953.
- Turner, N. E., Baker, D. N., Pulkkinen, T. I., and McPherron, R. L.: Evaluation of the tail current contribution to Dst, *Journal of Geophysical Research: Space Physics*, 105, 5431–5439, <https://doi.org/10.1029/1999JA000248>, <https://agupubs.onlinelibrary.wiley.com/doi/abs/10.1029/1999JA000248>, 2000.