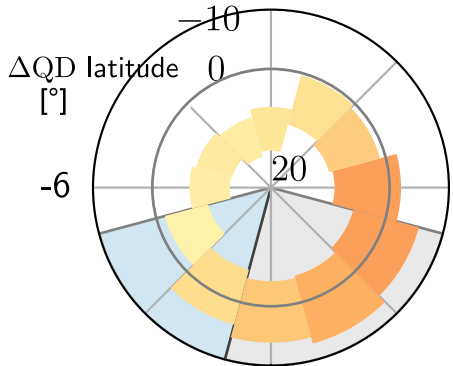


(a) -15...0 min

12

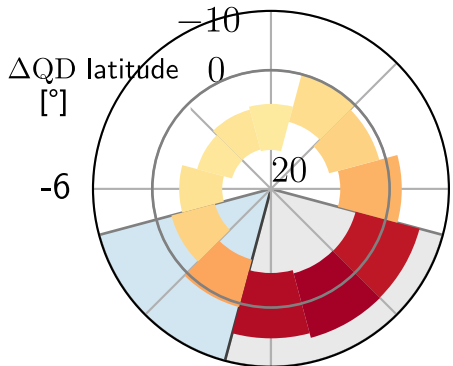


0

Δ MLT [h]

(d) 30...45 min

12

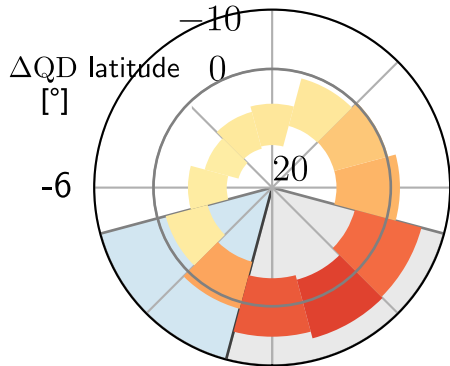


0

Δ MLT [h]

(b) 0...15 min

12

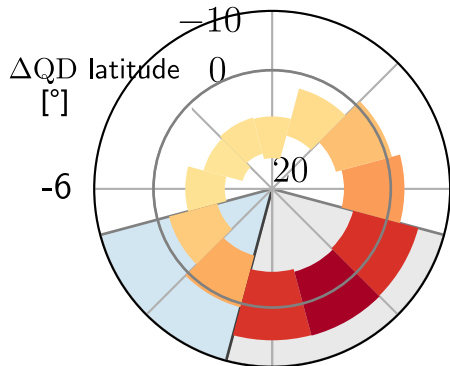


0

Δ MLT [h]

(e) 45...60 min

12

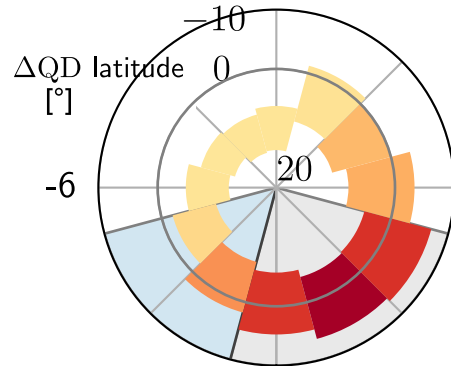


0

Δ MLT [h]

(c) 15...30 min

12

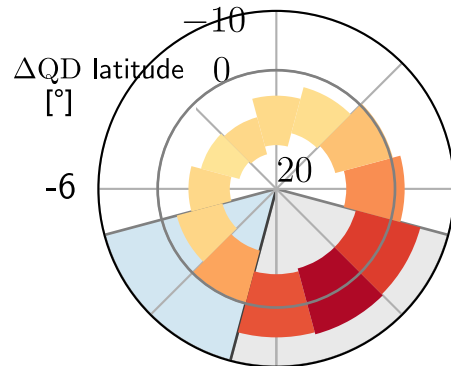


0

Δ MLT [h]

(f) 60...75 min

12



0

Δ MLT [h]



Sector W2



Sector W1



-200

-150

-100

-50

0

Median integrated WEJ current [kA]