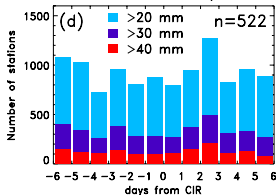
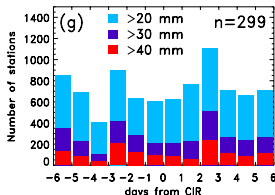


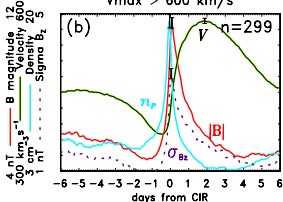
HEAVY RAINFALL 2003-2019
 $V_{\max} > 500$ km/s



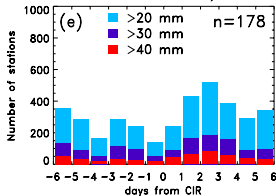
TRMM Precipitation 2003-2019
 Daily rates over Slovakia
 $V_{\max} > 600$ km/s



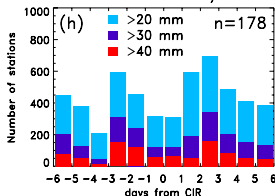
SOLAR WIND 2003-2019
 $V_{\max} > 600$ km/s



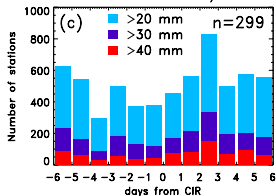
HEAVY RAINFALL 2003-2019
 $V_{\max} > 650$ km/s



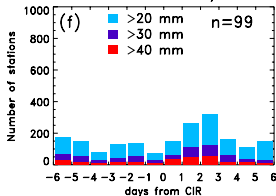
TRMM Precipitation 2003-2019
 $V_{\max} > 650$ km/s



HEAVY RAINFALL 2003-2019
 $V_{\max} > 600$ km/s



HEAVY RAINFALL 2003-2019
 $V_{\max} > 700$ km/s



TRMM Precipitation 2003-2019
 $V_{\max} > 700$ km/s

