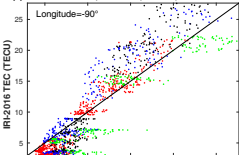
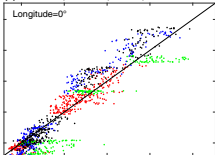


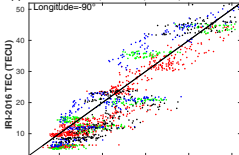
(a) 2008: RMSE=3.7, bias=-0.9, R=0.93, SS=0.65



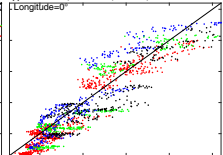
(b) 2008: RMSE=2.8, bias=-1.1, R=0.95, SS=0.70



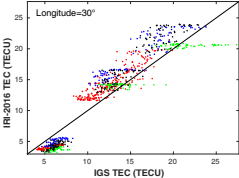
(e) 2013: RMSE=10.3, bias=-6.7, R=0.92, SS=0.42



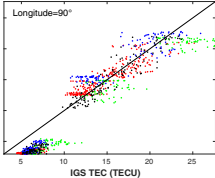
(f) 2013: RMSE=9.3, bias=-5.8, R=0.93, SS=0.43



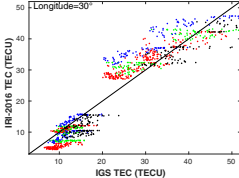
(c) 2008: RMSE=3.4, bias=0.3, R=0.95, SS=0.67



(d) 2008: RMSE=3.2, bias=-1.4, R=0.96, SS=0.69



(g) 2013: RMSE=6.7, bias=-3.2, R=0.94, SS=0.63



(h) 2013: RMSE=10.0, bias=-6.5, R=0.95, SS=0.47

